

Texas Education Agency  
2021 Federal Report Card  
BRENTWOOD EL (227901107) - AUSTIN ISD - TRAVIS COUNTY

Part (i): Description of State Accountability System

Part (i)(I) the minimum number of students that the State determines are necessary to be included in each of the subgroups of students for use in the accountability system;


Part (i)(II) the long-term goals and measurements of interim progress for all students and for each of the subgroups of students;


Part (i)(III)



Texas Education Agency  
 2021 Federal Report Card  
 BRENTWOOD EL (227901107) - AUSTIN ISD - TRAVIS COUNTY

State	District	Campus	African American	Hispanic	White	American Indian	Asian	Pacific Islander	Two or More	29	517.96	Td	.08	535.96	26.49	0.43	re B*	0	1	Jl	0	ic









Texas Education Agency  
 2021 Federal Report Card  
 BRENTWOOD EL (227901107) - AUSTIN ISD - TRAVIS COUNTY

	State	District	Campus	African American	Hispanic	White	American Indian	Asian	Pacific Islander	Two or More Races	Econ Disadv	Non Econ Disadv	CWD	CWOD	EL				
--	-------	----------	--------	------------------	----------	-------	-----------------	-------	------------------	-------------------	-------------	-----------------	-----	------	----	--	--	--	--


Texas Education Agency  
2021 Federal Report Card  
BRENTWOOD EL (227901107) - AUSTIN ISD - TRAVIS COUNTY

Part (v): School Quality or Student Success (SQSS)

This section provides information on school quality or student success, which is college, career and military readiness (CCMR) for high schools and



Texas Education Agency  
2021 Federal Report Card  
BRENTWOOD EL (227901107) - AUSTIN ISD - TRAVIS COUNTY







Texas Education Agency  
2021 Federal Report Card  
BRENTWOOD EL (227901107) - AUSTIN ISD - TRAVIS COUNTY

		Total students	African American	Hispanic	White	Indian or Alaska Native	Asian	Pacific Islander	Two or More Races	EL	Students with Disabilities	Students with Disabilities (Section 504)
With Educational Services	Male	0	0	0	0	0	0	0	0	0		0
	Female	0	0	0	0	0	0	0	0	0		0
	Total	0	0	0	0	0	0	0	0	0		0
Without Educational Services	Male	0	0	0	0	0	0	0	0	0		0
	Female	0	0	0	0	0	0	0	0	0		0
	Total	0	0	0	0	0	0	0	0	0		0
Under Zero Tolerance Policies	Male	0	0	0	0	0	0	0	0	0		0
	Female	0	0	0	0	0	0	0	0	0		0
	Total	0	0	0	0	0	0	0	0	0		0
School-Related Arrests												
	Male	0	0	0	0	0	0	0	0	0		0
	Female	0	0	0	0	0	0	0	0	0		0
	Total	0	0	0	0	0	0	0	0	0		0
Referrals to Law Enforcement												
	Male	3	0	3	0	0	0	0	0	0		0
	Female	0	0	0	0	0	0	0	0	0		0
	Total	3	0	3	0	0	0	0	0	0		0
All Students												
Chronic Absenteeism												
	Male	18	2	8	8	-8	-8	-8	-8	1	3	-8
	Female	11	1	6	4	-8	-8	-8	-8	2	1	-8
	Total	29	3	14	12	-8	-8	-8	-8	3	4	-8

	Total
Incidents of Violence	
Incidents of rape or attempted rape	0
Incidents of sexual assault (other than rape)	0
Incidents of robbery with a weapon	0
Incidents of robbery with a firearm or explosive device	0
Incidents of robbery without a weapon	0
Incidents of physical attack or fight with a weapon	0
Incidents of physical attack or fight with a firearm or explosive device	0
Incidents of physical attack or fight without a weapon	4
Incidents of threats of physical attack with a weapon	0
Incidents of threats of physical attack with a firearm or explosive device	0
Incidents of threats of physical attack without a weapon	0

Texas Education Agency  
2021 Federal Report Card  
BRENTWOOD EL (227901107) - AUSTIN ISD - TRAVIS COUNTY

		Total
Incidents of possession of a firearm or explosive device		0
Allegations of Harassment or bullying		
On the basis of sex		0
On the basis of race		0
On the basis of disability		1
On the basis of sexual orientation		0
On the basis of religion		0

Part (viii)(II) This section provides information from the 2017-18 CRDC surveys, submitted by school districts to the Office for Civil Rights, on the number of students enrolled in preschool programs and accelerated coursework to earn postsecondary credit while still in high school.

	Total students	African American

Texas Education Agency  
 2021 Federal Report Card  
 BRENTWOOD EL (227901107) - AUSTIN ISD - TRAVIS COUNTY

Low Poverty School		
	All School	
	Number	Percent
Inexperienced Teachers, Principals, and Other School Leaders		

	State Number of ALT2	State Rate of ALT2	District Number of ALT2	District Rate of ALT2	Campus Number of ALT2	Campus Rate of ALT2
--	----------------------------	-----------------------------	-------------------------------	-----------------------------	-----------------------------	---------------------------







State Level: 2019 NAEP Participation Rates for Students with Disabilities and English Learners			
Grade	Subject	Student Group	Rate
Grade 8	Reading	Students with Disabilities	83%
		English Learners	96%
	Mathematics	Students with Disabilities	88%
		English Learners	97%

### Part (xiii): Post-Secondary Enrollment

This section provides information on the cohort rate at which students who graduated from high school in the 2018-19 school year enrolled in the 2019-20 academic year in (I) programs of public postsecondary education in Texas; (II) programs of private postsecondary education in Texas; and (III) programs of postsecondary education outside Texas. (CWD: children with disability; EL: English learner)

There is no data for this campus.

### Part (xiv): Additional Information € Chronic Absenteeism

This section provides information on the Chronic Absenteeism per EDFacts definition: percent of unduplicated number of K € 12 students enrolled in a school for at least 10 days and absent for 10% or more days during the 2019-20 school year. (CWD: children with disability; EL: English learner)

	All Students	African American	Hispanic	White	American Indian	Asian	Pacific Islander	Two or More Races	Econ Disadv	CWD	EL
Chronic Absenteeism Rate	2.3%	0.0%	6.1%	1.1%	-	0.0%	-	0.0%	8.1%	6.8%	2.9%

- Indicates there are no students in the group.

\* Indicates results are masked due to small numbers to protect student confidentiality.