



Texas Education Agency
2021 Federal Report Card
MATHEWS EL (227901123) - AUSTIN ISD - TRAVIS COUNTY

Part (i): Description of State Accountability System

Part (i)(I) the minimum number of students that the State determines are necessary to be included in each of the subgroups of students for use in the accountability system;

Part (i)(II) the long-term goals and measurements of interim progress for all students and for each of the subgroups of students;

Part (i)(III)











Texas Education Agency
2021 Federal Report Card
MATHEWS EL (227901123) - AUSTIN ISD - TRAVIS COUNTY

Part (v): School Quality or Student Success (SQSS)

This section provides information on school quality or student success, which is college, career and military readiness (CCMR) for high schools and





Agency
 Report Card
 TWIN ISD - TRAVIS COUNTY

| Site | Indian or Alaska Native | Asian | Pacific Islander | Two or More Races | EL | Students with Disabilities | Students with Disabilities (Section 504) |
|------|-------------------------|-------|------------------|-------------------|----|----------------------------|--|
| 0 | 0 | 0 | 0 | 0 | 0 | | |
| 0 | 0 | 0 | 0 | 0 | 0 | | |
| 0 | 0 | 0 | 0 | 0 | 0 | | |
| 0 | 0 | 0 | 0 | 0 | 0 | | |
| 0 | 0 | 0 | 0 | 0 | 0 | | |

0



Texas Education Agency
2021 Federal Report Card
MATHEWS EL (227901123) - AUSTIN ISD - TRAVIS COUNTY

| | | Total students | African American | Hispanic | White | Indian or Alaska Native | Asian | Pacific Islander | Two or More Races | EL | Students with Disabilities | Students with Disabilities (Section 504) |
|-------------------------------|--------|----------------|------------------|----------|-------|-------------------------|-------|------------------|-------------------|----|----------------------------|--|
| With Educational Services | Male | 0 | 0 | 0 | 0 | 0 | 0 | 0 | 0 | 0 | | 0 |
| | Female | 0 | 0 | 0 | 0 | 0 | 0 | 0 | 0 | 0 | | 0 |
| | Total | 0 | 0 | 0 | 0 | 0 | 0 | 0 | 0 | 0 | | 0 |
| Without Educational Services | Male | 0 | 0 | 0 | 0 | 0 | 0 | 0 | 0 | 0 | | 0 |
| | Female | 0 | 0 | 0 | 0 | 0 | 0 | 0 | 0 | 0 | | 0 |
| | Total | 0 | 0 | 0 | 0 | 0 | 0 | 0 | 0 | 0 | | 0 |
| Under Zero Tolerance Policies | Male | 0 | 0 | 0 | 0 | 0 | 0 | 0 | 0 | 0 | | 0 |
| | Female | 0 | 0 | 0 | 0 | 0 | 0 | 0 | 0 | 0 | | 0 |
| | Total | 0 | 0 | 0 | 0 | 0 | 0 | 0 | 0 | 0 | | 0 |
| School-Related Arrests | | | | | | | | | | | | |
| | Male | 0 | 0 | 0 | 0 | 0 | 0 | 0 | 0 | 0 | | 0 |
| | Female | 0 | 0 | 0 | 0 | 0 | 0 | 0 | 0 | 0 | | 0 |
| | Total | 0 | 0 | 0 | 0 | 0 | 0 | 0 | 0 | 0 | | 0 |
| Referrals to Law Enforcement | | | | | | | | | | | | |
| | Male | 0 | 0 | 0 | 0 | 0 | 0 | 0 | 0 | 0 | | 0 |
| | Female | 0 | 0 | 0 | 0 | 0 | 0 | 0 | 0 | 0 | | 0 |
| | Total | 0 | 0 | 0 | 0 | 0 | 0 | 0 | 0 | 0 | | 0 |
| All Students | | | | | | | | | | | | |
| Chronic Absenteeism | | | | | | | | | | | | |
| | Male | 14 | 3 | 3 | 6 | -8 | -8 | -8 | 2 | 1 | 2 | -8 |
| | Female | 14 | 2 | 4 | 4 | -8 | 1 | 1 | 2 | 1 | 2 | -8 |
| | Total | 28 | 5 | 7 | 10 | -8 | 1 | 1 | 4 | 2 | 4 | -8 |

| | | | | | | | | | | | Total |
|-------------------------------------|--|--|--|--|--|--|--|--|--|--|-------|
| Incidents of Violence | | | | | | | | | | | |
| Incidents of rape or attempted rape | | | | | | | | | | | 0 |

Texas Education Agency
 2021 Federal Report Card
 MATHEWS EL (227901123) - AUSTIN ISD - TRAVIS COUNTY

| | Total |
|--|-------|
| Incidents of possession of a firearm or explosive device | 0 |
| Allegations of Harassment or bullying | |
| On the basis of sex | 0 |
| On the basis of race | 0 |
| On the basis of disability | 0 |
| On the basis of sexual orientation | 0 |
| On the basis of religion | 0 |

Part (viii)(II) This section provides information from the 2017-18 CRDC surveys, submitted by school districts to the Office for Civil Rights, on the number of students enrolled in preschool programs and accelerated coursework to earn postsecondary credit while still in high school.

| | Total students | African American | Hispanic | White | Indian or Alaska Native | Asian | Pacific Islander | Two or More Races | EL |
|--|----------------|------------------|----------|-------|-------------------------|-------|------------------|-------------------|----|
| | | | | | | | | | |
| | | | | | | | | | |

| | | |
|--|----------------------------|--|
| | State Number of ALT2 | |
|--|----------------------------|--|



