

Texas Education Agency
2021 Federal Report Card
ODOM EL (227901156) - AUSTIN ISD - TRAVIS COUNTY

Part (i): Description of State Accountability System

Part (i)(I) the minimum number of students that the State determines are necessary to be included in each of the subgroups of students for use in the accountability system;

Part (i)(II) the long-term goals and measurements of interim progress for all students and for each of the subgroups of students;

Part (i)(III) the indicators used to meaningfully differentiate all public schools in the State;

Part (i)(IV) the State's system for meaningfully differentiating all public schools in the State, including --

(aa) the specific weight of the indicators in such differentiation;

(bb) the methodology by which the State differentiates all such schools;

(cc) the methodology by which the State differentiates a school as consistently underperforming for any subgroup of students; and

(dd) the methodology by which the State identifies a school for comprehensive support and improvement;

Part (i)(V) the number and names of all public schools in the State identified by the State for comprehensive support and improvement or implementing targeted support and improvement plans;

Part (i)(VI) the exit criteria established by the State, including the length of years established.

On April 6, 2021, the U.S. Department of Education (USDE) waived the accountability, school identification, and related reporting requirements for the 2020-21 school year. The waiver includes the report card provisions in section 1111(h)(1)(C)(i)(I)-(IV) and (VI) (Accountability system description, other than the list of comprehensive, targeted, and additional targeted support and improvement schools)

Campuses Identified for Support under the Every Student Succeeds Act (ESSA) for the 2021-22 school year: [Comprehensive Support and Improvement Schools](#), [Targeted Support and Improvement Schools](#) and [Additional Targeted Support Schools](#).



Part (ii): Student Achievement by Proficiency Level

This section provides information on student achievement on the State of Texas Assessments of Academic Readiness (STAAR) performance for mathematics, reading/ELA, and science by grade level and proficiency level for the 2020-21 school year. These results include all students tested, regardless of whether they were in the accountability subset. (CWD: children with disability; CWOD: children without disability; EL: English learner)

State	District	Campus	African American	Hispanic	White	American Indian	Asian	Pacific Islander	EL	CWD	CWOD
0.894	0.808	0.8	0.94	0.14	0.1	0.1	0.1	0.1	0.1	0.1	0.1

Texas Education Agency
2021 Federal Report Card
ODOM EL (227901156) - AUSTIN ISD - TRAVIS COUNTY

	State	District	Campus	African American	Hispanic	White	American Indian	Asian	Pacific Islander	Two or More Races	Econ Disadv								
--	-------	----------	--------	------------------	----------	-------	-----------------	-------	------------------	-------------------	-------------	--	--	--	--	--	--	--	--





Texas Education Agency
2021 Federal Report Card
ODOM EL (227901156) - AUSTIN ISD - TRAVIS COUNTY

		State	District	Campus	African American	Hispanic	White	American Indian	Asian	Pacific Islander	Two or More Races	Econ Disadv	Non Econ Disadv	CWD	CWOD	EL	Male	Female	Migrant	Homeless	Foster Care	Military
Reading	All Students	44%	46%	19%	20%	17%	40%	-	*	-	*	17%	28%	8%	22%	18%	16%	23%	-	*	-	-
	CWD	20%	22%	8%	*	9%	*	-	-	-	-	10%	0%	8%	-	0%	11%	0%	-	-	-	-
	CWOD	47%	50%	22%	*	18%	50%	-	*	-	*	19%	35%	-	22%	22%	18%	27%	-	*	-	-
	EL	20%	18%	18%	-	16%	-	-	*	-	-	15%	38%	0%	22%	18%	14%	24%	-	-	-	-
	Male	40%	43%	16%	*	13%	38%	-	*	-	-	17%	9%	11%	18%	14%	16%	-	-	*	-	-
	Female	48%	50%	23%	*	22%	*	-	-	-	*	17%	43%	0%	27%	21%	-	23%	-	-	-	-
Mathematics	All Student	37%	33%	11%	0%																	




Texas Education Agency
2021 Federal Report Card
ODOM EL (227901156) - AUSTIN ISD - TRAVIS COUNTY

		Campus	African American	Hispanic	White	American Indian	Asian	Pacific Islander	Two or More Races	Econ Disadv	Non Econ Disadv	CWD	€WOD	EL	Male	Female	Migrant
Mathematics	All Students	12%	17%	12%	9%	-	*	-	*	10%	19%	7%	13%	6%	6%	19%	-
	CWD	7%	*	8%	*	-	-	-	-	9%	0%	7%	-	0%	5%	12%	-
	CWOD	13%	*	12%	11%	-	*	-	*	10%	23%	-	13%	7%	6%	20%	-
	EL	6%	-	6%	-	-	*	-	-	5%	11%	0%	7%	6%	5%	7%	-
	Male	6%	*	7%	0%	-	*	-	-	4%	15%	5%	6%	5%	6%	-	-
	Female	19%	*	18%	*	-	-	-	*	18%	22%	12%	20%	7%	-	19%	-
Science	All Students	14%	*	16%	*	-	-	-	-	10%	30%	9%	15%	9%	10%	18%	-
	CWD	9%	*	11%	*	-	-	-	-	10%	*	9%	-	*	12%	*	-
	CWOD	15%	*	17%	*	-	-	-	-	10%	33%	-	15%	11%	10%	21%	-
	EL	9%	-	9%	-	-	-	-	-	5%	*	*	11%	9%	8%	11%	-
	Male	10%	*	12%	*	-	-	-	-	7%	*	12%	10%	8%	10%	-	-
	Female	18%	*	20%	-	-	-	-	-	14%	25%	*	21%	11%	-	18%	-
SAT/ACT All Subjects	All Students	-	-	-	-	-	-	-	-	-	-	-	-	-	-	-	-
	CWD	-	-	-	-	-	-	-	-	-	-	-	-	-	-	-	-
	CWOD	-	-	-	-	-	-	-	-	-	-	-	-	-	-	-	-
	EL	-	-	-	-	-	-	-	-	-	-	-	-	-	-	-	-
	Male	-	-	-	-	-	-	-	-	-	-	-	-	-	-	-	-
	Female	-	-	-	-	-	-	-	-	-	-	-	-	-	-	-	-

- Indicates there are no students in the group.

*



Texas Education Agency
2021 Federal Report Card
ODOM EL (227901156) - AUSTIN ISD - TRAVIS COUNTY

		Total students	African American	Hispanic	White	Indian or Alaska Native	Asian	Pacific Islander	Two or More Races	EL	Students with Disabilities	Students with Disabilities (Section 504)
With Educational Services	Male	0	0	0	0	0	0	0	0	0		0
	Female	0	0	0	0	0	0	0	0	0		0
	Total	0	0	0	0	0	0	0	0	0		0
Without Educational Services	Male	0	0	0	0	0	0	0	0	0		0
	Female	0	0	0	0	0	0	0	0	0		0
	Total	0	0	0	0	0	0	0	0	0		0
Under Zero Tolerance Policies	Male	0	0	0	0	0	0	0	0	0		0
	Female	0	0	0	0	0	0	0	0	0		0
	Total	0	0	0	0	0	0	0	0	0		0
School-Related Arrests												
	Male	0	0	0	0	0	0	0	0	0		0
	Female	0	0	0	0	0	0	0	0	0		0
	Total	0	0	0	0	0	0	0	0	0		0
Referrals to Law Enforcement												
	Male	0	0	0	0	0	0	0	0	0		0
	Female	0	0	0	0	0	0	0	0	0		0
	Total	0	0	0	0	0	0	0	0	0		0
All Students												
Chronic Absenteeism												
	Male	35	2	30	3	-8	-8	-8	-8	5	9	-8
	Female	35	1	28	4	-8	-8	-8	2	12	1	-8
	Total	70	3	58	7	-8	-8	-8	2	17	10	-8

	Total
Incidents of Violence	
Incidents of rape or attempted rape	0
Incidents of sexual assault (other than rape)	0
Incidents of robbery with a weapon	0
Incidents of robbery with a firearm or explosive device	0
Incidents of robbery without a weapon	0
Incidents of physical attack or fight with a weapon	0
Incidents of physical attack or fight with a firearm or explosive device	0
Incidents of physical attack or fight without a weapon	3
Incidents of threats of physical attack with a weapon	0
Incidents of threats of physical attack with a firearm or explosive device	0
Incidents of threats of physical attack without a weapon	0

Texas Education Agency
2021 Federal Report Card
ODOM EL (227901156) - AUSTIN ISD - TRAVIS COUNTY

	Total
Incidents of possession of a firearm or explosive device	0
Allegations of Harassment or bullying	
On the basis of sex	0
On the basis of race	0
On the basis of disability	0
On the basis of sexual orientation	0
On the basis of religion	0

Part (viii)(II) This section provides information from the 2017-18 CRDC surveys, submitted by school districts to the Office for Civil Rights, on the number of students enrolled in preschool programs and accelerated coursework to earn postsecondary credit while still in high school.

		Total students	African American	Hispanic	White	Indian or Alaska Native	Asian	Pacific Islander	Two or More Races	EL	Students with Disabilities
Preschool Programs											
	Male	29	0	28	1	0	0	0	0	18	2
	Female	22	1	20	1	0	0	0	0	10	0
	Total	51	1	48	2	0	0	0	0	28	2
Accelerated Coursework											
Advanced Placement Courses	Male	-9	-9	-9	-9	-9	-9	-9	-9	-9	-9
	Female	-9	-9	-9	-9	-9	-9	-9	-9	-9	-9
	Total	-9	-9	-9	-9	-9	-9	-9	-9	-9	-9
International Baccalaureate Courses	Male	-9	-9	-9	-9	-9	-9	-9	-9	-9	-9
	Female	-9	-9	-9	-9	-9	-9	-9	-9	-9	-9
	Total	-9	-9	-9	-9	-9	-9	-9	-9	-9	-9

	State Number of ALT2	State Rate of ALT2	District Number of ALT2	District Rate of ALT2	Campus Number of ALT2	Campus Rate of ALT2
Science	4,492	1%	44	1%	-	-
End of Course						
English I	4,504	1%	52	1%	-	-
English II	4,092	1%	42	1%	-	-

