




Texas Education Agency  
2021 Federal Report Card  
DAVIS EL (227901179) - AUSTIN ISD - TRAVIS COUNTY





Texas Education Agency  
2021 Federal Report Card





Texas Education Agency  
 2021 Federal Report Card  
 DAVIS EL (227901179) - AUSTIN ISD - TRAVIS COUNTY

|  | State | District | Campus | African American | Hispanic | White | American Indian | Asian | Pacific Islander | Two or More Races | Econ Disadv | Non Econ Disadv | CWD | CWOD | EL | Male | Female | Migrant | Homeless | Foster |
|--|-------|----------|--------|------------------|----------|-------|-----------------|-------|------------------|-------------------|-------------|-----------------|-----|------|----|------|--------|---------|----------|--------|
|--|-------|----------|--------|------------------|----------|-------|-----------------|-------|------------------|-------------------|-------------|-----------------|-----|------|----|------|--------|---------|----------|--------|



Texas Education Agency  
2021 Federal Report Card  
DAVIS EL (227901179) - AUSTIN ISD - TRAVIS COUNTY

|             |              | State | District | Campus | African American | Hispanic | White | American Indian | Asian | Pacific Islander | Two or More Races | Econ Disadv | Non Econ Disadv | CWD | CWOD | EL  | Male | Female | Migrant | Homeless | Foster Care | Military |
|-------------|--------------|-------|----------|--------|------------------|----------|-------|-----------------|-------|------------------|-------------------|-------------|-----------------|-----|------|-----|------|--------|---------|----------|-------------|----------|
| Reading     | All Students | 44%   | 46%      | 48%    | *                | 23%      | 53%   | -               | 79%   | -                | 56%               | 20%         | 57%             | 3%  | 55%  | 22% | 48%  | 47%    | -       | -        | -           | -        |
|             | CWD          | 20%   | 22%      | 3%     | *                | 0%       | 7%    | -               | -     | -                | *                 | 5%          | 0%              | 3%  | -    | 0%  | 0%   | 8%     | -       | -        | -           | -        |
|             | CWOD         | 47%   | 50%      | 55%    | *                | 30%      | 61%   | -               | 79%   | -                | 63%               | 30%         | 61%             | -   | 55%  | 27% | 58%  | 53%    | -       | -        | -           | -        |
|             | EL           | 20%   | 18%      | 22%    | -                | 0%       | 40%   | -               | 55%   | -                | -                 | 14%         | 31%             | 0%  | 27%  | 22% | 38%  | 10%    | -       | -        | -           | -        |
|             | Male         | 40%   | 43%      | 48%    | *                | 25%      | 49%   | -               | 87%   | -                | 40%               | 9%          | 59%             | 0%  | 58%  | 38% | 48%  | -      | -       | -        | -           | -        |
|             | Female       | 48%   | 50%      | 47%    | -                | 22%      | 57%   | -               | 67%   | -                | *                 | 29%         | 55%             | 8%  | 53%  | 10% | -    | 47%    | -       | -        | -           | -        |
| Mathematics | All Students | 37%   | 33%      | 35%    | *                | 17%      | 36%   | -               | 83%   | -                | 25%               | 12%         | 44%             | 3%  | 41%  | 27% | 43%  | 28%    | -       | -        | -           | -        |
|             | CWD          | 21%   | 18%      | 3%     | *                | 0%       | 7%    | -               | -     | -                | *                 | 5%          | 0%              | 3%  | -    | 0%  | 0%   | 8%     | -       | -        | -           | -        |
|             | CWOD         | 39%   | 35%      | 41%    | *                | 22%      | 40%   | -               | 83%   | -                | 29%               | 16%         | 46%             | -   | 41%  | 41% | 41%  |        | -       | -        | -           | -        |

Texas Education Agency  
 2021 Federal Report Card  
 DAVIS EL (227901179) - AUSTIN ISD - TRAVIS COUNTY

|  | State | District | Campus | African American | Hispanic | White | American Indian | Asian | Pacific Islander | Two or More Races | Econ Disadv | Non Econ Disadv | CWD | CWOD | EL | Male | Female | Migrant | Homeless |  |  |
|--|-------|----------|--------|------------------|----------|-------|-----------------|-------|------------------|-------------------|-------------|-----------------|-----|------|----|------|--------|---------|----------|--|--|
|--|-------|----------|--------|------------------|----------|-------|-----------------|-------|------------------|-------------------|-------------|-----------------|-----|------|----|------|--------|---------|----------|--|--|

Texas Education Agency  
 2021 Federal Report Card  
 DAVIS EL (227901179) - AUSTIN ISD - TRAVIS COUNTY

Part (v): School Quality or Student Success (SQSS)

This section provides information on school quality or student success, which is college, career and military readiness (CCMR) for high schools and average performance rate of the three STAAR performance levels of all students, regardless of whether they were in the accountability subset, for elementary and secondary schools without a graduation rate. (CWD: children with disability; EL: English learner)

|  | All Students | African American | Hispanic | White | American Indian | Asian | Pacific Islander | Two or More Races | Econ Disadv | CWD | EL |
|--|--------------|------------------|----------|-------|-----------------|-------|------------------|-------------------|-------------|-----|----|
| Student Success (Student Achievement Domain Score: STAAR Component Only) |              |                  |          |       |                 |       |                  |                   |             |     |    |
| STAAR Component Score  | 44           | 0                | 26       | 47    | -               | 75    | -                | 42                | 18          | 7   | 26 |
| School Quality   |              |                  |          |       |                 |       |                  |                   |             |     |    |





Texas Education Agency  
2021 Federal Report Card  
DAVIS EL (227901179) - AUSTIN ISD - TRAVIS COUNTY

|                      |              | Campus | African American | Hispanic | White | American Indian | Asian | Pacific Islander | Two or More Races | Econ Disadv | Non Econ Disadv | CWD | CWOD | EL  | Male | Female | Migrant |
|----------------------|--------------|--------|------------------|----------|-------|-----------------|-------|------------------|-------------------|-------------|-----------------|-----|------|-----|------|--------|---------|
| Mathematics          | All Students | 32%    | 57%              | 27%      | 34%   | -               | 17%   | -                | 50%               | 31%         | 32%             | 40% | 30%  | 16% | 39%  | 23%    | -       |
|                      | CWD          | 40%    | *                | 14%      | 48%   | -               | *     | -                | *                 | 29%         | 55%             | 40% | -    | 0%  | 53%  | 7%     | -       |
|                      | CWOD         | 30%    | 60%              | 31%      | 30%   | -               | 11%   | -                | 53%               | 33%         | 30%             | -   | 30%  | 19% | 35%  | 25%    | -       |
|                      | EL           | 16%    | -                | 9%       | 44%   | -               | 8%    | -                | -                 | 9%          | 24%             | 0%  | 19%  | 16% | 11%  | 19%    | -       |
|                      | Male         | 39%    | 67%              | 31%      | 41%   | -               | 17%   | -                | 64%               | 37%         | 39%             | 53% | 35%  | 11% | 39%  | -      | -       |
|                      | Female       | 23%    | *                | 25%      | 24%   | -               | 18%   | -                | 20%               | 26%         | 22%             | 7%  | 25%  | 19% | -    | 23%    | -       |
| Science              | All Students | 39%    | *                | 38%      | 42%   | -               | 0%    | -                | 60%               | 52%         | 34%             | 56% | 36%  | 27% | 50%  | 27%    | -       |
|                      | CWD          | 56%    | *                | 33%      | 67%   | -               | -     | -                | -                 | 54%         | *               | 56% | -    | *   | 67%  | *      | -       |
|                      | CWOD         | 36%    | *                | 39%      | 36%   | -               | 0%    | -                | 60%               | 50%         | 33%             | -   | 36%  | 37% | 45%  | 27%    | -       |
|                      | EL           | 27%    | -                | 14%      | *     | -               | -     | -                | -                 | 20%         | 33%             | *   | 37%  | 27% | *    | 25%    | -       |
|                      | Male         | 50%    | *                | 55%      | 50%   | -               | 0%    | -                | *                 | 62%         | 46%             | 67% | 45%  | *   | 50%  | -      | -       |
|                      | Female       | 27%    | -                | 28%      | 30%   | -               | *     | -                | *                 | 43%         | 19%             | *   | 27%  | 25% | -    | 27%    | -       |
| SAT/ACT All Subjects | All Students | -      | -                | -        | -     | -               | -     | -                | -                 | -           | -               | -   | -    | -   | -    | -      | -       |
|                      | CWD          | -      | -                | -        | -     | -               | -     | -                | -                 | -           | -               | -   | -    | -   | -    | -      | -       |
|                      | CWOD         | -      | -                | -        | -     | -               | -     | -                | -                 | -           | -               | -   | -    | -   | -    | -      | -       |
|                      | EL           | -      | -                | -        | -     | -               | -     | -                | -                 | -           | -               | -   | -    | -   | -    | -      | -       |
|                      | Male         | -      | -                | -        | -     | -               | -     | -                | -                 | -           | -               | -   | -    | -   | -    | -      | -       |
|                      | Female       | -      | -                | -        | -     | -               | -     | -                | -                 | -           | -               | -   | -    | -   | -    | -      | -       |

- Indicates there are no students in the group.






\* Indicates results are masked due to small numbers to protect student confidentiality.

### Part (viii): Civil Rights Data

Part (viii)(I) This section provides information from the 2017-18 CRDC surveys, submitted by school districts to the Office for Civil Rights on measures of school quality, climate, and safety, including counts of in-school suspensions, out-of-school suspensions, expulsions, school related arrests, referrals to law enforcement, chronic absenteeism (including both excused and unexcused absences.31 7BT /TT4Lrests, referrals to law enforcement, chs

Texas Education Agency  
2021 Federal Report Card  
DAVIS EL (227901179) - AUSTIN ISD - TRAVIS COUNTY

|        |  | Total students | African American | Hispanic | White | Indian or Alaska Native | Asian | Pacific Islander | Two or More Races | Students with Disabilities | Students with Disabilities (Section 504) |
|--------|--|----------------|------------------|----------|-------|-------------------------|-------|------------------|-------------------|----------------------------|--|
| Male   |  | 1              | 1                | 0        | 0     | 0                       | 0     | 0                | 0                 |                            |  |
| Female |  | 0              | 0                | 0        |       |                         |       |                  |                   |                            |  |







Texas Education Agency  
 2021 Federal Report Card  
 DAVIS EL (227901179) - AUSTIN ISD - TRAVIS COUNTY

| Low Poverty School   |            |         |
|--|------------|---------|
|  | All School |         |
|  | Number     | Percent |
| Inexperienced Teachers, Principals, and Other School Leaders | 8.3        | 15.5%   |
| Teachers Teaching with Emergency or Provisional Credentials  | 1.0        | 1.9%    |
|  |            |         |







| State Level:<br>2019 NAEP Participation Rates for Students with Disabilities and English Learners |             |                            |      |
|---|-------------|----------------------------|------|
| Grade   | Subject     | Student Group              | Rate |
| Grade 8   | Reading     | Students with Disabilities | 83%  |
|   |             | English Learners           | 96%  |
|   | Mathematics | Students with Disabilities | 88%  |
|   |             | English Learners           | 97%  |

541200 48129 0.412 rg 0.004 0.129 0.412 RG 0.6nr (xcp12 RG 02 RG29 0.412 3