

* Asian, Pacific Islander and Two or More Races are not available for indicators that use the former race/ethnicity definitions. See

Student Achievement results are rounded to the nearest whole percent.

Special formats ('*', >99%, <1%, 'n/a') are used in order to comply with the Family Educational Rights and Privacy Act (FERPA).

Questions regarding Part I of the NCLB Report Card should be directed to the Division of Performance Reporting. Contact us at (512) 463-9704 or performance.reporting@tea.state.tx.us.

For GALINDO EL (227901176) AUSTIN ISD

Grade 3 Reading

		Campus % of Students Met Standard (Proficient) and Commended (Advanced)	District % of Students Met Standard (Proficient) and Commended (Advanced)	State % of Students Met Standard (Proficient) and Commended (Advanced)	% Tested (In Campus)	Percent of Students in Campus at Each Achievement Level		
						% Not Meeting Standard (Basic)	% Met Standard (Proficient)	% Commended (Advanced)
Student Group	Year							
Two or More Races	2009-10	n/a	n/a	n/a	n/a	n/a	n/a	n/a
	2010-11	*	94	93	*	*	*	*
Female	2009-10	98	93	92	>99%	2	40	58
	2010-11	94	92	91	>99%	6	55	39
Male	2009-10	93	89	90	>99%	7	57	37
	2010-11	88	88	87	>99%	12	45	43
Special Education	2009-10	87	84	84	>99%	13	53	33
	2010-11	*	88	82	>99%	*	*	*
Limited English Proficient	2009-10	96	88	87	>99%	4	49	47
	2010-11	88	86	85	>99%	12	55	33
Economically Disadvantaged	2009-10	96	88	88	>99%	4	49	47
	2010-11	91	86	85	>99%	9	51	40
Migrant	2009-10	*	*	82	*	*	*	*
	2010-11	*	*	80	*	*	*	*

Portions of the NCLB Report Card (Part I, Part II, etc. or prior year information) may not appear when data are not reported.

* Asian, Pacific Islander and Two or More Races are not available for indicators that use the former race/ethnicity definitions. See the Texas NCLB Glossary for details.

Student Achievement results are rounded to the nearest whole percent.

Special formats ('*', >99%, <1%, 'n/a') are used in order to comply with the Family Educational Rights and Privacy Act (FERPA).

Questions regarding Part I of the NCLB Report Card should be directed to the Division of Performance Reporting. Contact us at (512) 463-9704 or performance.reporting@tea.state.tx.us.

Part I - Campus Level: Student Performance for Each District and Campus Compared to the State, Percent of Students Tested, Student Achievement by Proficiency Level, 2009-10, 2010-11*

January 31, 2012

For GALINDO EL (227901176) AUSTIN ISD

Grade 3 Mathematics

		Campus % of Students Met Standard (Proficient) and Commended (Advanced)	District % of Students Met Standard (Proficient) and Commended (Advanced)	State % of Students Met Standard (Proficient) and Commended (Advanced)	% Tested (In Campus)	Percent of Students in Campus at Each Achievement Level		
						% Not Meeting Standard (Basic)	% Met Standard (Proficient)	% Commended (Advanced)
Student Group	Year							
All Students	2009-10	87	84	85	>99%	13	66	22
	2010-11	76	87	86	99	24	42	34
American Indian/Alaskan Native	2009-10	*	88	86	*	*	*	*
	2010-11	*	93	86	*	*	*	*
Asian	2009-10	n/a	n/a	n/a	n/a	n/a	n/a	n/a
	2010-11	*	92	96	*	*	*	*
Native Hawaiian/Pacific Islander	2009-10	n/a	n/a	n/a	n/a	n/a	n/a	n/a
	2010-11	*	*	88	*	*	*	*
African American	2009-10	80	78	77	>99%	20	*	*
	2010-11	*	83	77	>99%	*	*	*
Hispanic	2009-10	88	80	82	>99%	12	65	23
	2010-11	74	83	84	99	26	41	33
White	2009-10	*	95	92	*	*	*	*
	2010-11	*	96	92	>99%	*	*	*

(Continued)

Portions of the NCLB Report Card (Part I, Part II, etc. or prior year information) may not appear when data are not reported.

* Asian, Pacific Islander and Two or More Races are not available for indicators that use the former race/ethnicity definitions. See the Texas NCLB Glossary for details.

Student Achievement results are rounded to the nearest whole percent.

Special formats ('*', '>99%', '<1%', 'n/a') are used in order to comply with the Family Educational Rights and Privacy Act (FERPA).

Questions regarding Part I of the NCLB Report Card should be directed to the Division of Performance Reporting. Contact us at (512) 463-9704 or performance.reporting@tea.state.tx.us.

For GALINDO EL (227901176) AUSTIN ISD

Grade 3 Mathematics

		Campus % of Students Met Standard (Proficient) and Commended (Advanced)	District % of Students Met Standard (Proficient) and Commended (Advanced)	State % of Students Met Standard (Proficient) and Commended (Advanced)	% Tested (In Campus)	Percent of Students in Campus at Each Achievement Level		
						% Not Meeting Standard (Basic)	% Met Standard (Proficient)	% Commended (Advanced)
Student Group	Year							
Two or More Races	2009-10	n/a	n/a	n/a	n/a	n/a	n/a	n/a
	2010-11	*	91	90	*	*	*	*
Female	2009-10	98	84	85	>99%	2	73	25
	2010-11	75	86	86	>99%	25	37	37
Male	2009-10	76	84	85	>99%	24	58	18
	2010-11	78	87	87	98	22	47	31
Special Education	2009-10	93	76	76	>99%	7	80	13
	2010-11	87	84	78	>99%	13	53	33
Limited English Proficient	2009-10	86	79	81	>99%	14	62	24
	2010-11	67	81	83	99	33	38	29
Economically Disadvantaged	2009-10	87	79	80	>99%	13	67	20
	2010-11	76	82	82	99	24	42	34
Migrant	2009-10	*	*	77	*	*	*	*
	2010-11	*	*	79	*	*	*	*

Portions of the NCLB Report Card (Part I, Part II, etc. or prior year information) may not appear when data are not reported.

* Asian, Pacific Islander and Two or More Races are not available for indicators that use the former race/ethnicity definitions. See the Texas NCLB Glossary for details.

Student Achievement results are rounded to the nearest whole percent.

Special formats ('*', '>99%', '<1%', 'n/a') are used in order to comply with the Family Educational Rights and Privacy Act (FERPA).

Questions regarding Part I of the NCLB Report Card should be directed to the Division of Performance Reporting. Contact us at (512) 463-9704 or performance.reporting@tea.state.tx.us.

Part I - Campus Level: Student Performance for Each District and Campus Compared to the State, Percent of Students Tested, Student Achievement by Proficiency Level, 2009-10, 2010-11*

January 31, 2012

For GALINDO EL (227901176) AUSTIN ISD

Grade 4 Reading

		Campus % of Students Met Standard (Proficient) and Commended (Advanced)	District % of Students Met Standard (Proficient) and Commended (Advanced)	State % of Students Met Standard (Proficient) and Commended (Advanced)	% Tested (In Campus)	Percent of Students in Campus at Each Achievement Level		
						% Not Meeting Standard (Basic)	% Met Standard (Proficient)	% Commended (Advanced)
Student Group	Year							
All Students	2009-10	89	84	86	>99%	11	72	17
	2010-11	81	85	85	>99%	19	60	21
American Indian/Alaskan Native	2009-10	*	83	89	*	*	*	*
	2010-11	*	67	86	*	*	*	*
Asian	2009-10	n/a	n/a	n/a	n/a	n/a	n/a	n/a
	2010-11	*	87	93	*	*	*	*

Native Hawaiian/Pacific 125.76 0.48 re B* 0 413.28i13.28i61.44 Tw56o399.81,Tf 194.4 380.64 Td (*)Tj' B* 125.76 374.88 0.48 194548 1 B* BT/

Portions of the NCLB Report Card (Part I, Part II, etc. or prior year information) may not appear when data are not reported.

* Asian, Pacific Islander and Two or More Races are not available for indicators that use the former race/ethnicity definitions. See the Texas NCLB Glossary for details.

Student Achievement results are rounded to the nearest whole percent.

Special formats ('*', '>99%', '<1%', 'n/a') are used in order to comply with the Family Educational Rights and Privacy Act (FERPA).

For more information regarding Part I of the NCLB Report Card should be directed to the Division of Performance Reporting. Contact us at [redacted] or performance.reporting@tea.state.tx.us.

For GALINDO EL (227901176) AUSTIN ISD

Grade 4 Reading

		Campus % of Students Met Standard (Proficient) and Commended (Advanced)	District % of Students Met Standard (Proficient) and Commended (Advanced)	State % of Students Met Standard (Proficient) and Commended (Advanced)	% Tested (In Campus)	Percent of Students in Campus at Each Achievement Level		
						% Not Meeting Standard (Basic)	% Met Standard (Proficient)	% Commended (Advanced)
Student Group	Year							
Two or More Races	2009-10	n/a	n/a	n/a	n/a	n/a	n/a	n/a
	2010-11	*	93	90	*	*	*	*
Female	2009-10	86	86	87	>99%	14	71	14
	2010-11	80	86	87	>99%	20	62	18
[Redacted]	2009-10	91	83	84	>99%	9	72	19
	2010-11	82	85					

Portions of the NCLB Report Card (Part I, Part II, etc. or prior year information) may not appear when data are not reported.

* Asian, Pacific Islander and Two or More Races are not available for indicators that use the former race/ethnicity definitions. See the Texas NCLB Glossary for details.

Student Achievement results are rounded to the nearest whole percent.


Special formats ('*', >99%, <1%, 'n/a') are used in order to comply with the Family Educational Rights and Privacy Act (FERPA).

Questions regarding Part I of the NCLB Report Card should be directed to the Division of Performance Reporting. Contact us at (512) 463-9704 or performance.reporting@tea.state.tx.us.

For GALINDO EL (227901176) AUSTIN ISD

Grade 4 Mathematics

--	--



For GALINDO EL (227901176) AUSTIN ISD

Grade 4 Mathematics

		Campus % of Students Met Standard (Proficient) and Commended (Advanced)	District % of Students Met Standard (Proficient) and Commended (Advanced)	State % of Students Met Standard (Proficient) and Commended (Advanced)	% Tested (In Campus)	Percent of Students in Campus at Each Achievement Level		
						% Not Meeting Standard (Basic)	% Met Standard (Proficient)	% Commended (Advanced)
Student Group	Year							
Two or More Races	2009-10	n/a	n/a	n/a	n/a	n/a	n/a	n/a
	2010-11	*	91	91	*	*	*	*
Female	2009-10	79	86	87	>99%	21	48	31
	2010-11	93	89	88	>99%	7	58	36
Male	2009-10	91	87	87	>99%	9	41	50
	2010-11	86	90	88	>99%	14	62	24
Special Education	2009-10	93	83	78	>99%	7	40	53
	2010-11	83	87	79	>99%	17	79	4
Limited English Proficient	2009-10	79	82	82	>99%	21	40	38
	2010-11	89	85	83	>99%	11	57	32
Economically Disadvantaged	2009-10	84	82	83	>99%	16	44	40
	2010-11	88	86	84	>99%	12	59	29
Migrant	2009-10	*	*	80	*	*	*	*
	2010-11	*	*	80	*	*	*	*

Portions of the NCLB Report Card (Part I, Part II, etc. or prior year information) may not appear when data are not reported.

* Asian, Pacific Islander and Two or More Races are not available for indicators that use the former race/ethnicity definitions. See the Texas NCLB Glossary for details.

Student Achievement results are rounded to the nearest whole percent.

Special formats ('*', '>99%', '<1%', 'n/a') are used in order to comply with the Family Educational Rights and Privacy Act (FERPA).

Questions regarding Part I of the NCLB Report Card should be directed to the Division of Performance Reporting. Contact us at (512) 463-9704 or performance.reporting@tea.state.tx.us.

For GALINDO EL (227901176) AUSTIN ISD

Grade 5 Reading

		Campus % of Students Met Standard (Proficient) and Commended (Advanced)	District % of Students Met Standard (Proficient) and Commended (Advanced)	State % of Students Met Standard (Proficient) and Commended (Advanced)	% Tested (In Campus)	Percent of Students in Campus at Each Achievement Level		
						% Not Meeting Standard (Basic)	% Met Standard (Proficient)	% Commended (Advanced)
Student Group	Year							
All Students	2009-10	90	89	91	>99%	10	76	14
	2010-11	92	92	92	>99%	8	61	31
American Indian/Alaskan Native	2009-10	*	93	94	*	*	*	*



TTTo 48 .48 0.48 8 re B* 389.76 432.48 0.42 0.48 re B* 43

the NCLB Report Card (Part I, Part II, etc. or prior year information) may not appear when data are not reported.

ific Islander and Two or More Races are not available for indicators that use the former race/ethnicity definitions. See NCLB Glossary for details.

evement results are rounded to the nearest whole percent.

ats ('*', '>99%', '<1%', 'n/a') are used in order to comply with the Family Educational Rights and Privacy Act (FERPA).

garding Part I of the NCLB Report Card should be directed to the Division of Performance Reporting. Contact us at 04 or performance.reporting@tea.state.tx.us.

T /TTTo 48 48 0.48 29 re B* 346.08 432.48 0.48 2 0.48 re B* 43

Portions of the NCLB Report Card (Part I, Part II, etc. or prior year information) may not appear when data are not reported.

* Asian, Pacific Islander and Two or More Races are not available for indicators that use the former race/ethnicity definitions. See the Texas NCLB Glossary for details.

Student Achievement results are rounded to the nearest whole percent.

Special formats ('*', >99%, <1%, 'n/a') are used in order to comply with the Family Educational Rights and Privacy Act (FERPA).

Questions regarding Part I of the NCLB Report Card should be directed to the Division of Performance Reporting. Contact us at (512) 463-9704 or performance.reporting@tea.state.tx.us.

Part I - Campus Level: Student Performance for Each District and Campus Compared to the State, Percent of Students Tested, Student Achievement by Proficiency Level, 2009-10, 2010-11*

January 31, 2012

For GALINDO EL (227901176) AUSTIN ISD

Grade 5 Mathematics

		Campus % of Students Met Standard (Proficient) and Commended (Advanced)	District % of Students Met Standard (Proficient) and Commended (Advanced)	State % of Students Met Standard (Proficient) and Commended (Advanced)	% Tested (In Campus)	Percent of Students in Campus at Each Achievement Level		
						% Not Meeting Standard (Basic)	% Met Standard (Proficient)	% Commended (Advanced)
Student Group	Year							
All Students	2009-10	84	88	91	>99%	16	50	34
	2010-11	92	91	92	>99%	8	55	37
American Indian/Alaskan Native	2009-10	*	79	92	*	*	*	*
	2010-11	*	89	92	*	*	*	*
Asian	2009-10	n/a	n/a	n/a				

Portions of the NCLB Report Card (Part I, Part II, etc. or prior year information) may not appear when data are not reported.

* Asian, Pacific Islander and Two or More Races are not available for indicators that use the former race/ethnicity definitions. See the Texas NCLB Glossary for details.

Student Achievement results are rounded to the nearest whole percent.

Special format (*, >99%, <1%, 'n/a') are used in order to comply with the Family Educational Rights and Privacy Act (FERPA).

Questions regarding Part I of the NCLB Report Card should be directed to the Division of Performance Reporting. Contact us at (512) 463-9704 or performance.reporting@tea.state.tx.us.

For Each District and Campus Compared to the State, Percent of Proficiency Level, 2009-10, 2010-11*

January 31, 2012

District % of Students Met Standard (Proficient) and Commended (Advanced)	State % of Students Met Standard (Proficient) and Commended (Advanced)	% Tested (In Campus)	Percent of Students in Campus at Each Achievement Level		
			% Not Meeting Standard (Basic)	% Met Standard (Proficient)	% Commended (Advanced)
n/a	n/a	n/a	n/a	n/a	n/a
96	94	*	*	*	*
88	91	>99%	23	46	30
91	92	>99%	9	56	35
88	91	>99%	10	53	37
91	92	>99%	7	55	38
85	84		2009-10		

3048 re B* 489.12 381.12 0.48 19.2 re2TT3 10 Tf419.52

or prior year information) may not appear when data are not reported.

not available for indicators that use the former race/ethnicity definitions. See

whole percent.

er to comply with the Family Educational Rights and Privacy Act (FERPA).

should be directed to the Division of Performance Reporting. Contact us at
 is.

For GALINDO EL (227901176) AUSTIN ISD

Grade 5 Science

Portions of the NCLB Report Card (Part I, Part II, etc. or prior year information) may not appear when data are not reported.

* Asian, Pacific Islander and Two or More Races are not available for indicators that use the former race/ethnicity definitions. See the Texas NCLB Glossary for details.

Student Achievement results are rounded to the nearest whole percent.

Special formats ('*', >99%, <1%, 'n/a') are used in order to comply with the Family Educational Rights and Privacy Act (FERPA).

Questions regarding Part I of the NCLB Report Card should be directed to the Division of Performance Reporting. Contact us at (512) 463-9704 or performance.reporting@tea.state.tx.us.

For GALINDO EL (227901176) AUSTIN ISD

Grade 5 Science

	Campus % of Students Met Standard (Proficient) and Commended (Advanced)	District % of Students Met Standard (Proficient) and Commended (Advanced)	State % of Students Met Standard (Proficient) and Commended (Advanced)	% Tested (In Campus)	Percent of Students in Campus at Each Achievement Level	
					% Not Meeting Standard (Basic)	%

Portions of the NCLB Report Card (Part I, Part II, etc. or prior year information) may not appear when data are not reported.

* Asian, Pacific Islander and Two or More Races are not available for indicators that use the former race/ethnicity definitions. See the Texas NCLB Glossary for details.

Student Achievement results are rounded to the nearest whole percent.

Special formats ('*', '>99%', '<1%', 'n/a') are used in order to comply with the Family Educational Rights and Privacy Act (FERPA).


Questions regarding Part I of the NCLB Report Card should be directed to the Division of Performance Reporting. Contact us at (512) 463-9704 or performance.reporting@tea.state.tx.us.

Part II a. - Campus Level: Comparison Between Student Achievement and the State Academic Expectations as Measured by Adequate Yearly Progress (AYP)*

January 31, 2012

For GALINDO EL (227901176) AUSTIN ISD

		Reading/Language Arts					
		Percent Tested	Percent Tested	Percent Tested	Percent Met Standard (Proficient) & Commended (Advanced)	Percent Met Standard (Proficient) & Commended (Advanced)	Percent Met Standard (Proficient) & Commended (Advanced)
		Target: 95%	Target: 95%	Target: 95%	'10 Target: 73% '11 Target: 80%	'10 Target: 73% '11 Target: 80%	'10 Target: 73% '11 Target: 80%
		Campus	District	State	Campus	District	State
Student Group	Year						
All Students	2009-10	>99%	99	>99%	89	83	88
	2010-11	>99%	99	>99%	85	84	88
American Indian/Alaskan Native	2009-10	*	98	99	*	91	91
	2010-11	*	>99%	99	*	75	88
Asian	2009-10	n/a	n/a	n/a	n/a	n/a	n/a



... reported.
 ... definitions. See
 ... and
 ... Act (FERPA).
 ... g. Contact us at

Part II a. - Campus Level: Comparison Between Student Achievement and the State Academic Expectations as Measured by Adequate Yearly Progress (AYP)*

January 31, 2012

For GALINDO EL (227901176) AUSTIN ISD

		Reading/Language Arts					
		Percent Tested	Percent Tested	Percent Tested	Percent Met Standard (Proficient) & Commended (Advanced)	Percent Met Standard (Proficient) & Commended (Advanced)	Percent Met Standard (Proficient) & Commended (Advanced)
		Target: 95%	Target: 95%	Target: 95%	'10 Target: 73% '11 Target: 80%	'10 Target: 73% '11 Target: 80%	'10 Target: 73% '11 Target: 80%
		Campus	District	State	Campus	District	State
Student Group	Year						
Hispanic	2009-10	>99%	99	99	89	78	85
	2010-11	>99%	99	99	85	80	85
White	2009-10	>99%	99	>99%	94	96	94
	2010-11	>99%	99	>99%	>99%	96	94
Two or More Races	2009-10	n/a	n/a	n/a	n/a	n/a	n/a
	2010-11	*	99	>99%	*	92	92
Female	2009-10	>99%	99	>99%	89	86	90
	2010-11	>99%	99	>99%	87	87	90
Male	2009-10	>99%	99	99	90	81	86
	2010-11	>99%	99	>99%	84	81	86

(Continued)

Portions of the NCLB Report Card (Part I, Part II, etc. or prior year information) may not appear when data are not reported.

* Asian, Pacific Islander and Two or More Races are not available for indicators that use the former race/ethnicity definitions. See the Texas NCLB Glossary for details.

Student Achievement results are rounded to the nearest whole percent. Additional Academic Indicators (Graduation and Attendance Rate) are rounded to the nearest one-tenth of a percent (one decimal place).

Special formats ('*', >99%, <1%, 'n/a') are used in order to comply with the Family Educational Rights and Privacy Act (FERPA).

Questions regarding Part II a. of the NCLB Report Card should be directed to the Division of Performance Reporting. Contact us at (512) 463-9704 or performance.reporting@tea.state.tx.us.

Part II a. - Campus Level: Comparison Between Student Achievement and the State Academic Expectations as Measured by Adequate Yearly Progress (AYP)*

January 31, 2012

For GALINDO EL (227901176) AUSTIN ISD

		Reading/Language Arts					
		Percent Tested	Percent Tested	Percent Tested	Percent Met Standard (Proficient) & Commended (Advanced)	Percent Met Standard (Proficient) & Commended (Advanced)	Percent Met Standard (Proficient) & Commended (Advanced)
		Target: 95%	Target: 95%	Target: 95%	'10 Target: 73% '11 Target: 80%	'10 Target: 73% '11 Target: 80%	'10 Target: 73% '11 Target: 80%
		Campus	District	State	Campus	District	State
Student Group	Year						
Special Education	2009-10	>99%	99	99	62	57	66
	2010-11	>99%	99	99	75	58	67
Limited English Proficient	2009-10	>99%	99	99	90	72	77
	2010-11	>99%	99	99	84	76	78
Economically Disadvantaged	2009-10	>99%	99	99	88	76	83
	2010-11	>99%	99	99	85	77	83
Migrant	2009-10	*	>99%	98	*	*	75
	2010-11	*	94	98	*	50	76

Portions of the NCLB Report Card (Part I, Part II, etc. or prior year information) may not appear when data are not reported.

* Asian, Pacific Islander and Two or More Races are not available for indicators that use the former race/ethnicity definitions. See the Texas NCLB Glossary for details.

Student Achievement results are rounded to the nearest whole percent. Additional Academic Indicators (Graduation and Attendance Rate) are rounded to the nearest one-tenth of a percent (one decimal place).

Special formats ('*', >99%, <1%, 'n/a') are used in order to comply with the Family Educational Rights and Privacy Act (FERPA).

Questions regarding Part II a. of the NCLB Report Card should be directed to the Division of Performance Reporting. Contact us at (512) 463-9704 or performance.reporting@tea.state.tx.us.

Part II a. - Campus Level: Comparison Between Student Achievement and the State Academic Expectations as Measured by Adequate Yearly Progress (AYP)*

January 31, 2012

For GALINDO EL (227901176) AUSTIN ISD

		Mathematics					
		Percent Tested	Percent Tested	Percent Tested	Percent Met Standard (Proficient) & Commended (Advanced)	Percent Met Standard (Proficient) & Commended (Advanced)	Percent Met Standard (Proficient) & Commended (Advanced)
		Target: 95%	Target: 95%	Target: 95%	'10 Target: 67% '11 Target: 75%	'10 Target: 67% '11 Target: 75%	'10 Target: 67% '11 Target: 75%
		Campus	District	State	Campus	District	State
Student Group	Year						
All Students	2009-10	>99%	>99%	>99%	83	80	84
	2010-11	>99%	>99%	>99%	82	81	84
American Indian/Alaskan Native	2009-10	*	>99%	99	*	83	85
	2010-11	*	99	>99%	*	74	84
Asian	2009-10	n/a	n/a	n/a	n/a	n/a	n/a

may not appear when data are not reported.

that use the former race/ethnicity definitions. See

Academic Indicators (Graduation and
pace).

y Educational Rights and Privacy Act (FERPA).

Division of Performance Reporting. Contact us at

Part II a. - Campus Level: Comparison Between Student Achievement and the State Academic Expectations as Measured by Adequate Yearly Progress (AYP)*

January 31, 2012

For GALINDO EL (227901176) AUSTIN ISD

		Mathematics					
		Percent Tested	Percent Tested	Percent Tested	Percent Met Standard (Proficient) & Commended (Advanced)	Percent Met Standard (Proficient) & Commended (Advanced)	Percent Met Standard (Proficient) & Commended (Advanced)
		Target: 95%	Target: 95%	Target: 95%	'10 Target: 67% '11 Target: 75%	'10 Target: 67% '11 Target: 75%	'10 Target: 67% '11 Target: 75%
		Campus	District	State	Campus	District	State
Student Group	Year						
Hispanic	2009-10	>99%	>99%	>99%	84	75	81
	2010-11	>99%	>99%	>99%	81	78	82
White	2009-10	>99%	>99%	>99%	88	94	91
	2010-11	>99%	>99%	>99%	94	94	91
Two or More Races	2009-10	n/a	n/a	n/a	n/a	n/a	n/a
	2010-11	*	>99%	>99%	*	88	89
Female	2009-10	>99%	>99%	>99%	82	80	84
	2010-11	>99%	>99%	>99%	83	82	85
Male	2009-10	>99%	>99%	>99%	84	79	83
	2010-11	99	>99%	>99%	81	81	84

(Continued)

Portions of the NCLB Report Card (Part I, Part II, etc. or prior year information) may not appear when data are not reported.

* Asian, Pacific Islander and Two or More Races are not available for indicators that use the former race/ethnicity definitions. See the Texas NCLB Glossary for details.

Student Achievement results are rounded to the nearest whole percent. Additional Academic Indicators (Graduation and Attendance Rate) are rounded to the nearest one-tenth of a percent (one decimal place).

Special formats ('*', '>99%', '<1%', 'n/a') are used in order to comply with the Family Educational Rights and Privacy Act (FERPA).

Questions regarding Part II a. of the NCLB Report Card should be directed to the Division of Performance Reporting. Contact us at (512) 463-9704 or performance.reporting@tea.state.tx.us.

Part II a. - Campus Level: Comparison Between Student Achievement and the State Academic Expectations as Measured by Adequate Yearly Progress (AYP)*

January 31, 2012

For GALINDO EL (227901176) AUSTIN ISD

		Mathematics					
		Percent Tested	Percent Tested	Percent Tested	Percent Met Standard (Proficient) & Commended (Advanced)	Percent Met Standard (Proficient) & Commended (Advanced)	Percent Met Standard (Proficient) & Commended (Advanced)
		Target: 95%	Target: 95%	Target: 95%	'10 Target: 67% '11 Target: 75%	'10 Target: 67% '11 Target: 75%	'10 Target: 67% '11 Target: 75%
		Campus	District	State	Campus	District	State
Student Group	Year						
Special Education	2009-10	>99%	99	99	61	52	61
	2010-11	>99%	99	>99%	69	54	63
Limited English Proficient	2009-10	>99%	>99%	>99%	83	73	78
	2010-11	99	>99%	>99%	81	77	79
Economically Disadvantaged	2009-10	>99%	>99%	>99%	82	72	79
	2010-11	>99%	>99%	>99%	81	75	79
Migrant	2009-10	*	>99%	99	*	*	74
	2010-11	*	>99%	>99%	*	67	75

Portions of the NCLB Report Card (Part I, Part II, etc. or prior year information) may not appear when data are not reported.

* Asian, Pacific Islander and Two or More Races are not available for indicators that use the former race/ethnicity definitions. See the Texas NCLB Glossary for details.

Student Achievement results are rounded to the nearest whole percent. Additional Academic Indicators (Graduation and Attendance Rate) are rounded to the nearest one-tenth of a percent (one decimal place).

Special formats ('*', >99%, <1%, 'n/a') are used in order to comply with the Family Educational Rights and Privacy Act (FERPA).

Questions regarding Part II a. of the NCLB Report Card should be directed to the Division of Performance Reporting. Contact us at (512) 463-9704 or performance.reporting@tea.state.tx.us.

For GALINDOBT/TT4 10 Tf 0 30.72 TTBT/TT4 10 Tf 474.24cent ons

Portions of the NCLB Report Card (Part I, Part II, etc. or prior year information) may not appear when data are not reported.

* Asian, Pacific Islander and Two or More Races are not available for indicators that use the former race/ethnicity definitions. See the Texas NCLB Glossary for details.

Student Achievement results are rounded to the nearest whole percent. Additional Academic Indicators (Graduation and Attendance Rate) are rounded to the nearest one-tenth of a percent (one decimal place).

Special formats ('*', '>99%', '<1%', 'n/a') are used in order to comply with the Family Educational Rights and Privacy Act (FERPA).

Questions regarding Part II a. of the NCLB Report Card should be directed to the Division of Performance Reporting. Contact us at (512) 463-9704 or performance.reporting@tea.state.tx.us.

* Asian, Pacific Islander and Two or More Races are not available for indicators that use the former race/ethnicity definitions. See the Texas NCLB Glossary for details.

Student Achievement results are rounded to the nearest whole percent. Additional Academic Indicators (Graduation and Attendance Rate) are rounded to the nearest one-tenth of a percent (one decimal place).

Special formats ('*', '>99%', '<1%', 'n/a') are used in order to comply with the Family Educational Rights and Privacy Act (FERPA).

Questions regarding Part II a. of the NCLB Report Card should be directed to the Division of Performance Reporting. Contact us at (512) 463-9704 or performance.reporting@tea.state.tx.us.

Part II a. - Campus Level: Comparison Between Student Achievement and the State Academic Expectations as Measured by Adequate Yearly Progress (AYP)*

January 31, 2012

For GALINDO EL (227901176) AUSTIN ISD

		Additional Academic Indicators					
		Four-year Graduation Rate	Four-year Graduation Rate	Four-year Graduation Rate	Five-year Graduation Rate	Five-year Graduation Rate	Five-year Graduation Rate
		'10 Target: 75%	'10 Target: 75%	'10 Target: 75%	'10 Target: 80%	'10 Target: 80%	'10 Target: 80%
		'11 Target: 75%	'11 Target: 75%	'11 Target: 75%	'11 Target: 80%	'11 Target: 80%	'11 Target: 80%
		Campus	District	State	Campus	District	State
Student Group	Year						
Economically Disadvantaged	2009-10	n/a	74.9	78.3	n/a	67.9	76.6
	2010-11	n/a	73.1	81.9	n/a	79.5	83.7
Migrant	2009-10	n/a	-	69.3	n/a	-	72.3
	2010-11	n/a	-	75.7	n/a	-	76.4

Portions of the NCLB Report Card (Part I, Part II, etc. or prior year information) may not appear when data are not reported.

* Asian, Pacific Islander and Two or More Races are not available for indicators that use the former race/ethnicity definitions. See the Texas NCLB Glossary for details.

Student Achievement results are rounded to the nearest whole percent. Additional Academic Indicators (Graduation and Attendance Rate) are rounded to the nearest one-tenth of a percent (one decimal place).

Special formats ('*', >99%, <1%, 'n/a') are used in order to comply with the Family Educational Rights and Privacy Act (FERPA).


Questions regarding Part II a. of the NCLB Report Card should be directed to the Division of Performance Reporting. Contact us at (512) 463-9704 or performance.reporting@tea.state.tx.us.

Part II a. - Campus Level: Comparison Between Student Achievement and the State Academic Expectations as Measured by Adequate Yearly Progress (AYP)*

January 31, 2012

For GALINDO EL (227901176) AUSTIN ISD

		Additional Academic Indicators		
		Attendance Rate	Attendance Rate	Attendance Rate
		Target: 90%	Target: 90%	Target: 90%
		Campus	District	State
Student Group	Year			



9E 402.72 s5.76 0.96 20.16 re B* 0 5tnTf 4.8 531.30.16 reh9 e per

or information) may not appear when data are not reported.

for indicators that use the former race/ethnicity definitions. See

ent. Additional Academic Indicators (Graduation and (one decimal place).

with the Family Educational Rights and Privacy Act (FERPA).

directed to the Division of Performance Reporting. Contact us at

0.48 20.16 2u20.16 ro00 5 164.6434951.

Part II a. - Campus Level: Comparison Between Student Achievement and the State Academic Expectations as Measured by Adequate Yearly Progress (AYP)*

January 31, 2012

For GALINDO EL (227901176) AUSTIN ISD

		Additional Academic Indicators		
		Attendance Rate	Attendance Rate	Attendance Rate
		Target: 90%	Target: 90%	Target: 90%
		Campus	District	State
Student Group	Year			
Female	2009-10	96.3	n/a	95.6
	2010-11	95.7	n/a	95.5
Male	2009-10	96.4	n/a	95.6
	2010-11	96.3	n/a	95.5
Special Education	2009-10	93.7	n/a	94.1
	2010-11	94.6	n/a	94.0
Limited English Proficient	2009-10	97.4	n/a	96.5
	2010-11	97.2	n/a	96.3
Economically Disadvantaged	2009-10	96.4	n/a	95.3
	2010-11	96.0	n/a	95.2
Migrant	2009-10	-	n/a	94.1
	2010-11	-	n/a	93.9

Portions of the NCLB Report Card (Part I, Part II, etc. or prior year information) may not appear when data are not reported.

* Asian, Pacific Islander and Two or More Races are not available for indicators that use the former race/ethnicity definitions. See the Texas NCLB Glossary for details.

Student Achievement results are rounded to the nearest whole percent. Additional Academic Indicators (Graduation and Attendance Rate) are rounded to the nearest one-tenth of a percent (one decimal place).

Special formats ('*', '>99%', '<1%', 'n/a') are used in order to comply with the Family Educational Rights and Privacy Act (FERPA).

Questions regarding Part II a. of the NCLB Report Card should be directed to the Division of Performance Reporting. Contact us at (512) 463-9704 or performance.reporting@tea.state.tx.us.

Part III - Campus Level: Information on Adequate Yearly Progress (AYP) and School Improvement Program (SIP) for Districts and Campuses Receiving Title I, Part A funds

Portions of the NCLB Report Card (Part I, Part II, etc. or prior year information) may not appear when data are not reported.

'n/a' indicates the district or school does not receive Title I, Part A funds.

Questions regarding Part III of the NCLB Report Card should be directed to the Division of Performance Reporting. Contact us at (512) 463-9704 or performance.reporting@tea.state.tx.us.

January 31, 2012

For GALINDO EL (227901176) AUSTIN ISD

	%
Year	
2009-10	0.00
2010-11	0.00

Portions of the NCLB Report Card (Part I, Part II, etc. or prior year information) may not appear when data are not reported.

Percent of Teachers are rounded to the nearest one-hundredth of a percent (two decimal places).

A dash (-) indicates data are not reported; 'n/a' indicates that the data are not available or applicable.

Questions regarding Part IV b. of the NCLB Report Card should be directed to the Division of Educator Initiatives. Contact us at (512) 936-9831 or espi@tea.state.tx.us.

For GALINDO EL (227901176) AUSTIN ISD

	%
Year	
2009-10	0.00
2010-11	0.00

Portions of the NCLB Report Card (Part I, Part II, etc. or prior year information) may not appear when data are not reported.

Percent of Classes are rounded to the nearest one-hundredth of a percent (two decimal places).

A dash (-) indicates data are not reported; 'n/a' indicates that the data are not available or applicable.

Questions regarding Part IV c. of the NCLB Report Card should be directed to the Division of Educator Initiatives. Contact us at (512) 936-9831 or espi@tea.state.tx.us.