

# 2018-19 Texas Academic Performance Report

District Name: AUSTIN ISD

Campus Name: CROCKETT H S

Campus Number: 227901008

2019 Accountability Rating: B

Distinction Designations:

Top 25 Percent: Comparative Closing the Gaps

Postsecondary Readiness

This page is intentionally blank.





District Name: AUSTIN ISD  
Campus Name: CROCKETT H S  
Campus Number: 227901008




TEXAS EDUCATION AGENCY  
Texas Academic Performance Report  
2018-19 Campus Progress

Total Students: 1,461  
Grade Span: 09 - 12  
School Type: High School

State	District	Campus	African American	Hispanic	White	American Indian	Asian	Pacific Islander	Two or More Races	Special Ed (Current)	Special Ed (Former)	Continuously Enrolled	Non-Continuously Enrolled	Econ Disadv	EL (Current & Monitored)
-------	----------	--------	------------------	----------	-------	-----------------	-------	------------------	-------------------	----------------------	---------------------	-----------------------	---------------------------	-------------	--------------------------

School Progress Domain - Academic Growth Score by Grade and Subject

End of Course English II    2019    69    71    71    6Td (71)Tj ET BT /TT4 8.19 Tf 257.28 432.966Td (71)Tj ET BT /TT4 830 480 432.96 Td (6Td (71)Tj ET BT /TT4 83gaS591.36 4.96 Td (6Td5(71)





District Name: AUSTIN ISD  
 Campus Name: CROCKETT H S  
 Campus Number: 227901008

TEXAS EDUCATION AGENCY  
 Texas Academic Performance Report  
 2018-19 Campus STAAR Performance  
 Bilingual Education/English as a Second Language

Total Students: 1,461  
 Grade Span: 09 - 12  
 (Current EL Students)

	State	District	Campus	Bilingual Education	BE-Trans Early Exit	BE-Trans Late Exit	BE-Dual Two-Way	BE-Dual One-Way	ESL	ESL Content	ESL Pull-Out	LEP No Services	LEP with Services	Total EL
STAAR Performance Rate by Subject and Performance Level														
All Grades All Subjects														
At Approaches Grade Level or Above	2019	78%	78%	72%	-	-	-	-	49%	*	49%	42%	49%	49%
	2018	77%	78%	73%	-	-	-	-	48%	*	48%	56%	48%	48%
At Meets Grade Level or Above	2019	50%	54%	52%	-	-	-	-	24%	*	24%	33%	24%	24%
	2018	48%	52%	46%	-	-	-	-	17%	*	17%	22%	17%	17%
At Masters Grade Level	2019	24%	27%	12%	-	-	-	-	3%	*	3%	8%	3%	3%
	2018	22%	26%	10%	-	-	-	-	1%	*	1%	0%	1%	1%
All Grades ELA/Reading														
At Approaches Grade Level or Above	2019	75%	76%	60%	-	-	-	-	33%	*	33%	0%	33%	32%
	2018	74%	76%	60%	-	-	-	-	28%	*	28%	*	28%	28%
At Meets Grade Level or Above	2019	48%	53%	44%	-	-	-	-	15%	*	15%	0%	15%	15%
	2018	46%	52%	39%	-	-	-	-	10%	*	10%	*	10%	10%
At Masters Grade Level	2019	21%	26%	2%	-	-	-	-	1%	*	1%	0%	1%	1%
	2018	19%	26%	4%	-	-	-	-	1%	*	1%	*	1%	1%
All Grades Mathematics														
At Approaches Grade Level or Above	2019	82%	81%	81%	-	-	-	-	75%	-	75%	*	75%	75%
	2018	81%	81%	80%	-	-	-	-	73%	-	73%	*	73%	73%
At Meets Grade Level or Above	2019	52%	54%	60%	-	-	-	-	53%	-	53%	*	53%	53%
	2018	50%	53%	45%	-	-	-	-	32%	-	32%	*	32%	32%
At Masters Grade Level	2019	26%	28%	14%	-	-	-	-	11%	-	11%	*	11%	12%
	2018	24%	26%	8%	-	-	-	-	3%	-	3%	*	3%	2%
All Grades Science														
At Approaches Grade Level or Above	2019	81%	80%	82%	-	-	-	-	65%	-	65%	*	65%	65%
	2018	80%	81%	83%	-	-	-	-	62%	-	62%	*	62%	62%
At Meets Grade Level or Above	2019	54%	57%	55%	-	-	-	-	26%	-	26%	*	26%	26%
	2018	51%	55%	50%	-	-	-	-	15%	-	15%	*	15%	15%
At Masters Grade Level	2019	25%	28%	15%	-	-	-	-	0%	-	0%	*	0%	0%
	2018	23%	27%	16%	-	-	-	-	0%	-	0%	*	0%	0%
All Grades Social Studies														
At Approaches Grade Level or Above	2019	81%	80%	89%	-	-	-	-	76%	-	76%	*	76%	77%
	2018	78%	80%	88%	-	-	-	-	63%	-	63%	-	63%	63%
At Meets Grade Level or Above	2019	55%	60%	69%	-	-	-	-	31%	-	31%	*	31%	33%
	2018	53%	57%	63%	-	-	-	-						





District Name: AUSTIN ISD  
Campus Name: CROCKETT H S  
Campus Number: 227901008

TEXAS EDUCATION AGENCY  
Texas Academic Performance Report  
2018-19 Campus Attendance, Graduation, and Dropout Rates

Total Students: 1,461  
Grade Span: 09 - 12  
School Type: High School

---

State	District	Campus	African American	Hispanic	White	American Indian	Asian	Pacific Islander	Two or More
-------	----------	--------	------------------	----------	-------	-----------------	-------	------------------	-------------

District Name: AUSTIN ISD  
Campus Name: CROCKETT H S

TEXAS EDUCATION AGENCY  
Texas Academic Performance Report

Total Students: 1,461

District Name: AUSTIN ISD  
 Campus Name: CROCKETT H S  
 Campus Number: 227901008

TEXAS EDUCATION AGENCY  
 Texas Academic Performance Report  
 2018-19 Campus Graduation Profile

Total Students: 1,461  
 Grade Span: 09 - 12  
 School Type: High School

	Campus Count	Campus Percent	District Count	State Count
Graduates(2017-18 Annual Graduates)				
Total Graduates	292	100.0%	4,540	347,893
By Ethnicity:				
African American	14	4.8%	385	43,502
Hispanic	219	75.0%	2,471	173,272
White	50	17.1%	1,366	107,052
American Indian	0	0.0%	9	1,226
Asian	4	1.4%	180	15,589
Pacific Islander	0	0.0%	2	528
Two or More Races	5	1.7%	127	6,724
By Graduation Type:				
Minimum H.S. Program	3	1.0%	91	5,855
Recommended H.S. Program/Distinguished Achievement Program	0	0.0%	15	3,538
Foundation H.S. Program (No Endorsement)	37	12.7%	351	49,432
Foundation H.S. Program (Endorsement)	4	1.4%	46	16,542
Foundation H.S. Program (DLA)	248	84.9%	4,037	272,526
Special Education Graduates	41	14.0%	411	25,962
Economically Disadvantaged Graduates	158	54.1%	1,806	166,956
LEP Graduates	39	13.4%	404	21,359
At-Risk Graduates	131	44.9%	1,563	144,805

TEXAS EDUCATION AGENCY

Texas Academic Performance Report

2018-19 Campus College, Career, and Military Readiness (CCMR)

District Name: AUSTIN ISD  
 Campus Name: CROCKETT H S  
 Campus Number: 227901008

Total Students: 1,461  
 Grade Span: 09 - 12  
 School Type: High School

	State	District	Campus	African American	Hispanic	White	American Indian	Asian	Pacific Islander	Two or More Races	Special Ed	Econ Disadv	EL (Current)
<b>College, Career, and Military Ready Graduates (Student Achievement) ***</b>													
<b>College, Career, or Military Ready (Annual Graduates)</b>													
2017-18	65.5%	77.0%	75.3%	39.3%	75.1%	84.0%	-	*	-	80.0%	58.5%	76.6%	66.7%
<b>College Ready Graduates ***</b>													
<b>College Ready (Annual Graduates)</b>													
2017-18	50.0%	68.4%	65.8%	35.7%	65.3%	74.0%	-	*	-	60.0%	14.6%	62.0%	51.3%
<b>TSI Criteria Graduates (Annual Graduates)</b>													
<b>English Language Arts</b>													
2017-18	58.2%	75.2%	73.6%	50.0%	71.2%	88.0%	-	*	-	100.0%	26.8%	67.1%	43.6%
<b>Mathematics</b>													
2017-18	46.0%	69.1%	69.5%	42.9%	70.3%	72.0%	-	*	-	60.0%	17.1%	65.8%	53.8%
<b>Both Subjects</b>													
2017-18	42.1%	64.0%	62.0%	35.7%	61.6%	70.0%	-	*	-	60.0%	12.2%	55.7%	41.0%
<b>Dual Course Credits (Annual Graduates)</b>													
<b>Any Subject</b>													
2017-18	20.7%	16.9%	31.2%	7.1%	31.1%	34.0%	-	*	-	40.0%	4.9%	29.1%	15.4%
2016-17	19.9%	14.5%	29.2%	14.3%	29.7%	28.6%	-	*	-	33.3%	0.0%	25.7%	7.7%
<b>AP/IB Met Criteria in Any Subject (Annual Graduates)</b>													
<b>Any Subject</b>													
2017-18	20.4%	33.7%	11.0%	7.1%	10.5%	14.0%	-	*	-	0.0%	4.9%	12.0%	12.8%
2016-17	20.1%	32.6%	13.1%	0.0%	14.2%	11.9%	-	*	-	16.7%	0.0%	13.8%	23.1%
<b>Associate's Degree</b>													
<b>Associate's Degree (Annual Graduates)</b>													
2017-18	1.4%	1.2%	0.0%	0.0%	0.0%	0.0%	-	*	-	0.0%	0.0%	0.0%	0.0%
2016-17	0.8%	0.5%	0.0%	0.0%	0.0%	0.0%	-	*	-	0.0%	0.0%	0.0%	0.0%
<b>OnRamps Course Credits (Annual Graduates)</b>													
2017-18	1.0%	9.5%	14.0%	0.0%	11.9%	26.0%	-	*	-	0.0%	0.0%	10.1%	2.6%
<b>Career/Military Ready Graduates</b>													
<b>Career or Military Ready (Annual Graduates)</b>													
2017-18	28.7%	18.9%	18.2%	10.7%	18.9%	16.0%	-	*	-	20.0%	56.1%	24.4%	19.2%
2016-17	13.2%	7.9%	14.4%	21.4%	14.4%	9.5%	-	*	-	16.7%	32.4%	17.4%	25.0%
<b>Approved Industry-Based Certification (Annual Graduates)</b>													
2017-18	4.8%	2.8%	3.8%	0.0%	5.0%	0.0%	-	*	-	0.0%	2.4%	6.3%	5.1%
2016-17	2.7%	2.1%	7.5%	14.3%	8.2%	0.0%	-	*	-	0.0%	11.8%	9.2%	19.2%
<b>Graduate with Completed IEP and Workforce Readiness (Annual Graduates)</b>													
2017-18	1.7%	1.7%	1.7%	1.7%	1.7%	1.7%	1.7%	1.7%	1.7%	1.7%	1.7%	1.7%	1.7%

District Name: AUSTIN ISD  
Campus Name: CROCKETT H S

TEXAS EDUCATION AGENCY  
Texas Academic Performance Report

Total Students: 1,461



**TEXAS EDUCATION AGENCY**  
Texas Academic Performance Report  
2018-19 Campus CCMR-Related Indicators

District Name: AUSTIN ISD  
Campus Name: CROCKETT H S  
Campus Number: 227901008

Total Students: 1,461  
Grade Span: 09 - 12  
School Type: High School

	State	District	Campus	African American	Hispanic	White	American Indian	Asian	Pacific Islander	Two or More Races	Special Ed	Econ Disadv	EL (Current)
2017 Science	51.3%	73.7%	15.8%	-	20.0%	*	-	*	-	-	n/a	18.2%	n/a
2018 Science	38.0%	66.1%	5.6%	*	0.0%	*	-	-	-	*	n/a	7.7%	n/a
2017 Social Studies	38.3%	66.7%	4.8%	*	0.0%	22.2%	-	*	-	*	n/a	3.7%	n/a
2018 Social Studies	44.6%	58.6%	24.1%	*	19.0%	*	-	*	-	*	n/a	16.7%	n/a
2017 Social Studies	41.4%	56.2%	3.2%	*	2.3%	7.1%	-	*	-	*	n/a	2.6%	n/a
<b>SAT/ACT(Results (Annual Graduates) ***</b>													
<b>Tested</b>													
2017-18	74.6%	72.4%	63.4%	50.0%	62.1%	66.0%	-	*	-	100.0%	n/a	60.6%	n/a
2016-17	73.5%	70.7%	59.7%	66.7%	58.6%	57.1%	-	100.0%	-	66.7%	n/a	61.9%	n/a
<b>At/Above Criterion</b>													
2017-18	37.9%	56.6%	25.9%	14.3%	22.8%	39.4%	-	*	-	20.0%	n/a	19.4%	n/a
<b>Average(SAT(Score (Annual Graduates) ***</b>													
<b>All Subjects</b>													
2017-18	1036	1121	986	893	970	1056	-	*	-	*	n/a	944	n/a
<b>English Language Arts and Writing</b>													
2017-18	521	563	499	447	488	549	-	*	-	*	n/a	476	n/a
<b>Mathematics</b>													
2017-18	515	558	486	446	482	507	-	*	-	*	n/a	468	n/a
<b>Average(ACT(Score (Annual Graduates) ***</b>													
<b>All Subjects</b>													
2017-18	20.6	23.4	19.1	*	18.7	21.0	-	*	-	*	n/a	18.2	n/a
<b>English Language Arts</b>													
2017-18	20.3	23.3	18.6	*	18.1	21.0	-	*	-	*	n/a	17.4	n/a
<b>Mathematics</b>													
2017-18	20.6	23.0	18.9	*	18.7	20.1	-	*	-	*	n/a	18.3	n/a
<b>Science</b>													
2017-18	20.9	23.3	19.6	*	19.4	21.0	-	*	-	*	n/a	18.9	n/a

District Name: AUSTIN ISD  
 Campus Name: CROCKETT H S  
 Campus Number: 227901008

TEXAS EDUCATION AGENCY  
 Texas Academic Performance Report  
 2018-19 Campus Other Postsecondary Indicators

Total Students: 1,461  
 Grade Span: 09 - 12  
 School Type: High School

	State	District	Campus	African American	Hispanic	White	American Indian	Asian	Pacific Islander	Two or More Races	Special Ed	Econ Disadv	EL (Current)
Advanced Dual-Credit Course Completion (Grades 9-12)													
Any Subject													
2017-18	43.4%	47.4%	36.0%	29.3%	33.7%	46.3%	*	56.3%	*	48.3%	11.1%	31.4%	22.1%
2016-17	37.1%	41.0%	28.4%	22.5%	27.6%	32.3%	*	41.2%	-	40.7%	5.9%	24.1%	11.3%
English Language Arts													
2017-18	17.3%	26.1%	18.6%	14.0%	17.0%	26.2%	*	25.0%	*	30.4%	4.2%	15.5%	3.9%
2016-17	16.8%	25.0%	15.8%	11.2%	15.1%	19.7%	*	25.0%	-	22.2%	1.9%	12.8%	4.3%
Mathematics													
2017-18	20.7%	22.0%	18.1%	11.8%	17.7%	20.6%	*	40.0%	*	21(*)	Tj ET BT /TT4 8.19 Tf 580.8 X5407.04 Td (0.6		



District Name: AUSTIN ISD  
Campus Name: CROCKETT H S  
Campus Number: 227901008

TEXAS EDUCATION AGENCY  
Texas Academic Performance Report  
2018-19 Campus Student Information

Total Students: 1,461  
Grade Span: 09 - 12  
School Type: High School

<u>Student Information</u>	----- Campus -----	
	Count	Percent

---



District Name: AUSTIN ISD  
 Campus Name: CROCKETT H S  
 Campus Number: 227901008

TEXAS EDUCATION AGENCY  
 Texas Academic Performance Report  
 2018-19 Campus Staff Information

Total Students: 1,461  
 Grade Span: 09 - 12  
 School Type: High School

Staff Information	----- Campus -----		District	State
	Count/Average	Percent		
Total Staff	132.3	100.0%	100.0%	100.0%
Professional Staff:	118.3	89.4%	63.0%	64.1%
Teachers	104.2	78.8%	49.9%	49.8%
Professional Support	8.0	6.1%	9.7%	10.1%
Campus Administration (School Leadership)	6.1	4.6%	3.0%	3.0%
Educational Aides:	14.0	10.6%	8.5%	10.3%
Librarians & Counselors (Headcount):				
Librarians				
Full-time	0.0	n/a	87.0	4,414.0
Part-time	1.0	n/a	25.0	572.0
Counselors				
Full-time	2.0	n/a	169.0	12,433.0
Part-time	3.0	n/a	48.0	1,097.0
Total Minority Staff:	48.6	36.7%	55.6%	50.4%
Teachers by Ethnicity and Sex:				
African American	5.0	4.8%	5.7%	10.6%
Hispanic	26.3	25.2%	32.4%	27.7%
White	67.9	65.2%	57.5%	58.4%
American Indian	0.0	0.0%	0.3%	0.3%
Asian	3.0	2.9%	2.3%	1.7%
Pacific Islander	0.0	0.0%	0.1%	0.2%
Two or More Races	2.0	1.9%	1.6%	1.1%
Males	46.4	44.5%	25.3%	23.8%
Females	57.8	55.5%	74.7%	76.2%
Teachers by Highest Degree Held:				
No Degree	6.0	5.8%	0.7%	1.4%
Bachelors	82.0	78.7%	79.8%	73.6%
Masters	16.2	15.5%	18.8%	24.3%
Doctorate	0.0	0.0%	0.7%	0.7%
Teachers by Years of Experience:				
Beginning Teachers	11.0	10.6%	10.7%	7.0%
1-5 Years Experience	35.9	34.5%	29.3%	28.9%
6-10 Years Experience	20.0	19.2%	18.5%	19.0%
11-20 Years Experience	22.4	21.5%	26.2%	29.3%
Over 20 Years Experience	15.0	14.4%	15.3%	15.7%
Number of Students per Teacher	14.0	n/a	14.4	15.1

District Name: AUSTIN ISD  
 Campus Name: CROCKETT H S  
 Campus Number: 227901008

TEXAS EDUCATION AGENCY  
 Texas Academic Performance Report  
 2018-19 Campus Staff Information

Total Students: 1,461  
 Grade Span: 09 - 12  
 School Type: High School

Staff Information	Campus	District	State
Experience of Campus Leadership:			
Average Years Experience of Principals	2.0	6.2	6.3
Average Years Experience of Principals with District	2.0	5.9	5.4
Average Years Experience of Assistant Principals	3.0	5.3	5.3
Average Years Experience of Assistant Principals with District	3.0	4.9	4.7
Average Years Experience of Teachers:	9.8	10.5	11.1
Average Years Experience of Teachers with District:	7.3	8.2	7.2
Average Teacher Salary by Years of Experience (regular duties only):			
Beginning Teachers	\$48,082	\$48,927	\$47,218
1-5 Years Experience	\$51,282	\$49,451	\$50,408
6-10 Years Experience	\$51,331	\$49,945	\$52,786
11-20 Years Experience	\$53,349	\$51,430	\$56,041
Over 20 Years Experience	\$63,222	\$59,003	\$62,039
Average Actual Salaries (regular duties only):			
Teachers	\$53,112	\$51,464	\$54,122
Professional Support	\$59,461	\$61,372	\$64,069
Campus Administration (School Leadership)	\$79,068	\$79,618	\$78,947
Instructional Staff Percent:	n/a	61.6%	64.5%
Contracted Instructional Staff (not incl. above):	0.0	5.5	6,043.6

District Name: AUSTIN ISD  
 Campus Name: CROCKETT H S  
 Campus Number: 227901008

TEXAS EDUCATION AGENCY  
 Texas Academic Performance Report  
 2018-19 Campus Staff Information

Total Students: 1,461  
 Grade Span: 09 - 12  
 School Type: High School

Program Information	----- Campus -----		District	State
	Count	Percent		
Student Enrollment by Program:				
Bilingual/ESL Education	212	14.5%	29.1%	19.7%
Career & Technical Education	776	53.1%	28.7%	26.3%
Gifted & Talented Education	135	9.2%	9.7%	8.1%
Special Education	215	14.7%	12.0%	9.6%
Teachers by Program (population served):				
Bilingual/ESL Education	0.9	0.9%	17.0%	6.4%
Career & Technical Education	12.0	11.5%	4.1%	4.9%
Compensatory Education	0.0	0.0%	2.5%	2.7%
Gifted & Talented Education	0.0	0.0%	0.3%	2.0%
Regular Education	58.2	55.9%	52.4%	71.4%
Special Education	12.6	12.1%	13.7%	9.1%
Other	20.4	19.6%	10.1%	3.6%

'^ Indicates that rates for reading and mathematics are based on the 2017-18 data. The 2018-19 data is based on the 2017-18 data.