

## 2020-21 Texas Academic Performance Report (TAPR)

District Name: AUSTIN ISD

Campus Name: HIGHLAND PARK EL

Campus Number: 227901119

2021 Accountability Rating: Not Rated: Declared State of Disaster

This page is intentionally blank.

Texas Education Agency  
2020-21 STAAR Performance (TAPR)  
HIGHLAND PARK EL (227901119) - AUSTIN ISD - TRAVIS COUNTY

Due to the cancellation of spring 2020 STAAR, 2021 and 2019 STAAR data are shown.

School Year	State	District	Campus	African American	Hispanic	White	American Indian	Asian	Pacific Islander	Two
-------------	-------	----------	--------	------------------	----------	-------	-----------------	-------	------------------	-----





Texas Education Agency  
2020-21 STAAR Performance (TAPR)  
HIGHLAND PARK EL (227901119) - AUSTIN ISD - TRAVIS COUNTY

Due to the cancellation of spring 2020 STAAR, 2021 and 2019 STAAR data are shown.

- \* Indicates results are masked due to small numbers to protect student confidentiality.
- Indicates there are no students in the group.
- + Indicates that rates for reading and mathematics are based on the cumulative results from the first and second administrations of STAAR.







Texas Education Agency  
2020-21 Bilingual Education/English as a Second Language (Current EB Students/EL) (TAPR)  
HIGHLAND PARK EL (227901119) - AUSTIN ISD - TRAVIS COUNTY

Due to the cancellation of spring 2020 STAAR, 2021 and 2019 STAAR data are shown.

- \* Indicates results are masked due to small numbers to protect student confidentiality.
- Indicates there are no students in the group.
- Blank cell indicates there are no data available in the group.

Texas Education Agency  
 2020-21 STAAR Participation (TAPR)  
 HIGHLAND PARK EL (227901119) - AUSTIN ISD - TRAVIS COUNTY




Due to the cancellation of spring 2020 STAAR, 2021 and 2019 STAAR data are shown.

	State	District	Campus	African American	Hispanic	White	American Indian	Asian	Pacific Islander	Two or More Races	Special Ed (Current)	Special Ed (Former)	Continuously Enrolled	Non-Continuously Enrolled	Econ Disadv	EB/EL (Current & Monitored)
2021 STAAR Participation (All Grades)																
All Tests																
Assessment Participant	88%	62%	81%	90%	86%	81%	-	77%	*	73%	73%	95%	83%	75%		



Texas Education Agency  
2020-21 Attendance, Graduation, and Dropout Rates (TAPR)  
HIGHLAND PARK EL (227901119) - AUSTIN ISD - TRAVIS COUNTY

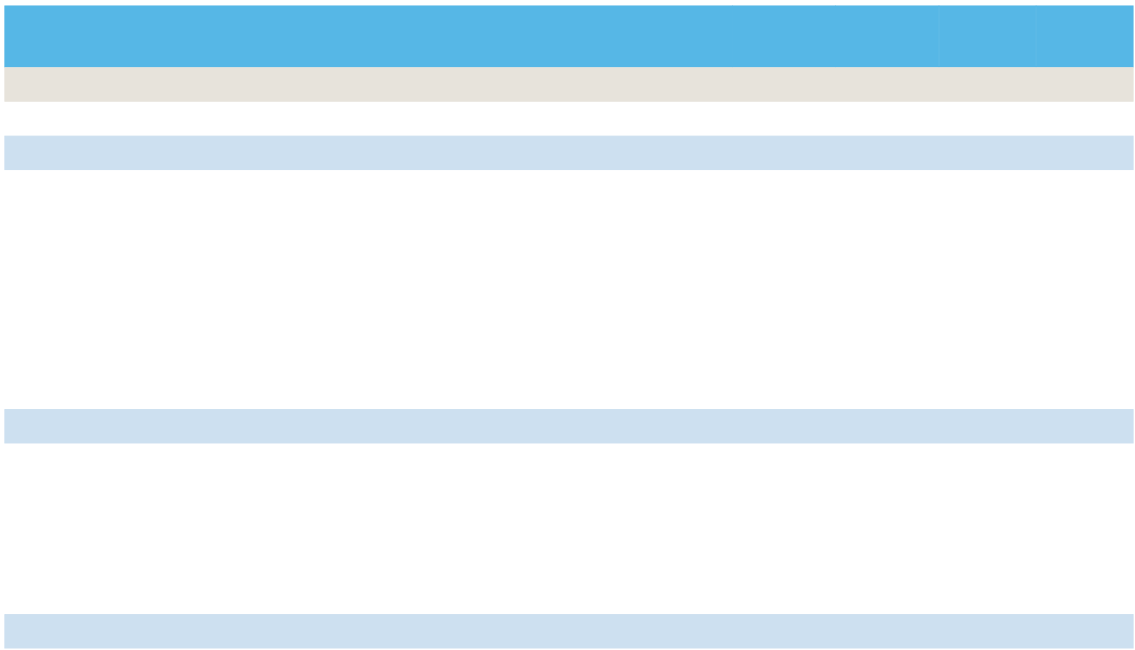
		State	District								
--	--	-------	----------	--	--	--	--	--	--	--	--



Texas Education Agency  
 2020-21 Attendance, Graduation, and Dropout Rates (TAPR)  
 HIGHLAND PARK EL (227901119) - AUSTIN ISD - TRAVIS COUNTY

	State	District	Campus	African American	Hispanic	White	American Indian	Asian	Pacific Islander	Two or More Races	Special Ed	Econ Disadv	EB/EL
Class of 2020													

Texas Education Agency  
2020-21 Graduation Profile (TAPR)



Texas Education Agency  
2020-21 College, Career, and Military Readiness (CCMR) (TAPR)  
HIGHLAND PARK EL (227901119) - AUSTIN ISD - TRAVIS COUNTY

There is no data for this campus.

Texas Education Agency  
2020-21 CCMR-Related Indicators (TAPR)  
HIGHLAND PARK EL (227901119) - AUSTIN ISD - TRAVIS COUNTY

There is no data for this campus.





Texas Education Agency  
2020-21 Other Postsecondary Indicators (TAPR)  
HIGHLAND PARK EL (227901119) - AUSTIN ISD - TRAVIS COUNTY

There is no data for this campus.

Texas Education Agency  
 2020-21 Student Information (TAPR)  
 HIGHLAND PARK EL (227901119) - AUSTIN ISD - TRAVIS COUNTY

Student Information	Membership				Enrollment			
	Campus		District	State	Campus		District	State
	Count	Percent			Count	Percent		
Total Students	658	100.0%	74,725	5,359,040	660	100.0%	74,871	5,371,586
Students by Grade:								
Early Childhood Education	0	0.0%	0.2%	0.3%	2	0.3%	0.2%	0.4%
Pre-Kindergarten	0	0.0%	4.5%	3.7%	0	0.0%	4.5%	3.7%
Kindergarten	107	16.3%	7.6%	6.7%	107	16.2%	7.6%	6.7%







Texas Education Agency  
 2020-21 Staff Information (TAPR)  
 HIGHLAND PARK EL (227901119) - AUSTIN ISD - TRAVIS COUNTY

Staff Information	----- Campus -----		District	State
	Count/Average	Percent		
Total Staff	54.0	100.0%	100.0%	100.0%
Professional Staff:	46.0	<b>85.2%</b>	64.7%	64.3%
Teachers	42.0	77.8%	50.3%	49.6%
Professional Support	2.0	3.7%	10.9%	10.6%
Campus Administration (School Leadership)	2.0	3.7%	3.0%	3.0%
Educational Aides:	8.0	14.8%	<b>9.3%</b>	10.0%
Librarians and Counselors (Headcount):				
Full-time Librarians	1.0	n/a	97.0	4,290.0
Part-time Librarians	0.0	n/a	12.0	582.0
Full-time Counselors	1.0	n/a	212.0	13,211.0
Part-time Counselors	0.0	n/a	11.0	1,126.0
Total Minority Staff:	13.5	24.9%	54.7%	51.5%
Teachers by Ethnicity:				
African American	0.0	0.0%	5.0%	11.55

J1 J1 j BT /TT4 9.09 Tf 542.88 295.63 Td (11..l


Texas Education Agency  
 2020-21 Staff Information (TAPR)  
 HIGHLAND PARK EL (227901119) - AUSTIN ISD - TRAVIS COUNTY

	----- Campus -----			
Staff Information	Count/Average	Percent	District	State
Number of Students per Teacher	15.7	n/a	13.6	14.5

Staff Information	Campus	District	State
Experience of Campus Leadership:			
Average Years Experience of Principals	7.0	6.4	6.4
Average Years Experience of Principals with District	7.0	6.1	5.5
Average Years Experience of Assistant Principals	4.0	5.5	5.5
Average Years Experience of Assistant Principals with District	4.0	5.1	4.8
Average Years Experience of Teachers:			
Average Years Experience of Teachers	13.6	10.7	11.2
Average Years Experience of Teachers with District:	11.6	8.3	7.2

---



---



---

Texas Education Agency  
2020-21 Staff Information (TAPR)  
HIGHLAND PARK EL (227901119) - AUSTIN ISD - TRAVIS COUNTY

- Indicates there are no students in the group.
- \* Indicates results are masked due to small numbers to protect student confidentiality.
- \*\* When only one student disability or assessment group is masked, then the second smallest student disability or assessment group is masked regardless of size.
- n/a Indicates data reporting is not applicable for this group.
- ? Indicates that the data for this item were statistically improbable or were reported outside a reasonable range.

Link to: [PEIMS Financial Standard Reports 2019-20 Financial Actual Report](#)  
(To open link in a new window, press the "Ctrl" key and click on the link.)