

## 2020-21 Texas Academic Performance Report (TAPR)

District Name: AUSTIN ISD

Campus Name: OAK SPRINGS EL

Campus Number: 227901125

2021 Accountability Rating: Not Rated: Declared State of Disaster

This page is intentionally blank.











Texas Education Agency  
 2020-21 Bilingual Education/English as a Second Language (Current EB Students/EL) (TAPR)  
 OAK SPRINGS EL (227901125) - AUSTIN ISD - TRAVIS COUNTY

Due to the cancellation of spring 2020 STAAR, 2021 and 2019 STAAR data are shown.

	School Year	State	District	Campus	Total Bilingual Education	BE-Trans Early Exit	BE-Trans Late Exit	BE-Dual Two-Way	BE-Dual One-Way	ALP Bilingual (Exception)	Total ESL	ESL Content-Based	ESL Pull-Out	ALP ESL (Waiver)	EB/EL with Parental Denial	Never EB/EL	Total EB/EL (Current)	Monitored & Former EB/EL	
STAAR Performance Rate by Subject and Performance Level																			
All Grades All Subjects																			
At Ai	0.894	RG	0.14	w	0	1	J	0	0	1.58	427.530	d	0	0	1.58	474.76	136.65	0.14	ruches ubjec .58 4 or Abov4 521.28 30.81 0.43 re B* 0 d 1 J1 j 0 d 0 J0 j 190.94 474.76 30.81 0.14 re B* [w 0 39 00 d 0 J0 j 138.0



Texas Education Agency  
2020-21 Bilingual Education/English as a Second Language (Current EB Students/EL) (TAPR)  
OAK SPRINGS EL (227901125) - AUSTIN ISD - TRAVIS COUNTY

Due to the cancellation of spring 2020 STAAR, 2021 and 2019 STAAR data are shown.





- \* Indicates results are masked due to small numbers to protect student confidentiality.
- Indicates there are no students in the group.
- Blank cell indicates there are no data available in the group.





Texas Education Agency  
 2020-21 Attendance, Graduation, and Dropout Rates (TAPR)  
 OAK SPRINGS EL (227901125) - AUSTIN ISD - TRAVIS COUNTY

	State	District	Campus	African American	Hispanic	White	American Indian	Asian	Pacific Islander	Two or More Races		
--	-------	----------	--------	------------------	----------	-------	-----------------	-------	------------------	-------------------	--	--







There is no data for this campus.







Texas Education Agency  
 2020-21 Student Information (TAPR)  
 OAK SPRINGS EL (227901125) - AUSTIN ISD - TRAVIS COUNTY

Student Information	Membership				Enrollment			
	Campus		District	State	Campus		District	State
	Count	Percent			Count	Percent		
Total Students								



Texas Education Agency  
2020-21 Student Information (TAPR)  
OAK SPRINGS EL (227901125) - AUSTIN ISD - TRAVIS COUNTY

Student Information	--Non-Special Education Rates--			---Special Education Rates---		
	Campus	District	State	Campus	District	State
Retention Rates by Grade:						
Kindergarten	3.1%	0.9%	1.4%	0.0%	2.2%	4.8%
Grade 1	0.0%	0.6%	1.9%	0.0%	2.1%	3.2%
Grade 2	0.0%	0.5%	1.0%	0.0%	0.5%	1.4%
Grade 3	0.0%	0.2%	0.5%	0.0%	0.2%	0.6%
Grade 4	0.0%	0.1%	0.3%	0.0%	0.6%	0.4%
Grade 5	0.0%	0.1%	0.2%	0.0%	0.5%	0.3%
Grade 6	-	0.0%	0.2%	-	0.0%	0.3%
Grade 7	-	0.2%	0.3%	-	0.0%	0.3%
Grade 8	-	0.0%	0.2%	-	0.0%	0.4%
Grade 9	-	2.3%	4.7%	-	6.9%	7.8%

Class Size Averages by Grade and Subject  
(Derived from teacher responsibility records):

Class Size Information	Campus	District	State
Elementary:			
Kindergarten	14.0	17.1	17.7
Grade 1	16.0	17.4	18.0
Grade 2	18.0	16.4	18.0
Grade 3	11.8	16.4	18.2
Grade 4	15.3	17.0	18.3
Grade 5	20.1	21.0	19.8
Grade 6	-	19.5	19.4
Secondary:			
English/Language Arts	-	15.8	15.7
Foreign Languages	-	18.9	17.8
Mathematics	-	17.2	16.9
Science	-	19.0	17.9
Social Studies	-	18.2	18.3

Texas Education Agency  
 2020-21 Staff Information (Table 2)  
 OAK SPRINGS EL (227901125) - AUSTIN ISD TRAVIS COUNTY

Staff Information	Count/Average FTE	Percentage of Total Staff	Percentage of District Staff	Percentage of State Staff
Total Staff	28.1	100.0%	100.0%	100.0%
Professional Staff:	24.6	87.5%	64.7%	64.3%
Teachers	19.6	69.7%	50.3%	49.6%
Professional Support	3.0	10.7%	10.9%	10.6%
Campus Administration (School Leadership)	2.0	7.1%	3.0%	3.0%
Educational Aides:	3.5	12.5%	9.3%	10.6%
Librarians and Counselors (Headcount):				
Full-time Librarians	1.0	n/a	97.0	4,290.0
Part-time Librarians	0.0	n/a	12.0	582.0
Full-time Counselors	1.0	n/a	212.0	13,211.0
Part-time Counselors	0.0	n/a	11.0	1,126.0
Total Minority Staff:	17.6	62.5%	56.7%	51.5%
Teachers by Ethnicity:				
African American	5.5	28.2%	5.9%	11.1%
Hispanic	4.5	23.2%	33.4%	28.4%
White	7.0	35.7%	56.3%	56.9%
American Indian	0.0	0.0%	0.3%	0.3%
Asian	2.0	10.2%	2.6%	1.8%
Pacific Islander	0.0	0.0%	0.1%	0.1%

1,126.5  
**56.3%**

33.4%

**0.3%**  
**10.5%**

Texas Education Agency  
 2020-21 Staff Information (TAPR)  
 OAK SPRINGS EL (227901125) - AUSTIN ISD - TRAVIS COUNTY

	----- Campus -----			
Staff Information	Count/Average	Percent	District	State
Number of Students per Teacher	11.1	n/a	13.6	14.5

Staff Information	Campus	District	State
Experience of Campus			


Texas Education Agency  
2020-21 Staff Information (TAPR)  
OAK SPRINGS EL (227901125) - AUSTIN ISD - TRAVIS COUNTY

- Indicates there are no students in the group.
- \* Indicates results are masked due to small numbers to protect student confidentiality.
- \*\* When only one student disability or assessment group is masked, then the second smallest student disability or assessment group is masked regardless of size.
- n/a Indicates data reporting is not applicable for this group.
- ? Indicates that the data for this item were statistically improbable or were reported outside a reasonable range.

Link to: [PEIMS Financial Standard Reports 2019-20 Financial Actual Report](#)  
(To open link in a new window, press the "Ctrl" key and click on the link.)