

## 2020-21 Texas Academic Performance Report (TAPR)

District Name: AUSTIN ISD

Campus Name: SUMMITT EL

Campus Number: 227901138

2021 Accountability Rating: Not Rated: Declared State of Disaster

This page is intentionally blank.



Texas Education Agency  
2020-21 STAAR Performance (TAPR)  
SUMMITT EL (227901138) - AUSTIN ISD - TRAVIS COUNTY

Due to the cancellation of spring 2020 STAAR, 2021 and 2019 STAAR data are shown.

School Year	State				
----------------	-------	--	--	--	--

Texas Education Agency  
2020-21 STAAR Performance (TAPR)  
SUMMITT EL (227901138) - AUSTIN ISD - TRAVIS COUNTY

Due to the cancellation of spring 2020 STAAR, 2021 and 2019 STAAR data are shown.

	School Year	State	District	Campus	African American	Hispanic	White	American Indian	Asian	Pacific Islander	Two or More Races	Special Ed (Current)	Special Ed (Former)	Continuously Enrolled	Non-Continuously Enrolled	Econ Disadv	EB/EL (Current & Monitored)
At Meets Grade Level or Above	2021	41%	42%	46%	18%	35%	57%	-	42%	-	67%	27%	20%	48%	35%	29%	40%
	2019	50%	54%	54%	19%	47%	64%	-	53%	-	64%	33%	47%	56%	49%	35%	45%
At Masters Grade Level	2021	18%	20%	25%	5%	18%	32%	-	23%	-	40%	17%	8%	26%	19%	13%	20%
	2019	24%	27%	30%	9%	23%	40%	-	27%	-	31%	14%	20%	30%	28%	18%	20%
<b>All Grades ELA/Reading</b>																	
At Approaches Grade Level or Above	2021	68%	66%	77%	60%	71%	85%	-	71%	-	92%	42%	70%	78%	70%	56%	71%
	2019	75%	76%	85%	67%	80%	91%	-	82%	-	88%	55%	100%	86%	80%	67%	77%
At Meets Grade Level or Above	2021	45%	47%	53%	27%	49%	65%	-	41%	-	75%	21%	10%	55%	35%	29%	43%
	2019	48%	53%	58%	28%	55%	70%	-	46%	-	76%	32%	50%	60%	53%	37%	44%
At Masters Grade Level	2021	18%	22%	34%	13%	25%	43%	-	27%	-	50%	18%	10%	34%	25%	14%	26%
	2019	21%	26%	34%	6%	27%	46%	-	24%	-	53%	16%	17%	34%	35%	22%	22%
<b>All Grades Mathematics</b>																	
At Approaches Grade Level or Above	2021	66%	59%	67%	20%	56%	76%	-	71%	-	83%	42%	80%	68%	55%	48%	62%
	2019	82%	81%	83%	56%	75%	88%	-	91%	-	88%	55%	83%	86%	74%	68%	83%
At Meets Grade Level or Above	2021	37%	34%	40%	13%	26%	49%	-	42%	-	74%	21%	10%	41%	30%	29%	38%
	2019	52%	54%	57%	11%	49%	63%	-	67%	-	74%	21%	10%	59%	50%	37%	50%
At Masters Grade Level	2021	18%	16%	20%	0%	16%	2j 525.02 268.99 41.61 0.14 re B	-	20%	-	40%	18%	10%	34%	25%	14%	26%

Texas Education Agency  
2020-21 STAAR Performance (TAPR)  
SUMMITT EL (227901138) - AUSTIN ISD - TRAVIS COUNTY

Due to the cancellation of spring 2020 STAAR, 2021 and 2019 STAAR data are shown.

- \* Indicates results are masked due to small numbers to protect student confidentiality.
- Indicates there are no students in the group.
- + Indicates that rates for reading and mathematics are based on the cumulative results from the first and second administrations of STAAR.







Texas Education Agency  
2020-21 Bilingual Education/English as a Second Language (Current EB Students/EL) (TAPR)  
SUMMITT EL (227901138) - AUSTIN ISD - TRAVIS COUNTY

Due to the cancellation of spring 2020 STAAR, 2021 and 2019 STAAR data are shown.

- \* Indicates results are masked due to small numbers to protect student confidentiality.
- Indicates there are no students in the group.
- Blank cell indicates there are no data available in the group.









Texas Education Agency  
 2020-21 Attendance, Graduation, and Dropout Rates (TAPR)  
 SUMMITT EL (227901138) - AUSTIN ISD - TRAVIS COUNTY

	State	District	Campus	African American	Hispanic	White	American Indian	Asian	Pacific Islander	Two or More Races	Special Ed	Econ Disadv	EB/EL
Class of 2020	83.5%	91.2%	-	-	-	-	-	-	-	-	-	-	-
Class of 2019	83.5%	90.3%	-	-	-	-	-	-	-	-	-	-	-





There is no data for this campus.



Texas Education Agency  
2020-21 CCMR-Related Indicators (TAPR)  
SUMMITT EL (227901138) - AUSTIN ISD - TRAVIS COUNTY

There is no data for this campus.



Texas Education Agency  
2020-21 Other Postsecondary Indicators (TAPR)  
SUMMITT EL (227901138) - AUSTIN ISD - TRAVIS COUNTY

There is no data for this campus.





Texas Education Agency  
 2020-21 Student Information (TAPR)  
 SUMMITT EL (227901138) - AUSTIN ISD - TRAVIS COUNTY

Student Information	--Non-Special Education Rates--			---Special Education Rates---		
	Campus	District	State	Campus	District	State
Retention Rates by Grade:						
Kindergarten	0.0%	0.9%	1.4%	0.0%	2.2%	4.8%
Grade 1	0.9%	0.6%	1.9%	3.8%	2.1%	3.2%
Grade 2	1.0%	0.5%	1.0%	0.0%	0.5%	1.4%
Grade 3	0.0%	0.2%	0.5%	0.0%	0.2%	0.6%
Grade 4	0.0%	0.1%	0.3%	0.0%	0.6%	0.4%

Texas Education Agency  
2020-21 Staff Information (TAPR)  
SUMMITT EL (227901138) - AUSTIN ISD - TRAVIS COUNTY

Staff Information	----- Campus -----			
	Count/Average	Percent	District	State
Total Staff	73.4	100.0%	100.0%	100.0%
Professional Staff:	66.4	90.5%	64.7%	64.3%
Teachers	59.9	81.6%	50.3%	49.6%
Professional Support	3.5	4.8%	10.9%	10.6%
Campus Administration (School Leadership)	3.0	4.1%	3.0%	3.0%
Educational Aides:	7.0	9.5%	9.3%	10.6%
Librarians and Counselors (Headcount):				
Full-time Librarians	1.0	n/a	97.0	4,290.0
Part-time Librarians	0.0	n/a	12.0	582.0
Full-time Counselors	1.0	n/a	212.0	13,211.0
Part-time Counselors	1.0	n/a	11.0	1,126.0
Total Minority Staff:	23.7	32.3%	56.7%	51.5%
Teachers by Ethnicity:				
African American	0.0	0.0%	5.9%	11.1%
Hispanic	6.4	10.6%	33.4%	28.4%
White	40.1	67.0%	56.3%	56.9%
American Indian	1.0	1.7%	0.3%	0.3%
Asian	9.4	15.6%	2.6%	1.8%
Pacific Islander	0.0	0.0%	0.1%	0.2%
Two or More Races	3.0	5.0%	1.3%	1.2%
Teachers by Sex:				
Males	7.2	12.0%	25.6%	23.8%
Females	52.7	88.0%	74.4%	76.2%
Teachers by Highest Degree Held:				
No Degree	0.0	0.0%	0.8%	1.2%
Bachelors	48.6	81.2%	68.8%	73.0%
Masters	11.2	18.8%	29.6%	25.0%
Doctorate	0.0	0.0%	0.7%	0.7%
Teachers by Years of Experience:				
Beginning Teachers	4.0	6.7%	6.3%	6.7%
1-5 Years Experience	18.4	30.7%	30.0%	27.8%
6-10 Years Experience	10.2	17.0%	21.3%	20.3%
11-20 Years Experience	11.9	20.0%	26.9%	29.1%
21-30 Years Experience	14.4	24.0%	12.3%	13.0%
Over 30 Years Experience	1.0	1.7%	3.3%	3.1%

Texas Education Agency  
 2020-21 Staff Information (TAPR)  
 SUMMITT EL (227901138) - AUSTIN ISD - TRAVIS COUNTY

	----- Campus -----			
Staff Information	Count/Average	Percent	District	State
Number of Students per Teacher	12.6	n/a	13.6	14.5

Staff Information	Campus	District	State
Experience of Campus Leadership:			
Average Years Experience of Principals	1.0	6.4	6.4
Average Years Experience of Principals with District	1.0	6.1	5.5
Average Years Experience of Assistant Principals	1.0	5.5	5.5
Average Years Experience of Assistant Principals with District	1.0	5.1	4.8
Average Years Experience of Teachers:			

Texas Education Agency  
2020-21 Staff Information (TAPR)  
SUMMITT EL (227901138) - AUSTIN ISD - TRAVIS COUNTY

- Indicates there are no students in the group.
- \* Indicates results are masked due to small numbers to protect student confidentiality.
- \*\* When only one student disability or assessment group is masked, then the second smallest student disability or assessment group is masked regardless of size.
- n/a Indicates data reporting is not applicable for this group.
- ? Indicates that the data for this item were statistically improbable or were reported outside a reasonable range.

Link to: [PEIMS Financial Standard Reports 2019-20 Financial Actual Report](#)  
(To open link in a new window, press the "Ctrl" key and click on the link.)