

2020-21 Texas Academic Performance Report (TAPR)



District Name: AUSTIN ISD

Campus Name: ZILKER EL

Campus Number: 227901146


2021 Accountability Rating: Not Rated: Declared State of Disaster

This page is intentionally blank.



Texas Education Agency
2020-21 STAAR Performance (TAPR)





Texas Education Agency
2020-21 Bilingual Education/English as a Second Language (Current EB Students/EL) (TAPR)
ZILKER EL (227901146) - AUSTIN ISD - TRAVIS COUNTY



Due to the cancellation of spring 2020 STAAR, 2021 and 2019 STAAR data are shown.

- * Indicates results are masked due to small numbers to protect student confidentiality.
- Indicates there are no students in the group.
- Blank cell indicates there are no data available in the group.

Texas Education Agency
2020-21 STAAR Participation (TAPR)
ZILKER EL (227901146) - AUSTIN ISD - TRAVIS COUNTY


Due to the cancellation of spring 2020 STAAR, 2021 and 2019 STAAR data are shown.

	State	District	Campus		Hispanic	White	American Indian	Asian	Pacific Islander	Two or More Races	Special Ed (Current)	Special Ed (Former)	Continu	BTT3	9.09	Tf	4	1	J	1	j	[T4	RG	0
--	-------	----------	--------	--	----------	-------	-----------------	-------	------------------	-------------------	----------------------	---------------------	---------	------	------	----	---	---	---	---	---	-----	----	---



Texas Education Agency
 2020-21 Attendance, Graduation, and Dropout Rates (TAPR)
 ZILKER EL (227901146) - AUSTIN ISD - TRAVIS COUNTY

	State	District	Campus	African American	Hispanic	White	American Indian	Asian	Pacific Islander	Two or More Races	Special Ed	Econ Disadv	EB/EL
Class of 2020	83.5%	91.2%	-	-	-	-	-	-	-	-	-	-	-
Class of 2019	83.5%	90.3%	-	-	-	-	-	-	-	-	-	-	-

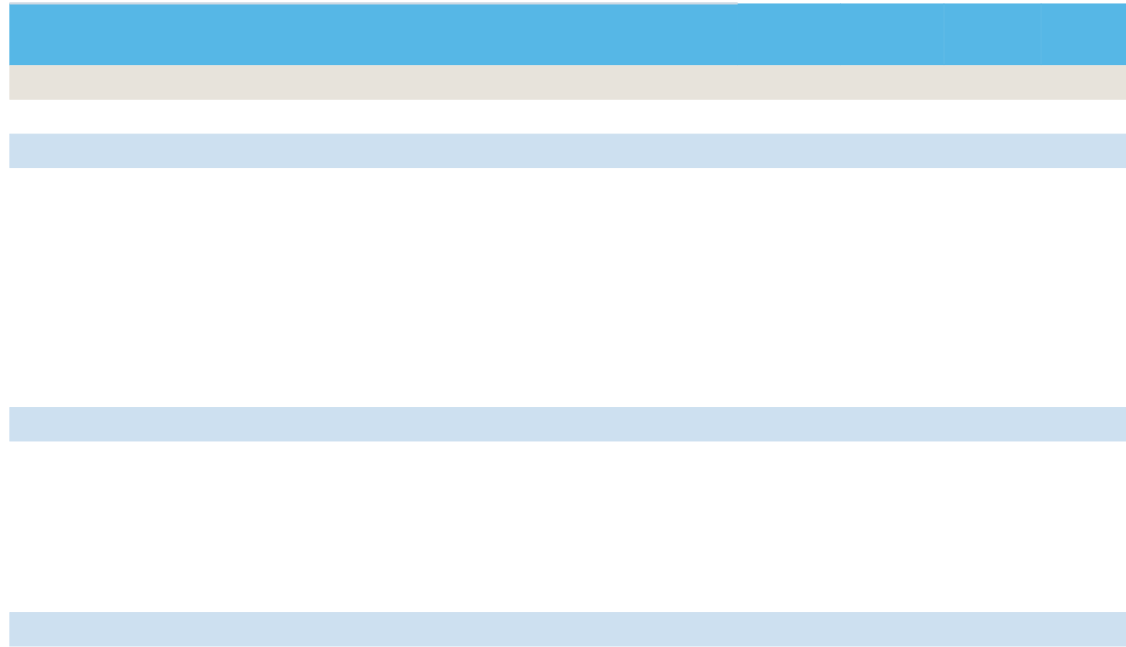


0.14 r 0.56 d 1 J1 j 0.000 0

Tf 624.26 0.14 0.25B* 14 re B* d 1 J1 j 0.000 0.000 0.000 rg 0.000 1501 jB* 0 RG 0.14 w d 1 J1 j BT /1

3vdATI ET BT /TT3 9.09 Tf 624.7.2 Id377.1e oP/EHSP-E2 Id (3vdATI ET BT /TT3 9.09 Tf 624.26 0.14 0.25B* 14 re B* d 1 J1 j 0.000 0.000 0.000 rg 0.000 377.1e B* 0 RG 0.14 w d 1 J1 j BT /1

Texas Education Agency
2020-21 Graduation Profile (TAPR)
ZILKER EL (227901146) - AUSTIN ISD - TRAVIS COUNTY




There is no data for this mn9pus.

Texas Education Agency
2020-21 Other Postsecondary Indicators (TAPR)
ZILKER EL (227901146) - AUSTIN ISD - TRAVIS COUNTY

There is no data for this campus.

Texas Education Agency
 2020-21 Student Information (TAPR)
 ZILKER EL (227901146) - AUSTIN ISD - TRAVIS COUNTY

Student Information	Membership				Enrollment			
	Campus		District	State	Campus		District	State
	Count	Percent			Count	Percent		
Total Students	443	100.0%	74,725	5,359,040	443	100.0%	74,871	5,371,586
Students by Grade:								



Texas Education Agency
2020-21 Student Information (TAPR)
ZILKER EL (227901146) - AUSTIN ISD - TRAVIS COUNTY

Student Information	--Non-Special Education Rates--			---Special Education Rates---		
	Campus	District	State	Campus	District	State
Retention Rates by Grade:						
Kindergarten	0.0%	0.9%	1.4%	0.0%	2.2%	4.8%
Grade 1	0.0%	0.6%	1.9%	0.0%	2.1%	3.2%
Grade 2	0.0%	0.5%	1.0%	0.0%	0.5%	1.4%
Grade 3	0.0%	0.2%	0.5%	0.0%	0.2%	0.6%
Grade 4	0.0%	0.1%	0.3%	0.0%	0.6%	0.4%
Grade 5	0.0%	0.1%	0.2%	0.0%	0.5%	0.3%
Grade 6	-	0.0%	0.2%	-	0.0%	0.3%
Grade 7	-	0.2%	0.3%	-	0.0%	0.3%
Grade 8	-	0.0%	0.2%	-	0.0%	0.4%
Grade 9	-	2.3%	4.7%	-	6.9%	7.8%

Class Size Averages by Grade and Subject
(Derived from teacher responsibility records):

Class Size Information	Campus	District	State
Elementary:			
Kindergarten	15.6	17.1	17.7
Grade 1	17.3	17.4	18.0
Grade 2	18.6	16.4	18.0
Grade 3	14.8	16.4	18.2
Grade 4	17.2	17.0	18.3
Grade 5	21.6	21.0	19.8
Grade 6	-	19.5	19.4
Secondary:			
English/Language Arts	-	15.8	15.7
Foreign Languages	-	18.9	17.8
Mathematics	-	17.2	16.9
Science	-	19.0	17.9
Social Studies	-	18.2	18.3

Texas Education Agency
 2020-21 Staff Information (TAPR)
 ZILKER EL (227901146) - AUSTIN ISD - TRAVIS COUNTY

Staff Information	----- Campus -----		District	State
	Count/Average	Percent		
Number of Students per Teacher	12.9	n/a	13.6	14.5

Staff Information	Campus	District	State
Experience of Campus Leadership:			
Average Years Experience of Principals	4.0	6.4	6.4
Average Years Experience of Principals with District	4.0	6.1	5.5
Average Years Experience of Assistant Principals	0.0	5.5	5.5
Average Years Experience of Assistant Principals with District	0.0	5.1	4.8
Average Years Experience of Teachers:			
Average Years Experience of Teachers	13.7	10.7	11.2
Average Years Experience of Teachers with District	12.4	8.3	7.2
Average Teacher Salary by Years of Experience (regular duties only):			
Beginning Teachers	-	\$51,231	\$50,849
1-5 Years Experience	\$53,531	\$53,287	\$53,288
6-10 Years Experience	\$54,977	\$54,961	\$56,282
11-20 Years Experience	\$56,102	\$56,111	\$59,900
21-30 Years Experience	\$60,632	\$61,469	\$66,907
Over 30 Years Experience			

O\$6,907

Texas Education Agency
2020-21 Staff Information (TAPR)
ZILKER EL (227901146) - AUSTIN ISD - TRAVIS COUNTY

- Indicates there are no students in the group.
- * Indicates results are masked due to small numbers to protect student confidentiality.
- ** When only one student disability or assessment group is masked, then the second smallest student disability or assessment group is masked regardless of size.
- n/a Indicates data reporting is not applicable for this group.
- ? Indicates that the data for this item were statistically improbable or were reported outside a reasonable range.

Link to: [PEIMS Financial Standard Reports 2019-20 Financial Actual Report](#)
(To open link in a new window, press the "Ctrl" key and click on the link.)