

2020-21 Texas Academic Performance Report (TAPR)



District Name: AUSTIN ISD

Campus Name: WOOLDRIDGE EL

Campus Number: 227901152

2021 Accountability Rating: Not Rated: Declared State of Disaster

This page is intentionally blank.





Texas Education Agency
 2020-21 Bilingual Education/English as a Second Language (Current EB Students/EL) (TAPR)
 WOOLDRIDGE EL (227901152) - AUSTIN ISD - TRAVIS COUNTY

Due to the cancellation of spring 2020 STAAR, 2021 and 2019 STAAR data are shown.

	School Year	State	District	Campus	Total Bilingual Education	BE-Trans Early Exit	BE-Trans Late Exit	BE-Dual Two-Way	BE-Dual One-Way	ALP Bilingual (Exception)	Total ESL	ESL Content-Based	ESL Pull-Out	ALP ESL (Waiver)	EB/EL with Parental Denial	Never EB/EL	Total EB/EL (Current)	Monitored & Former EB/EL
STAAR Performance Rate by Subject and Performance Level																		
All Grades All Subjects																		
At Approaches Grade Level or Above	2021	67%	63%	33%	31%	-	38%	-	11%	51%	32%	32%	-	22%	*	40%	31%	83%
	2019	78%	78%	61%	58%	-	59%	-	*		41%	41%	-		56%		57%	
At Meets Grade Level or Above	2021	41%	42%	12%	9%	-	12%	-	2%	22%	15%	15%	-	11%	*	21%	9%	33%
	2019	50%	54%	29%	25%	-	26%	-	*		0%	0%	-		0%		24%	
At Masters Grade Level	2021	18%	20%	4%	3%	-	4%	-	2%	4%	0%	0%	-	0%	*	7%	3%	33%
	2019	24%	27%	14%	11%	-	11%	-	*		0%	0%	-		0%		10%	
All Grades ELA/Reading																		
At Approaches Grade Level or Above	2021	68%	66%	41%	35%	-	44%	-	15%	63%	42%	42%	-	*	*	64%	35%	*
	2019	75%	76%	58%	53%	-	53%	-	*		22%	22%	-		*		51%	
At Meets Grade Level or Above	2021	45%	47%	15%	11%	-	15%	-	3%	19%	25%	25%	-	*	*	27%	12%	*
	2019	48%	53%	24%	19%	-	19%	-	*		0%	0%	-		*		18%	
At Masters Grade Level	2021	18%	22%	5%	5%	-	6%	-	3%	6%	0%	0%	-	*	*	5%	4%	*
	2019	21%	26%	12%	8%	-	8%	-	*		0%	0%	-		*		7%	

AuJ 1ev8.n85.84 767.23 0.14 re B* D d 1 J 1 j D d 0 J 0 j 1.44 285.84 0.14 11.8 re B* D d 1 J 1 j D d 0 J 0 j 71.36 300.67 Td (21%)Tj ET 0.808 0.855 0.894 rg 0.808 0.855 0.894 RG 0.14 w D d 1 J 1 j D d 0 J 0 j 190

Texas Education Agency
 2020-21 STAAR Participation (TAPR)
 WOOLDRIDGE EL (227901152) - AUSTIN ISD - TRAVIS COUNTY

Due to the cancellation of spring 2020 STAAR, 2021 and 2019 STAAR data are shown.

	State	District	Campus	African American	Hispanic	White	American Indian	Asian	Pacific Islander	Two or More Races	Special Ed (Current)	Special Ed (Former)	Continuously Enrolled	Non-Continuously Enrolled	Econ Disadv	EB/EL (Current & Monitored)
2021 STAAR Participation (All Grades)																
All Tests																
Assessment Participant	88%	62%	77%	81%	77%	68%	-	73%	*	-	64%	*	78%	76%	77%	80%
Included in Accountability	83%	58%	68%	70%	69%	68%	-	45%	*	-	52%	*	72%	59%	69%	71%
Not Included in Accountability: Mobile	3%	2%	4%	11%	4%	0%	-	0%	*	-	3%	*	2%	10%	4%	4%
Not Included in Accountability: Other Exclusions	1%	2%	4%	0%												



Texas Education Agency
 2020-21 Attendance, Graduation, and Dropout Rates (TAPR)
 WOOLDRIDGE EL (227901152) - AUSTIN ISD - TRAVIS COUNTY

	State	District	Campus	African American	Hispanic	White	American Indian	Asian	Pacific Islander	Two or More Races	Special Ed	Econ Disadv	EB/EL
Class of 2020	83.5%	91.2%	-	-	-								

Texas Education Agency
 2020-21 Graduation Profile (TAPR)
 WOOLDRIDGE EL (227901152) - AUSTIN ISD - TRAVIS COUNTY

	Campus Count	Campus Percent	District Count	State Count
Graduates†(2019-20 Annual Graduates)				
Total Graduates	-	-	4,530	360,220
By Ethnicity:				
African American	-	-	343	44,729
Hispanic	-	-	2,337	184,060
White	-	-	1,473	105,215
American Indian	-	-	6	1,226
Asian	-	-	241	17,126
Pacific Islander	-	-	4	557
Two or More Races	-	-	126	7,307
By Graduation Type:				
Minimum H.S. Program	-	-	35	1,512
Recommended H.S. Program/Distinguished Achievement Program	-	-	1	952
Foundation H.S. Program (No Endorsement)	-	-	353	49,535
Foundation H.S. Program (Endorsement)	-	-	125	15,689
Foundation H.S. Program (DLA)	-	-	4,016	292,532
Special Education Graduates				

There is no data for this campus.


Texas Education Agency
2020-21 CCMR-Related Indicators (TAPR)
WOOLDRIDGE EL (227901152) - AUSTIN ISD - TRAVIS COUNTY

There is no data for this campus.

Texas Education Agency
2020-21 Other Postsecondary Indicators (TAPR)
WOOLDRI3ecCO(Tc2nool2790111S249.12 420 AU 420 AJIN ISD 42TRAVEecqhOUTAPR)


Texas Education Agency
2020-21 Student Information (TAPR)
WOOLDRIDGE EL (227901152) - AUSTIN ISD - TRAVIS COUNTY

	Membership		Enrollment	
	Campus		Campus	
Student Information				



Texas Education Agency
 2020-21 Student Information (TAPR)
 WOOLDRIDGE EL (227901152) - AUSTIN ISD - TRAVIS COUNTY

Student Information	--Non-Special Education Rates--			---Special Education Rates---		
	Campus	District	State	Campus	District	State
Retention Rates by Grade:						
Kindergarten	0.0%	0.9%	1.4%	0.0%	2.2%	4.8%
Grade 1	1.3%	0.6%				



Texas Education Agency
 2020-21 Staff Information (TAPR)
 WOOLDRIDGE EL (227901152) - AUSTIN ISD - TRAVIS COUNTY

Staff Information	----- Campus -----			
	Count/Average	Percent	District	State
Total Staff	50.5	100.0%	100.0%	100.0%
Professional Staff:	43.5	86.2%	64.7%	64.3%
Teachers	37.5	74.3%	50.3%	49.6%
Professional Support	4.0	7.9%	10.9%	10.6%
Campus Administration (School Leadership)	2.0	4.0%	3.0%	3.0%
Educational Aides:	7.0	13.8%	9.3%	10.6%
Librarians and Counselors (Headcount):				
Full-time Librarians	1.0	n/a	97.0	4,290.0
Part-time Librarians	0.0	n/a	12.0	582.0
Full-time Counselors	1.0	n/a	212.0	13,211.0
Part-time Counselors	0.0	n/a	11.0	1,126.0
Total Minority Staff:	37.4	73.9%	56.7%	51.5%
Teachers by Ethnicity:				
African American	0.0	0.0%	5.9%	11.1%
Hispanic	27.4	72.9%	33.4%	28.4%
White	10.2	27.1%	56.3%	56.9%
American Indian	0.0	0.0%	0.3%	0.3%

Texas Education Agency
2020-21 Staff Information (TAPR)
WOOLDRIDGE EL (227901152) - AUSTIN ISD - TRAVIS COUNTY

	----- Campus -----	
Staff Information		

