

2020-21 Texas Academic Performance Report (TAPR)

District Name: AUSTIN ISD

Campus Name: HART EL

Campus Number: 227901163

2021 Accountability Rating: Not Rated: Declared State of Disaster

This page is intentionally blank.

Texas Education Agency
2020-21 STAAR Performance (TAPR)
HART EL (227901163) - AUSTIN ISD - TRAVIS COUNTY

Due to the cancellation of spring 2020 STAAR, 2021 and 2019 STAAR data are shown.

School Year	State	District	Campus	African American	Hispanic	White	American Indian	Asian	Pacific Islander
-------------	-------	----------	--------	------------------	----------	-------	-----------------	-------	------------------

Texas Education Agency
2020-21 STAAR Performance (TAPR)
HART EL (227901163) - AUSTIN ISD - TRAVIS COUNTY

Due to the cancellation of spring 2020 STAAR, 2021 and 2019 STAAR data are shown.

School Year	State	District	Campus
----------------	-------	----------	--------

Texas Education Agency
2020-21 STAAR Performance (TAPR)
HART EL (227901163) - AUSTIN ISD - TRAVIS COUNTY

Due to the cancellation of spring 2020 STAAR, 2021 and 2019 STAAR data are shown.

- * Indicates results are masked due to small numbers to protect student confidentiality.
- Indicates there are no students in the group.
- + Indicates that rates for reading and mathematics are based on the cumulative results from the first and second administrations of STAAR.

Texas Education Agency
2018-19 Progress (TAPR)
HART EL (227901163) - AUSTIN ISD - TRAVIS COUNTY

Due to the cancellation of spring 2020 STAAR, 2019 and 2018 progress data are shown.

	School Year	State	District			

Texas Education Agency
2020-21 Bilingual Education/English as a Second Language (Current EB Students/EL) (TAPR)
HART EL (227901163) - AUSTIN ISD - TRAVIS COUNTY

Due to the cancellation of spring 2020 STAAR, 2021 and 2019 STAAR data are shown.


- * Indicates results are masked due to small numbers to protect student confidentiality.
- Indicates there are no students in the group.
- Blank cell indicates there are no data available in the group.

Texas Education Agency
 2020-21 STAAR Participation (TAPR)
 HART EL (227901163) - AUSTIN ISD - TRAVIS COUNTY

Due to the cancellation of spring 2020 STAAR, 2021 and 2019 STAAR data are shown.

	State	District	Campus	African American	Hispanic	White	American Indian	Asian	Pacific Islander	Two or More Races	Special Ed (Current)	Special Ed (Former)	Continuously Enrolled	Non-Continuously Enrolled	Econ Disadv	EB/EL (Current & Monitored)
2021 STAAR Participation (All Grades)																
All Tests																
Assessment Participant	88%	62%	92%	83%	93%	97%	*	86%	-	*	85%	100%	92%	93%	92%	95%
Included in Accountability	83%	58%	86%	77%	86%	97%	*	79%	-	*	80%	100%	89%	74%	87%	88%
Not Included in Accountability: Mobile	3%	2%	4%	3%	4%	0%	*	0%	-	*	0%	0%	0%	16%	3%	4%
Not Included in Accountability: Other Exclusions	1%	2%	2%	3%	2%	0%	*	7%	-	*	6%	0%	2%	3%	2%	3%
Not Tested	12%	38%	8%	17%	7%	3%	*	14%	-	*	15%	0%	8%	7%	8%	5%
Absent	2%	3%	2%	6%	1%	0%	*	7%	-	*	6%	0%	2%	2%	1%	1%
Other	10%	35%	7%	11%	6%	3%	*	7%	-	*	9%	0%	7%	5%	6%	5%
2019 STAAR Participation (All Grades)																
All Tests																
Assessment Participant	99%	99%	100%	100%	100%	100%	-	98%	-	100%	100%	100%	99%	100%	100%	100%
Included in Accountability	94%	93%	93%	96%	94%	95%	-	84%	-	100%	96%	100%				





Texas Education Agency
 2020-21 Attendance, Graduation, and Dropout Rates (TAPR)
 HART EL (227901163) - AUSTIN ISD - TRAVIS COUNTY

	State	District	Campus	African American	Hispanic	White	American Indian	Asian	Pacific Islander	Two or More Races	Special Ed	Econ Disadv	EB/EL
Class of 2020	83.5%	91.2%	-	-	-	-	-	-	-	-	-	-	-
Class of 2019	83.5%	90.3%	-	-	-	-	-	-	-	-	-	-	-
RHSP/DAP/FHSP-E/FHSP-DLA Graduates (Longitudinal Rate)													
Class of 2020	87.8%	93.7%	-	-	-	-	-	-	-	-	-	-	-
Class of 2019	87.6%	92.3%	-	-	-	-	-	-	-	-	-	-	-
RHSP/DAP Graduates (Annual Rate)													
2019-20	38.6%	2.8%	-	-	-	-	-	-	-	-	-	-	-
2018-19	32.7%	6.4%	-	-	-	-	-	-	-	-	-	-	-
FHSP-E Graduates (Annual Rate)													
2019-20	4.4%	2.8%	-	-	-	-	-	-	-	-	-	-	-
2018-19	4.4%	2.0%	-	-	-	-	-	-	-	-	-	-	-
FHSP-DLA Graduates (Annual Rate)													
2019-20	81.8%	89.4%	-	-	-	-	-	-	-	-	-	-	-
2018-19	82.1%	88.2%	-	-	-	-	-	-	-	-	-	-	-
RHSP/DAP/FHSP-E/FHSP-DLA Graduates (Annual Rate)													
2019-20	85.8%	91.4%	-	-	-	-	-	-	-	-	-	-	-
2018-19	85.9%	89.3%	-	-	-	-	-	-	-	-	-	-	-

Texas Education Agency
2020-21 College, Career, and Military Readiness (CCMR) (TAPR)
HART EL (227901163) - AUSTIN ISD - TRAVIS COUNTY




There is no data for this campus.

Texas Education Agency
2020-21 CCMR-Related Indicators (TAPR)
HART EL (227901163) - AUSTIN ISD - TRAVIS COUNTY

There is no data for this campus.



Texas Education Agency
 2020-21 Student Information (TAPR)
 HART EL (227901163) - AUSTIN ISD - TRAVIS COUNTY

Student Information	Membership				Enrollment			
	Campus		District	State	Campus		District	State
	Count	Percent			Count	Percent		
Total Students	569	100.0%	74,725	5,359,040	569	100.0%	74,871	5,371,586
Students by Grade:								



Texas Education Agency
 2020-21 Student Information (TAPR)
 HART EL (227901163) - AUSTIN ISD - TRAVIS COUNTY

Student Information	Membership				Enrollment			
	Campus		District	State	Campus		District	State
	Count	Percent			Count	Percent		
Homeless	1	0.2%	0.8%	1.1%	1	0.2%	0.8%	1.1%
Immigrant	89	15.6%	6.4%	2.0%	89	15.6%	6.4%	2.0%
Migrant	0	0.0%	0.0%	0.3%	0	0.0%	0.0%	0.3%
Title I	569	100.0%	39.4%	64.5%	569	100.0%	39.4%	64.5%
Military Connected	0	0.0%	0.3%	2.7%	0	0.0%	0.3%	2.7%
At-Risk	475	83.5%	47.2%	49.2%	475			



Texas Education Agency
2020-21 Student Information (TAPR)
HART EL (227901163) - AUSTIN ISD - TRAVIS COUNTY

Student Information	--Non-Special Education Rates--			---Special Education Rates---		
	Campus	District	State	Campus	District	State
Retention Rates by Grade:						
Kindergarten	6.7%	0.9%	1.4%	0.0%	2.2%	4.8%
Grade 1	4.9%	0.6%	1.9%	0.0%	2.1%	3.2%
Grade 2	4.9%	0.5%	1.0%	0.0%	0.5%	1.4%
Grade 3	1.6%	0.2%	0.5%	0.0%	0.2%	0.6%
Grade 4	0.0%	0.1%	0.3%	0.0%	0.6%	0.4%
Grade 5	0.0%	0.1%	0.2%	0.0%	0.5%	0.3%
Grade 6	-	0.0%	0.2%	-	0.0%	0.3%
Grade 7	-	0.2%	0.3%	-	0.0%	0.3%
Grade 8	-	0.0%	0.2%	-	0.0%	0.4%
Grade 9	-	2.3%	4.7%	-	6.9%	7.8%

18.3

Class Size Averages by Grade and Subject
(Derived from teacher responsibility records):

Class Size Information	Campus	District	State
Elementary:			
Kindergarten	18.5	17.1	17.7
Grade 1	13.0	17.4	18.0
Grade 2	12.8	16.4	18.0
Grade 3	16.8	16.4	18.2
Grade 4	16.3	17.0	18.3
Grade 5	21.3	21.0	19.8
Grade 6	-	19.5	19.4
Secondary:			
English/Language Arts			

Texas Education Agency
 2020-21 Staff Information (TAPR)
 HART EL (227901163) - AUSTIN ISD - TRAVIS COUNTY

	----- Campus -----		1.3%	
Staff Information	Count/Average	Percent	District	State
Total Staff	63.1	100.0%	100.0%	100.0%
Professional Staff:	53.1	84.1%	64.7%	64.3%
Teachers	48.1	76.2%	50.3%	49.6%
Professional Support	2.0	3.2%	10.9%	10.6%
Campus Administration (School Leadership)	3.0	4.8%	3.0%	3.0%
Educational Aides:	10.0	15.9%	9.3%	10.6%
Librarians and Counselors (Headcount):				
Full-time Librarians	1.0	n/a	97.0	4,290.0
Part-time Librarians	0.0	n/a	12.0	582.0
Full-time Counselors	1.0	n/a	212.0	13,211.0
Part-time Counselors	0.0	n/a	11.0	1,126.0
Total Minority Staff:	46.0	73.0%	56.7%	51.5%
Teachers by Ethnicity:				
African American	2.0	4.2%	5.9%	11.1%
Hispanic	31.0	64.5%	33.4%	28.4%
White	14.1	29.2%	56.3%	56.9%
American Indian	0.0	0.0%	0.3%	0.3%
Asian	0.0	0.0%	2.6%	1.8%
Pacific Islander	0.0	0.0%	0.1%	0.2%
Two or More Races	1.0	2.1%	1.3%	1.2%

Ethnicity:



Texas Education Agency
2020-21 Staff Information (TAPR)
HART EL (227901163) - AUSTIN ISD - TRAVIS COUNTY

- Indicates there are no students in the group.
- * Indicates results are masked due to small numbers to protect student confidentiality.
- ** When only one student disability or assessment group is masked, then the second smallest student disability or assessment group is masked regardless of size.
- n/a Indicates data reporting is not applicable for this group.
- ? Indicates that the data for this item were statistically improbable or were reported outside a reasonable range.

Link to: [PEIMS Financial Standard Reports 2019-20 Financial Actual Report](#)
(To open link in a new window, press the "Ctrl" key and click on the link.)