



2020-21 Texas Academic Performance Report (TAPR)

This page is intentionally blank.

Texas Education Agency
2020-21 STAAR Performance (TAPR)
PALM EL (227901171) - AUSTIN ISD - TRAVIS COUNTY

Due to the cancellation of spring 2020 STAAR, 2021 and 2019 STAAR data are shown.







Texas Education Agency
2020-21 Bilingual Education/English as a Second Language (Current EB Students/EL) (TAPR)
PALM EL (227901171) - AUSTIN ISD - TRAVIS COUNTY

Due to the cancellation of spring 2020 STAAR, 2021 and 2019 STAAR data are shown.

- * Indicates results are masked due to small numbers to protect student confidentiality.
- Indicates there are no students in the group.
- Blank cell indicates there are no data available in the group.



Econ Disadv	EB/EL (Current & Monitored)
71%	87%
68%	86%
2%	0%
1%	1%
29%	13%
4%	2%



Texas Education Agency
 Attendance, Graduation, and Dropout Rates (TAPR)
 (7901171) - AUSTIN ISD - TRAVIS COUNTY

	African American	Hispanic	White	American Indian	Asian	Pacific Islander	Two or More Races	Special Ed	Econ Disadv	EB/EL
-	-	-	-	-	-	-	-	-	-	-
-	-	-	-	-	-	-	-	-	-	-
-	-	-	-	-	-	-	-	-	-	-
-	-	-	-	-	-	-	-	-	-	-
-	-	-	-	-	-	-	-	-	-	-
-	-	-	-	-	-	-	-	-	-	-
-	-	-	-	-	-	-	-	-	-	-
-	-	-	-	-	-	-	-	-	-	-
-	-	-	-	-	-	-	-	-	-	-
-	-	-	-	-	-	-	-	-	-	-

Texas Education Agency
 2020-21 Attendance, Graduation, and Dropout Rates (TAPR)
 PALM EL (227901171) - AUSTIN ISD - TRAVIS COUNTY

	State	District	Campus	African American	Hispanic	White	American Indian	Asian	Pacific Islander	Two or More Races	Special Ed	Econ Disadv	EB/EL
Class of 2020	83.5%	91.2%	-	-	-	-	-	-	-	-	-	-	-
Class of 2019	83.5%	90.3%	-	-	-	-	-	-	-	-	-	-	-

Texas Education Agency
 2020-21 Graduation Profile (TAPR)
 PALM EL (227901171) - AUSTIN ISD - TRAVIS COUNTY

	Campus Count	Campus Percent	District Count	State Count
Graduates(2019-20 Annual Graduates)				
Total Graduates	-	-	4,530	360,220
By Ethnicity:				
African American	-	-	343	44,729
Hispanic	-	-	2,337	184,060
White	-	-	1,473	105,215
American Indian	-	-	6	1,226
Asian	-	-	241	17,126
Pacific Islander	-	-	4	557
Two or More Races	-	-	126	7,307
By Graduation Type:				
Minimum H.S. Program	-	-	35	1,512
Recommended H.S. Program/Distinguished Achievement Program	-	-	1	952
Foundation H.S. Program (No Endorsement)	-	-	353	49,535
Foundation H.S. Program (Endorsement)	-	-	125	15,689
Foundation H.S. Program (DLA)	-	-	4,016	292,532
Special Education Graduates				

Texas Education Agency
2020-21 College, Career, and Military Readiness (CCMR) (TAPR)
PALM EL (227901171) - AUSTIN ISD - TRAVIS COUNTY

There is no data for this campus.

Texas Education Agency
2020-21 CCMR-Related Indicators (TAPR)
PALM EL (227901171) - AUSTIN ISD - TRAVIS COUNTY




There is no data for this campus.

Texas Education Agency
2020-21 Other Postsecondary Indicators (TAPR)
PALM EL (227901171) - AUSTIN ISD - TRAVIS COUNTY

There is no data for this campus.

Texas Education Agency
 2020-21 Student Information (TAPR)
 PALM EL (227901171) - AUSTIN ISD - TRAVIS COUNTY

Student Information	Membership				Enrollment			
	Campus		District	State	Campus		District	State
	Count	Percent			Count	Percent		
Total Students	382	100.0%	74,725	5,359,040	383	100.0%	74,871	5,371,586
Students by Grade:								
Early Childhood Education	5	1.3%	0.2%	0.3%	6	1.6%	0.2%	0.4%
Pre-Kindergarten	71	18.6%	4.5%	3.7%	71	18.5%	4.5%	3.7%
Kindergarten	58	15.2%	7.6%	6.7%	58	15.1%	7.6%	6.7%
Grade 1	48	12.6%	7.7%	7.1%	48	12.5%	7.7%	7.1%
Grade 2	46	12.0%	7.6%	7.1%	46	12.0%	7.6%	7.1%
Grade 3	45	11.8%	7.5%	7.1%	45	11.7%	7.5%	7.1%
Grade 4	60	15.7%	7.4%	7.2%	60	15.7%	7.4%	7.2%
Grade 5	49	12.8%	7.3%	7.4%	49	12.8%		7.4%
Grade 6	0	0.0%	7.3%	7.7%	0	0.0%		



Texas Education Agency
2020-21 Student Information (TAPR)
PALM EL (227901171) - AUSTIN ISD - TRAVIS COUNTY

Student Information	Membership				Enrollment			
	Campus		District	State	Campus		District	State
	Count	Percent			Count	Percent		
Homeless	0	0.0%	0.8%	1.1%	0	0.0%	0.8%	1.1%
Immigrant	15	3.9%	6.4%	2.0%	15	3.9%	6.4%	2.0%
Migrant	0	0.0%	0.0%	0.3%	0	0.0%	0.0%	0.3%
Title I	382	100.0%	39.4%	64.5%	383	100.0%	39.4%	64.5%
Military Connected	0	0.0%	0.3%	2.7%	0	0.0%	0.3%	2.7%
At-Risk	229	59.9%	47.2%	49.2%	229	59.8%	47.2%	49.1%
Students by Instructional Program:								
Bilingual/ESL Education	191	50.0%	31.2%	21.0%	191	49.9%	31.2%	20.9%
Gifted and Talented Education	29	7.6%	12.3%	8.3%	29	7.6%	12.3%	8.3%
Special Education	50	13.1%	13.3%	11.1%	51	13.3%	13.4%	11.3%
Students with Disabilities by Type of Primary Disability:								
Total Students with Disabilities	50							
By Type of Primary Disability								
Students with Intellectual Disabilities	18	36.0%	50.1%	42.5%				
Students with Physical Disabilities	19	38.0%	18.3%	21.3%				
Students with Autism	*	*	12.9%	14.1%				
Students with Behavioral Disabilities	**	**	18.3%	20.6%				
Students with Non-Categorical Early Childhood	0	0.0%	0.4%	1.5%				
Mobility (2019-20):								
Total Mobile Students	29	9.8%	14.3%	13.8%				
By Ethnicity:								
African American	1	0.3%	2.0%	2.8%				
Hispanic	27	9.1%	9.3%	7.1%				
White	1	0.3%	2.2%	3.1%				
American Indian	0	0.0%	0.0%	0.1%				
Asian	0	0.0%	0.4%	0.4%				
Pacific Islander	0	0.0%	0.0%	0.0%				
Two or More Races	0	0.0%	0.3%	0.4%				

Texas Education Agency
 2020-21 Staff Information (TAPR)
 PALM EL (227901171) - AUSTIN ISD - TRAVIS COUNTY

Staff Information	----- Campus -----			
	Count/Average	Percent	District	State
Total Staff	42.6	100.0%	100.0%	100.0%
Professional Staff:	35.6	83.6%	64.7%	64.3%
Teachers	31.6	74.2%	50.3%	49.6%
Professional Support	2.0	4.7%	10.9%	10.6%
Campus Administration (School Leadership)	2.0	4.7%	3.0%	3.0%
Educational Aides:	7.0	16.4%	9.3%	10.6%
Librarians and Counselors (Headcount):				
Full-time Librarians	1.0	n/a	97.0	4,290.0
Part-time Librarians	0.0	n/a	12.0	582.0
Full-time Counselors	1.0	n/a	212.0	13,211.0
Part-time Counselors	0.0	n/a	11.0	1,126.0
Total Minority Staff:	32.7	76.8%	56.7%	51.5%
Teachers by Ethnicity:				
African American	1.0	3.2%	5.9%	11.1%
Hispanic	21.7	68.8%	33.4%	28.4%
White	7.9	24.9%	56.3%	56.9%
American Indian	0.0	0.0%	0.3%	0.3%
Asian	0.0	0.0%	2.6%	1.8%
Pacific Islander	0.0	0.0%	0.1%	0.2%
Two or More Races				

Two or More Ra

Texas Education Agency
2020-21 Staff Information (TAPR)
PALM EL (227901171) - AUSTIN ISD - TRAVIS COUNTY

	----- Campus -----			
Staff Information	Count/Average	Percent	District	State

Texas Education Agency
2020-21 Staff Information (TAPR)
PALM EL (227901171) - AUSTIN ISD - TRAVIS COUNTY

- Indicates there are no students in the group.
- * Indicates results are masked due to small numbers to protect student confidentiality.
- ** When only one student disability or assessment group is masked, then the second smallest student disability or assessment group is masked regardless of size.
- n/a Indicates data reporting is not applicable for this group.
- ? Indicates that the data for this item were statistically improbable or were reported outside a reasonable range.

Link to: [PEIMS Financial Standard Reports 2019-20 Financial Actual Report](#)
(To open link in a new window, press the "Ctrl" key and click on the link.)