

2020-21 Texas Academic Performance Report (TAPR)



District Name: AUSTIN ISD

Campus Name: WIDEN EL

Campus Number: 227901175

2021 Accountability Rating: Not Rated: Declared State of Disaster

This page is intentionally blank.



Texas Education Agency
2020-21 STAAR Performance (TAPR)
WIDEN EL (227901175) - AUSTIN ISD - TRAVIS COUNTY


Due to the cancellation of spring 2020 STAAR, 2021 and 2019 STAAR data are shown.

- * Indicates results are masked due to small numbers to protect student confidentiality.
- Indicates there are no students in the group.
- + Indicates that rates for reading and mathematics are based on the cumulative results from the first and second administrations of STAAR.

Texas Education Agency
2018-19 Progress (TAPR)
WIDEN EL (227901175) - AUSTIN ISD - TRAVIS COUNTY

Due to the cancellation of spring 2020 STAAR, 2019 and 2018 progress data are shown.

	School Year	State	District	Campus	African American	Hispanic	White			





Texas Education Agency
2020-21 Bilingual Education/English as a Second Language (Current EB Students/EL) (TAPR)
WIDEN EL (227901175) - AUSTIN ISD - TRAVIS COUNTY

Due to the cancellation of spring 2020 STAAR, 2021 and 2019 STAAR data are shown.

- * Indicates results are masked due to small numbers to protect student confidentiality.
- Indicates there are no students in the group.
- Blank cell indicates there are no data available in the group.

Texas Education Agency
 2020-21 Attendance, Graduation, and Dropout Rates (TAPR)
 WIDEN EL (227901175) - AUSTIN ISD - TRAVIS COUNTY

	State	District	Campus	African American	Hispanic	White	American Indian	Asian	Pacific Islander	Two or More Races	Special Ed	Econ Disadv	EB/EL
Graduates, TxCHSE, and Continuers	93.9%	97.2%	-	-	-	-	-	-	-	-	-	-	-
Class of 2018													
Graduated	92.2%	95.8%	-	-	-	-	-	-	-	-	-	-	-
Received TxCHSE	0.6%	0.7%	-	-	-	-	-	-	-	-	-	-	-
Continued HS	1.1%	0.5%	-	-	-	-	-	-	-	-	-	-	-
Dropped Out	6.1%	3.0%	-	-	-	-	-	-	-	-	-	-	-
Graduates and TxCHSE	92.8%	96.5%	-	-	-	-	-	-	-	-	-	-	-
Graduates, TxCHSE, and Continuers	93.9%	97.0%	-	-	-	-	-	-	-	-	-	-	-
6-Year Extended Longitudinal Rate (Gr 9-12)													
Class of 2018													
Graduated													



Texas Education Agency
2020-21 Attendance, Graduation, and Dropout Rates (TAPR)
WIDEN EL (227901175) - AUSTIN ISD - TRAVIS COUNTY

	State	District	Campus	African American	Hispanic	White	American Indian	Asian	Pacific Islander	Two	



There is no data for this campus.

Texas Education Agency
2020-21 CCMR-Related Indicators (TAPR)
WIDEN EL (227901175) - AUSTIN ISD - TRAVIS COUNTY

There is no data for this campus.


Texas Education Agency
2020-21 Other Postsecondary Indicators (TAPR)
WIDEN EL (227901175) - AUSTIN ISD - TRAVIS COUNTY

There is no data for this campus.

y
 2020-21 Student Information (TAPR)
 WIDEN EL (227901175) - AUSTIN ISD - TRAVIS COUNTY

Student Information	Membership				Enrollment			
	Campus		District	State	Campus		District	State
	Count	Percent			Count	Percent		
Total Students	356	100.0%	74,725	5,359,040	356	100.0%	74,871	5,371,586
Students by Grade:								
Early Childhood Education	0	0.0%	0.2%	0.3%	0	0.0%	0.2%	0.4%
Kindergarten	59	16.6%	7.6%	6.7%	59	16.6%	7.6%	6.7%
Grade 1	55	15.4%	7.7%	7.1%	55	15.4%	7.7%	7.1%

BT/T j h1 J1 j D d 0 J0 j 533.8 40



Texas Education Agency
2020-21 Student Information (TAPR)
WIDEN EL (227901175) - AUSTIN ISD - TRAVIS COUNTY





Texas Education Agency
2020-21 Staff Information (TAPR)
WIDEN EL (227901175) - AUSTIN ISD - TRAVIS COUNTY

Staff Information	----- Campus -----			
	Count/Average	Percent	District	State
Total Staff	56.0	100.0%	100.0%	100.0%
Professional Staff:	43.0	76.8%	64.7%	64.3%
Teachers	37.0	66.1%	50.3%	49.6%
Professional Support	4.0	7.1%	10.9%	10.6%
Campus Administration (School Leadership)	2.0	3.6%	3.0%	3.0%
Educational Aides:	13.0	23.2%	9.3%	10.6%
Librarians and Counselors (Headcount):				
Full-time Librarians	1.0	n/a	97.0	4,290.0
Part-time Librarians	0.0	n/a	12.0	582.0
Full-time Counselors	1.0	n/a	212.0	13,211.0
Part-time Counselors	0.0	n/a	11.0	1,126.0
Total Minority Staff:	38.0	67.9%	56.7%	51.5%
Teachers by Ethnicity:				
African American	5.0	13.5%	5.9%	11.1%
Hispanic	19.0	51.4%	33.4%	28.4%
White	13.0	35.1%	56.3%	56.9%
American Indian	0.0	0.0%	0.3%	0.3%
Asian	0.0	0.0%	2.6%	1.8%
Pacific Islander	0.0	0.0%	0.1%	0.2%
Two or More Races	0.0	0.0%	1.3%	1.2%
Teachers by Sex:				
Males	6.0	16.2%	25.6%	23.8%
Females	31.0	83.8%	74.4%	76.2%
Teachers by Highest Degree Held:				
No Degree	0.0	0.0%	0.8%	1.2%
Bachelors	28.0	75.7%	68.8%	73.0%
Masters	9.0	24.3%	29.6%	25.0%
Doctorate	0.0	0.0%	0.7%	0.7%
Teachers by Years of Experience:				
Beginning Teachers	1.0	2.7%	6.3%	6.7%
1-5 Years Experience	12.0	32.4%	30.0%	27.8%
6-10 Years Experience	8.0	21.6%	21.3%	20.3%
11-20 Years Experience	11.0	29.7%	26.9%	29.1%
21-30 Years Experience	5.0	13.5%	12.3%	13.0%
Over 30 Years Experience	0.0	0.0%	3.3%	3.1%

Texas Education Agency
2020-21 Staff Information (TAPR)
WIDEN EL (227901175) - AUSTIN ISD - TRAVIS COUNTY

	----- Campus -----			
Staff Information	Count/Average	Percent	District	State
Number of Students per Teacher	9.6	n/a	13.6	14.5

Staff Information	Campus	District	State
Experience of Campus Leadership:			
Average Years Experience of Principals	11.0	6.4	6.4
Average Years Experience of Principals with District	11.0	6.1	5.5
Average Years Experience of Assistant Principals	7.0	5.5	5.5
Average Years Experience of Assistant Principals with District	7.0	5.1	4.8
Average Years Experience of Teachers:			
Average Years Experience of Teachers	10.6	10.7	11.2
Average Years Experience of Teachers with District:	7.8	8.3	7.2
Average Teacher Salary by Years of Experience (regular duties only):			
Beginning Teachers	\$51,000	\$51,231	\$50,849
1-5 Years Experience	\$54,478	\$53,287	\$53,288
6-10 Years Experience	\$55,735	\$54,961	\$56,282
11-20 Years Experience	\$56,571	\$56,111	\$59,900
21-30 Years Experience	\$62,335	\$61,468	\$64,637
Over 30 Years Experience	-	\$70,749	\$69,974
Average Actual Salaries (regular duties only):			
Teachers	\$56,340	\$55,849	\$57,641
Professional Support	\$56,255	\$70,375	\$68,030
Campus Administration (School Leadership)	\$88,560	\$87,650	\$83,424
Instructional Staff Percent:			
	n/a	62.0%	64.6%
Contracted Instructional Staff (not incl. above):			
	0.0	12.0	5,731.4

	----- Campus -----			
Program Information	Count	Percent	District	State
Teachers by Program (population served):				
Bilingual/ESL Education	16.7			

WIDEN EL