

2020-21 Texas Academic Performance Report (TAPR)

District Name: AUSTIN ISD

Campus Name: DAVIS EL



Campus Number: 227901179

2021 Accountability Rating: Not Rated: Declared State of Disaster

Texas Education Agency
2020-21 STAAR Performance (TAPR)
DAVIS EL (227901179) - AUSTIN ISD - TRAVIS COUNTY

Due to the cancellation of spring 2020 STAAR, 2021 and 2019 STAAR data are shown.

	School Year	State	District	Campus	African American	Hispanic	White	American Indian	Asian	Pacific Islander	Two or More Races	Special Ed (Current)	Special Ed (Former)	Continu-	
--	-------------	-------	----------	--------	------------------	----------	-------	-----------------	-------	------------------	-------------------	----------------------	---------------------	----------	--




Texas Education Agency
2020-21 STAAR Performance (TAPR)
DAVIS EL (227901179) - AUSTIN ISD - TRAVIS COUNTY

Due to the cancellation of spring 2020 STAAR, 2021 and 2019 STAAR data are shown.

- * Indicates results are masked due to small numbers to protect student confidentiality.
- Indicates there are no students in the group.
- + Indicates that rates for reading and mathematics are based on the cumulative results from the first and second administrations of STAAR.

Texas Education Agency
2020-21 Bilingual Education/English as a Second Language (Current EB Students/EL) (TAPR)
DAVIS EL (227901179) - AUSTIN ISD - TRAVIS COUNTY

Due to the cancellation of spring 2020 STAAR, 2021 and 2019 STAAR data are shown.



Texas Education Agency
2020-21 Bilingual Education/English as a Second Language (Current EB Students/EL) (TAPR)
DAVIS EL (227901179) - AUSTIN ISD - TRAVIS COUNTY

Due to the cancellation of spring 2020 STAAR, 2021 and 2019 STAAR data are shown.

- * Indicates results are masked due to small numbers to protect student confidentiality.
- Indicates there are no students in the group.
- Blank cell indicates there are no data available in the group.

[Redacted text block]

[Redacted text block]

[Redacted text block]

[Redacted text block]

[Redacted text block]

[Redacted text block]

[Redacted text block]

[Redacted text block]

[Redacted text block]

[Redacted text block]

Texas Education Agency
 2020-21 Attendance, Graduation, and Dropout Rates (TAPR)
 DAVIS EL (227901179) - AUSTIN ISD - TRAVIS COUNTY

	State	District	Campus	African American	Hispanic	White	American Indian	Asian	Pacific Islander	Two or More Races		

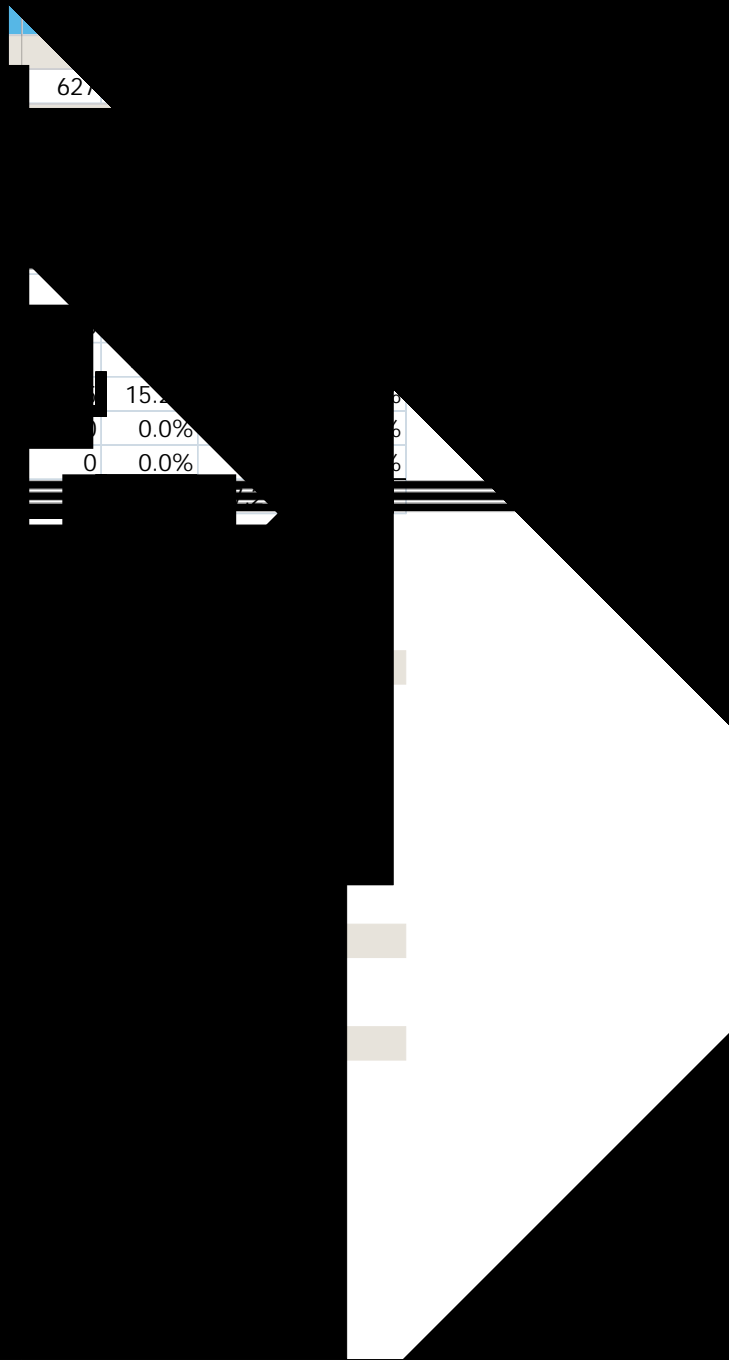

Texas Education Agency
 2020-21 Graduation Profile (TAPR)
 DAVIS EL (227901179) - AUSTIN ISD - TRAVIS COUNTY

	Campus Count	Campus Percent	District Count	State Count
Graduatesf(2019-20 Annual Graduates)				
Total Graduates	-	-	4,530	360,220
By Ethnicity:				
African American	-	-	343	44,729
Hispanic	-	-	2,337	184,060
White	-	-	1,473	105,215
American Indian	-	-	6	1,226
Asian	-	-	241	17,126
Pacific Islander	-	-	4	557
Two or More Races	-	-	126	7,307

There is no data for this campus.

Texas Education Agency
2020-21 Other Postsecondary Indicators (TAPR)
DAVIS EL (227901179) - AUSTIN ISD - TRAVIS COUNTY

There is no data for this campus.



Texas Education Agency
2020-21 Student Information (TAPR)
DAVIS EL (227901179) - AUSTIN ISD - TRAVIS COUNTY

Student Information	Membership				Enrollment			
	Campus		District	State	Campus		District	State
	Count	Percent			Count	Percent		
Homeless	3	0.5%	0.8%	1.1%	3	0.5%	0.8%	1.1%
Immigrant	51	8.1%	6.4%	2.0%	51	8.1%	6.4%	2.0%
Migrant	0	0.0%	0.0%	0.3%	0	0.0%	0.0%	0.3%
Title I	3	0.5%	39.4%	64.5%	3	0.5%	39.4%	64.5%
Military Connected	0	0.0%	0.3%	2.7%	0	0.0%	0.3%	2.7%
At-Risk	150	23.9%	47.2%	49.2%	150	23.9%	47.2%	49.1%
Students by Instructional Program:								
Bilingual/ESL Education	117	18.7%	31.2%	21.0%	117	18.7%	31.2%	20.9%
Gifted and Talented Education	57	9.1%	12.3%	8.3%	57	9.1%	12.3%	8.3%
Special Education	86	13.7%	13.3%	11.1%	86	13.7%	13.4%	11.3%
Students with Disabilities by Type of Primary Disability:								
Total Students with Disabilities	86							
By Type of Primary Disability								
Students with Intellectual Disabilities	36	41.9%	50.1%	42.5%				
Students with Physical Disabilities	13	15.1%	18.3%	21.3%				
Students with Autism	24	27.9%	12.9%	14.1%				
Students with Behavioral Disabilities	**	**	18.3%	20.6%				
Students with Non-Categorical Early Childhood	*	*	0.4%	1.5%				
Mobility (2019-20):								
Total Mobile Students	60	10.1%	14.3%	13.8%				

Texas Education Agency
2020-21 Student Information (TAPR)
DAVIS EL (227901179) - AUSTIN ISD - TRAVIS COUNTY

Student Information	--Non-Special Education Rates--			---Special Education Rates---		
	Campus	District	State	Campus	District	State
Retention Rates by Grade:						
Kindergarten	0.0%	0.9%	1.4%	0.0%	2.2%	4.8%
Grade 1	0.0%	0.6%	1.9%	0.0%	2.1%	3.2%
Grade 2	0.0%	0.5%	1.0%	0.0%	0.5%	1.4%
Grade 3	0.0%	0.2%	0.5%	0.0%	0.2%	0.6%
Grade 4	0.0%	0.1%	0.3%	0.0%	0.6%	0.4%
Grade 5	0.0%	0.1%	0.2%	0.0%	0.5%	0.3%
Grade 6	-	0.0%	0.2%	-	0.0%	0.3%
Grade 7	-	0.2%	0.3%	-	0.0%	0.3%
Grade 8	-	0.0%	0.2%	-	0.0%	0.4%
Grade 9	-	2.3%	4.7%	-	6.9%	7.8%

Class Size Averages by Grade and Subject
(Derived from teacher responsibility records):

Class Size Information	Campus	District	State
Elementary:			
Kindergarten	17.9	17.1	17.7
Grade 1	15.8	17.4	18.0
Grade 2	17.1	16.4	18.0
Grade 3	16.5	16.4	18.2
Grade 4	17.3	17.0	18.3
Grade 5	21.9	21.0	19.8
Grade 6	-	19.5	19.4
Secondary:			
English/Language Arts	-	15.8	15.7
Foreign Languages	-	18.9	17.8
Mathematics	-	17.2	16.9
Science	-	19.0	17.9
Social Studies	-	18.2	18.3



Texas Education Agency
 2020-21 Staff Information (TAPR)
 DAVIS EL (227901179) - AUSTIN ISD - TRAVIS COUNTY

Staff Information	----- Campus -----		District	State
	Count/Average	Percent		
Number of Students per Teacher	12.2	n/a	13.6	14.5



