

2020-21 Texas Academic Performance Report (TAPR)

District Name: AUSTIN ISD


Campus Name: MILLS EL

Campus Number: 227901181

2021 Accountability Rating: Not Rated: Declared State of Disaster

This page is intentionally blank.

Texas Education Agency
2020-21 STAAR Performance (TAPR)
MILLS EL (227901181) - AUSTIN ISD - TRAVIS COUNTY



Texas Education Agency
2018-19 Progress (TAPR)
MILLS EL (227901181) - AUSTIN ISD - TRAVIS COUNTY



Texas Education Agency
2020-21 Bilingual Education/English as a Second Language (Current EB Students/EL) (TAPR)
MILLS EL (227901181) - AUSTIN ISD - TRAVIS COUNTY

Due to the cancellation of spring 2020 STAAR, 2021 and 2019 STAAR data are shown.

School Year	State	District	Campus
-------------	-------	----------	--------

Texas Education Agency
2020-21 Bilingual Education/English as a Second Language (Current EB Students/EL) (TAPR)
MILLS EL (227901181) - AUSTIN ISD - TRAVIS COUNTY




Due to the cancellation of spring 2020 STAAR, 2021 and 2019 STAAR data are shown.

- * Indicates results are masked due to small numbers to protect student confidentiality.
- Indicates there are no students in the group.
- Blank cell indicates there are no data available in the group.

Texas Education Agency
 2020-21 STAAR Participation (TAPR)
 MILLS EL (227901181) - AUSTIN ISD - TRAVIS COUNTY

Due to the cancellation of spring 2020 STAAR, 2021 and 2019 STAAR data are shown.

	State	District	Campus	African American	Hispanic	White	American Indian	Asian	Pacific Islander	Two or More Races	Special Ed (Current)	Special Ed (Former)	Continuously Enrolled	Non-Continuously Enrolled	Econ Disadv	EB/EL (Current & Monitored)
2021 STAAR Participation (All Grades)																



Texas Education Agency
 2020-21 Attendance, Graduation, and Dropout Rates (TAPR)
 MILLS EL (227901181) - AUSTIN ISD - TRAVIS COUNTY

	State	District	Campus	African American	Hispanic	White	American Indian	Asian	Pacific Islander	Two or More Races	Special Ed	Econ Disadv	EB/EL
Class of 2020	83.5%	91.2%	-	-	-								

There is no data for this campus.

Texas Education Agency
2020-21 CCMR-Related Indicators (TAPR)
MILLS EL (227901181) - AUSTIN ISD - TRAVIS COUNTY

There is no data for this campus.

Texas Education Agency
2020-21 Other Postsecondary Indicators (TAPR)
MILLS EL (227901181) - AUSTIN ISD - TRAVIS COUNTY

There is no data for this campus.

Texas Education Agency
 2020-21 Student Information (TAPR)
 MILLS EL (227901181) - AUSTIN ISD - TRAVIS COUNTY

Student Information	Membership				Enrollment		
	Campus		District	State	Campus		
	Count	Percent			Count	Percent	

--	--	--	--	--	--	--	--

--	--	--	--	--	--	--	--

--	--	--	--	--	--	--	--

--	--	--	--	--	--	--	--

--	--	--	--	--	--	--	--

Texas Education Agency
 2020-21 Student Information (TAPR)
 MILLS EL (227901181) - AUSTIN ISD - TRAVIS COUNTY


Student Information	Membership				Enrollment			
	Campus		District	State	Campus		District	State
	Count	Percent			Count	Percent		
Homeless	2	0.3%	0.8%	1.1%	2	0.3%	0.8%	1.1%
Immigrant	33	4.4%	6.4%	2.0%	33	4.4%	6.4%	2.0%
Migrant	0	0.0%	0.0%	0.3%	0	0.0%	0.0%	0.3%
Title I	2	0.3%	39.4%	64.5%	2	0.3%	39.4%	64.5%
Military Connected	2	0.3%	0.3%	2.7%	2	0.3%	0.3%	2.7%
At-Risk	133	17.7%	47.2%	49.2%	133	17.8%	47.2%	49.1%
Students by Instructional Program:								
Bilingual/ESL Education	75	10.1%	31.2%	21.0%	75	10.1%	31.2%	20.9%
Gifted and Talented Education	56	7.5%	12.3%	8.3%	56	7.5%	12.3%	8.3%
Special Education	96	12.7%	31.4%	11.1%	96	12.7%	31.4%	11.1%
Students with Disabilities by Type								

Texas Education Agency
 2020-21 Student Information (TAPR)
 MILLS EL (227901181) - AUSTIN ISD - TRAVIS COUNTY

Student Information	--Non-Special Education Rates--			---Special Education Rates---		
	Campus	District	State	Campus	District	State
Retention Rates by Grade:						
Kindergarten	1.0%	0.9%	1.4%	12.5%	2.2%	4.8%
Grade 1	1.0%	0.6%	1.9%	5.0%	2.1%	3.2%
Grade 2	1.8%	0.5%	1.0%	0.0%	0.5%	1.4%
Grade 3	0.0%	0.2%	0.5%	0.0%	0.2%	0.6%

Texas Education Agency
 2020-21 Staff Information (TAPR)
 MILLS EL (227901181) - AUSTIN ISD - TRAVIS COUNTY

Staff Information	----- Campus -----			
	Count/Average	Percent	District	State
Total Staff	67.2	100.0%	100.0%	100.0%
Professional Staff:	58.2	86.6%	64.7%	64.3%
Teachers	53.2	79.2%	50.3%	49.6%
Professional Support	2.5	3.7%	10.9%	10.6%
Campus Administration (School Leadership)	2.5	3.7%	3.0%	3.0%
Educational Aides:	9.0	13.4%	9.3%	10.6%
Librarians and Counselors (Headcount):				
Full-time Librarians	1.0	n/a	97.0	4,290.0
Part-time Librarians	0.0	n/a	12.0	582.0
Full-time Counselors	1.0	n/a	212.0	13,211.0
Part-time Counselors	1.0	n/a	11.0	1,126.0
Total Minority Staff:	14.7	21.9%	56.7%	51.5%
Teachers by Ethnicity:				
African American	0.0	0.0%	5.9%	11.1%
Hispanic	7.7	14.5%	33.4%	28.4%
White	43.5	81.8%	56.3%	56.9%
American Indian	0.0	0.0%	0.3%	0.3%
Asian	1.0	1.9%		





Texas Education Agency
2020-21 Staff Information (TAPR)
MILLS EL (227901181) - AUSTIN ISD - TRAVIS COUNTY

- Indicates there are no students in the group.
- * Indicates results are masked due to small numbers to protect student confidentiality.
- ** When only one student disability or assessment group is masked, then the second smallest student disability or assessment group is masked regardless of size.
- n/a Indicates data reporting is not applicable for this group.
- ? Indicates that the data for this item were statistically improbable or were reported outside a reasonable range.

Link to: [PEIMS Financial Standard Reports 2019-20 Financial Actual Report](#)
(To open link in a new window, press the "Ctrl" key and click on the link.)