

2020-21 Texas Academic Performance Report (TAPR)

District Name: AUSTIN ISD

Campus Name: OVERTON EL

Campus Number: 227901189


2021 Accountability Rating: Not Rated: Declared State of Disaster

This page is intentionally blank.



TAAR data are shown.




		School Year	State	District	Campus	African American	Hispanic	White	American Indian	Asian	Pacific Islander	Two or More Race	8.86	44.2	0.14	re B*	0	1	J	1	j	0	0	J	0	j	429.5	(More)	Tj	ET	B
[Redacted]																															



Texas Education Agency
2020-21 STAAR Performance (TAPR)
OVERTON EL (227901189) - AUSTIN ISD - TRAVIS COUNTY

Due to the cancellation of spring 2020 STAAR, 2021 and 2019 STAAR data are shown.

	School Year	State	District	Campus	African American	Hispanic	White	American Indian	Asian	Pacific Islander	Two or More Races	Special Ed (Current)	Special Ed (Former)	Continuously Enrolled	Non-Continuously Enrolled		
--	-------------	-------	----------	--------	------------------	----------	-------	-----------------	-------	------------------	-------------------	----------------------	---------------------	-----------------------	---------------------------	--	--



Texas Education Agency
2020-21 STAAR Performance (TAPR)



Texas Education Agency
2020-21 Bilingual Education/English as a Second Language (Current EB Students/EL) (TAPR)
OVERTON EL (227901189) - AUSTIN ISD - TRAVIS COUNTY

Due to the cancellation of spring 2020 STAAR, 2021 and 2019 STAAR data are shown.

- * Indicates results are masked due to small numbers to protect student confidentiality.
- Indicates there are no students in the group.
- Blank cell indicates there are no data available in the group.

Texas Education Agency
 2020-21 Attendance, Graduation, and Dropout Rates (TAPR)
 OVERTON EL (227901189) - AUSTIN ISD - TRAVIS COUNTY

	State	District	Campus	African American	Hispanic	White	American Indian	Asian	Pacific Islander	Two or More Races	Special Ed	Econ Disadv	EB/EL
Class of 2020	83.5%	91.2%	-	-	-	-	-	-	-	-	-	-	-
Class of 2019	83.5%	90.3%	-	-	-	-	-	-	-	-	-	-	-
RHSP/DAP/FHSP-E/FHSP-DLA Graduates (Longitudinal Rate)													
Class of 2020	87.8%	93.7%	-	-	-	-	-	-	-	-	-	-	-
Class of 2019	87.6%	92.3%	-	-	-	-	-	-	-	-	-	-	-
RHSP/DAP Graduates (Annual Rate)													
2019-20	38.6%	2.8%	-	-	-	-	-	-	-	-	-	-	-
2018-19	32.7%	6.4%	-	-	-	-	-	-	-	-	-	-	-
FHSP-E Graduates (Annual Rate)													
2019-20	4.4%	2.8%	-	-	-	-	-	-	-	-	-	-	-
2018-19	4.4%	2.0%	-	-	-	-	-	-	-	-	-	-	-
FHSP-DLA Graduates (Annual Rate)													
2019-20	81.8%	89.4%	-	-	-	-	-	-	-	-	-	-	-
2018-19	82.1%	88.2%	-	-	-	-	-	-	-	-	-	-	-

 Graduates

 (Annual

Texas Education Agency
 2020-21 Graduation Profile (TAPR)
 OVERTON EL (227901189) - AUSTIN ISD - TRAVIS COUNTY

	Campus Count	Campus Percent	District Count	State Count
Graduatesf(2019-20 Annual Graduates)				
Total Graduates	-	-	4,530	360,220
By Ethnicity:				
African American	-	-	343	44,729
Hispanic	-	-	2,337	184,060
White	-	-	1,473	105,215
American Indian	-	-	6	1,226
Asian	-	-	241	17,126
Pacific Islander	-	-	4	557
Two or More Races	-	-	126	7,307
By Graduation Type:				
Minimum H.S. Program	-	-	35	1,512
Recommended H.S. Program/Distinguished Achievement Program	-	-	1	952
Foundation H.S. Program (No Endorsement)	-	-	353	49,535
Foundation H.S. Program (Endorsement)	-	-	125	15,689
Foundation H.S. Program (DLA)	-	-	4,016	292,532
Special Education Graduates	-	-	440	29,018
Economically Disadvantaged Graduates	-	-	1,836	187,187
Emergent Bilingual (EB)/English Learner (EL) Graduates	-	-	561	29,639
At-Risk Graduates	-	-	1,588	148,836

There is no data for this campus.

Texas Education Agency
2020-21 CCMR-Related Indicators (TAPR)
OVERTON EL (227901189) - AUSTIN ISD - TRAVIS COUNTY



There is no data for this campus.

Texas Education Agency
2020-21 Other Postsecondary Indicators (TAPR)
OVERTON EL (227901189) - AUSTIN ISD - TRAVIS COUNTY

There is no data for this campus.

Texas Education Agency
 2020-21 Student Information (TAPR)
 OVERTON EL (227901189) - AUSTIN ISD - TRAVIS COUNTY

Student Information	Membership				Enrollment			
	Campus		District	State	Campus		District	State
	Count	Percent			Count	Percent		
Total Students	454	100.0%	74,725	5,359,040	454	100.0%	74,871	5,371,586
Students by Grade:								



Texas Education Agency
 2020-21 Student Information (TAPR)
 OVERTON EL (227901189) - AUSTIN ISD - TRAVIS COUNTY

Student Information	Membership				Enrollment			
	Campus		District	State	Campus		District	State
	Count	Percent			Count	Percent		
Homeless	1	0.2%	0.8%	1.1%	1	0.2%	0.8%	1.1%
Immigrant	63	13.9%	6.4%	2.0%	63	13.9%	6.4%	2.0%
		0.0%	0.0%	0.3%	0	0.0%	0.0%	0.3%
Title I	454	100.0%	39.4%	64.5%	454	100.0%	39.4%	64.5%
Military Connected	0	0.0%	0.3%	2.7%	0	0.0%	0.3%	2.7%
At-Risk	360	79.3%	47.2%	49.2%	360	79.3%	47.2%	49.1%
Students by Instructional Program:								
Bilingual/ESL Education	325	71.6%	31.2%	21.0%	325	71.6%	31.2%	20.9%
Gifted and Talented Education	28	6.2%	12.3%	8.3%	28	6.2%	12.3%	8.3%
Special Education	61	13.4%	13.3%	11.1%	61	13.4%	13.4%	11.3%
Students with Disabilities by Type oT BT /TT3 9.ne								

Texas Education Agency
 2020-21 Student Information (TAPR)
 OVERTON EL (227901189) - AUSTIN ISD - TRAVIS COUNTY

Student Information	--Non-Special Education Rates--			---Special Education Rates---		
	Campus	District	State	Campus	District	State
Retention Rates by Grade:						
Kindergarten	0.0%	0.9%	1.4%	0.0%	2.2%	4.8%
Grade 1	0.0%	0.6%	1.9%	0.0%	2.1%	3.2%
Grade 2	0.0%	0.5%	1.0%	0.0%	0.5%	1.4%
Grade 3	1.8%	0.2%	0.5%	0.0%	0.2%	0.6%
Grade 4	0.0%	0.1%	0.3%	0.0%	0.6%	0.4%
Grade 5	0.0%	0.1%	0.2%	0.0%	0.5%	0.3%
Grade 6	-	0.0%	0.2%	-	0.0%	0.3%
Grade 7	-	0.2%	0.3%	-	0.0%	0.3%
Grade 8	-	0.0%	0.2%	-	0.0%	0.4%
Grade 9	-	2.3%	4.7%	-	6.9%	7.8%

Class Size Averages by Grade and Subject
 (Derived from teacher responsibility records):

Class Size Information	Campus	District

--	--	--

Texas Education Agency
 2020-21 Staff Information (TAPR)
 OVERTON EL (227901189) - AUSTIN ISD - TRAVIS COUNTY

	----- Campus -----			
Staff Information	Count/Average	Percent	District	State
Number of Students per Teacher	11.4	n/a	13.6	14.5

Staff Information	Campus	District	State
Experience of Campus			

Texas Education Agency
2020-21 Staff Information (TAPR)
OVERTON EL (227901189) - AUSTIN ISD - TRAVIS COUNTY

- Indicates there are no students in the group.
- * Indicates results are masked due to small numbers to protect student confidentiality.
- ** When only one student disability or assessment group is masked, then the second smallest student disability or assessment group is masked regardless of size.
- n/a Indicates data reporting is not applicable for this group.
- ? Indicates that the data for this item were statistically improbable or were reported outside a reasonable range.