

2021-22 Texas Academic Performance Report (TAPR)

District Name: AUSTIN ISD

Campus Name: NAVARRO EARLY COLLEGE H S

Campus Number: 227901004

2022 Accountability Rating: B

Distinction Designations:

Academic Achievement in ELA/Reading

Postsecondary Readiness

This page is intentionally blank.

Texas Education Agency
2021-22 STAAR Performance (TAPR)
NAVARRO EARLY COLLEGE H S (227901004) - AUSTIN ISD - TRAVIS COUNTY

School
Year

State

District

Campus

African
American

Hispanic

White

American
Indian


Asian

Pacific
Islander

Two
or
More
Races

Texas Education Agency
2021-22 Progress (TAPR)
NAVARRO EARLY COLLEGE H S (227901004) - AUSTIN ISD - TRAVIS COUNTY

Due to the cancellation of spring 2020 STAAR, 2022 and 2019 progress data are shown.



Texas Education Agency
 2021-22 Bilingual Education/English as a Second Language (Current EB Students/EL) (TAPR)
 NAVARRO EARLY COLLEGE H S (227901004) - AUSTIN ISD - TRAVIS COUNTY

Due to the cancellation of spring 2020 STAAR, 2022 and 2019 School progress and STAAR progress measure data are shown.

	School Year	State	District	Campus	Total Bilingual Education	BE-Trans Early Exit	BE-Trans Late Exit	BE-Dual Two-Way	BE-Dual One-Way	ALP Bilingual (Exception)	Total ESL	ESL Content-Based	ESL					
--	-------------	-------	----------	--------	---------------------------	---------------------	--------------------	-----------------	-----------------	---------------------------	-----------	-------------------	-----	--	--	--	--	--

--	--	--	--	--	--	--	--	--	--	--	--	--	--	--	--	--	--	--

--	--	--	--	--	--	--	--	--	--	--	--	--	--	--	--	--	--	--

--	--	--	--	--	--	--	--	--	--	--	--	--	--	--	--	--	--	--

--	--	--	--	--	--	--	--	--	--	--	--	--	--	--	--	--	--	--

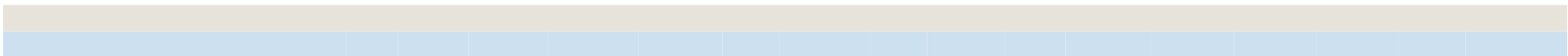
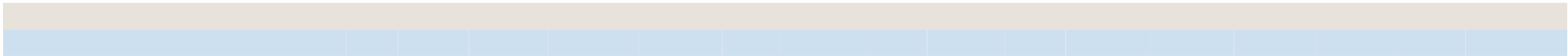

--	--	--	--	--	--	--	--	--	--	--	--	--	--	--	--	--	--	--

Texas Education Agency
 2021-22 Bilingual Education/English as a Second Language (Current EB Students/EL) (TAPR)
 NAVARRO EARLY COLLEGE H S (227901004) - AUSTIN ISD - TRAVIS COUNTY

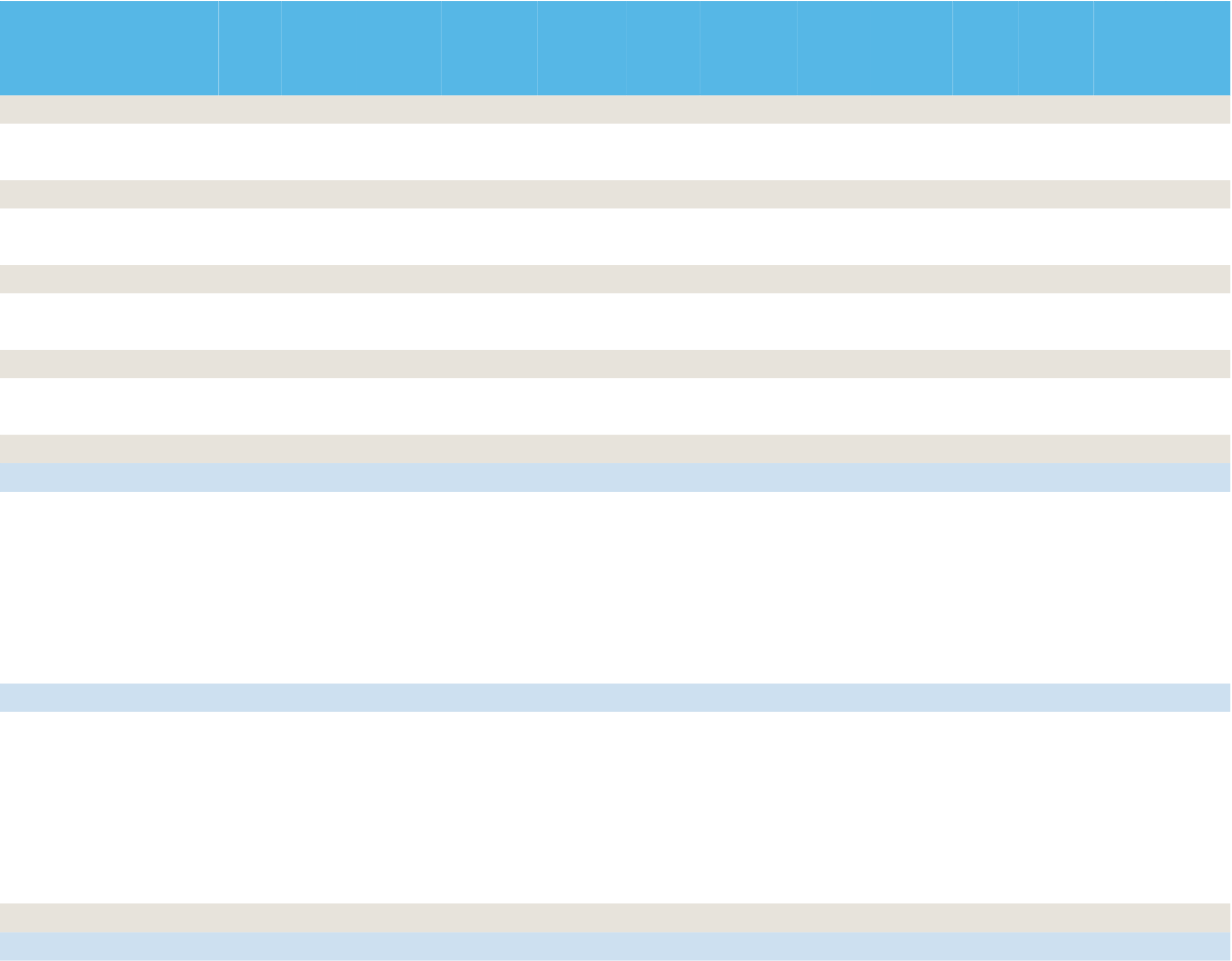
Due to the cancellation of spring 2020 STAAR, 2022 and 2019 School progress and STAAR progress measure data are shown.

	School Year	State	District	Campus	Total Bilingual Education	BE-Trans Early Exit	BE-Trans Late Exit	BE-Dual Two-Way	BE-Dual One-Way	ALP Bilingual (Exception)	Total ESL	ESL Content-Based	ESL Pull-Out	ALP ESL (Waiver)	EB/EL with Parental Denial	Never EB/EL	Total EB/EL (Current)	Monitored & Former EB/EL
At Meets Grade Level or Above	2022	50%	53%	49%	-	-	-	-	-	-	33%	-	32%	*	*	63%	32%	88%
	2021	49%	58%	47%	-	-	-	-	-	-	25%	-	25%	-	20%	69%	25%	67%
At Masters Grade Level	2022	30%	35%	22%	-	-	-	-	-	-	10%	-	10%	*	*	32%	10%	49%
	2021	29%	39%	15%	-	-	-	-	-	-	7%	-	7%	-	20%	27%	7%	16%
School Progress Domain - Academic Growth Score																		
All Grades Both Subjects	2022	74%	76%	63%	64%	-	-	58%	-	79%	64%	-	64%	*	*	59%	62%	78%
	2019	69%	68%	69%	-	-	-	-	-	-	63%	-	63%	-	-	-	-	63%
All Grades ELA/Reading	2022	78%	78%	70%	88%	-	-	*	-	83%	71%	-	71%	*	*	71%	68%	79%
	2019	68%	68%	60%	-	-	-	-	-	-	55%	-	55%	-	-	-	54%	-
All Grades Mathematics	2022	69%	73%	47%	53%	-	-	53%	-	*	47%	-	47%	-	*	35%	49%	67%
	2019	70%	68%	80%	-	-	-	-	-	-	73%	-	73%	-	-	-	73%	-



*



Texas Education Agency
2021-22 Attendance, Graduation, and Dropout Rates (TAPR)



Texas Education Agency
2021-22 Attendance, Graduation, and Dropout Rates (TAPR)
NAVARRO EARLY COLLEGE H S (227901004) - AUSTIN ISD - TRAVIS COUNTY



Texas Education Agency
 2021-22 Attendance, Graduation, and Dropout Rates (TAPR)
 NAVARRO EARLY COLLEGE H S (227901004) - AUSTIN ISD - TRAVIS COUNTY

	State	District	Campus	African American	Hispanic	White	American Indian	Asian	Pacific Islander	Two or More Races	Special Ed	Econ Disadv	EB/EL
Class of 2021	81.9%	89.7%	67.1%	56.3%	67.1%	*	-	80.0%	-	*	28.2%	65.4%	62.4%
Class of 2020	83.5%	91.2%	79.0%	75.0%	79.9%	66.7%	-	100.0%	-	*	35.5%	76.4%	65.6%
RHSP/DAP/FHSP-E/FHSP-DLA Graduates (Longitudinal Rate)													
Class of 2021	85.7%	92.0%	68.3%	68.8%	67.6%	*	-	80.0%	-	*	33.3%	67.0%	63.2%
Class of 2020	87.8%	93.7%	79.8%	75.0%	80.4%	66.7%	-	100.0%	-	*	38.7%	77.4%	65.6%
RHSP/DAP Graduates (Annual Rate)													
2020-21	43.8%	0.0%	-	-	-	-	-	-	-	-	-	-	-
2019-20	38.6%	2.8%	*	-	*	-	-	-	-	-	-	-	-
FHSP-E Graduates (Annual Rate)													
2020-21	3.8%	2.7%	0.8%	12.5%	0.0%	*	-	0.0%	-	*	5.0%	1.0%	0.0%
2019-20	4.4%	2.8%	0.8%	0.0%	0.4%	0.0%	-	0.0%	-	*	3.2%	1.0%	0.0%
FHSP-DLA Graduates (Annual Rate)													
2020-21	80.4%	87.5%	67.8%	56.3%	67.7%	*	-	83.3%	-	*	30.0%	65.6%	63.6%
2019-20	81.8%	89.4%	77.5%	66.7%	80.3%	50.0%	-	80.0%	-	*	35.5%	75.0%	63.1%
RHSP/DAP/FHSP-E/FHSP-DLA Graduates (Annual Rate)													
2020-21	84.1%	89.8%	68.6%	68.8%	67.7%	*	-	83.3%	-	*	35.0%	66.7%	63.6%
2019-20	85.8%	91.4%	78.0%	66.7%	80.4%	50.0%	-	80.0%	-	*	38.7%	76.0%	63.1%

Texas Education Agency
2021-22 Graduation Profile (TAPR)
NAVARRO EARLY COLLEGE H S (227901004) - AUSTIN ISD - TRAVIS COUNTY

	Campus Count	Campus Percent	District Count	State Count

Texas Education Agency
 2021-22 College, Career, and Military Readiness (CCMR) (TAPR)
 NAVARRO EARLY COLLEGE H S (227901004) - AUSTIN ISD - TRAVIS COUNTY

Academic Year	State	District	Campus	African American	Hispanic	White	American Indian	Asian	Pacific Islander	Two or More Races	Special Ed	Econ Disadv	EB/EL
2020-21	18.4%	8.7%	4.9%	0.0%	5.1%	*	-	16.7%	-	*	2.5%	5.7%	4.2%
2019-20	13.2%	11.4%	8.5%	0.0%	9.4%	0.0%	-	20.0%	-	*	6.5%	9.8%	5.8%
Graduates with Level I or Level II Certificate (Annual Graduates)													
2020-21	0.7%	0.5%	4.5%	0.0%	5.1%	*	-	0.0%	-	*	0.0%	5.2%	5.1%
2019-20	0.7%	0.6%	9.3%	0.0%	10.7%	0.0%	-	0.0%	-	*	0.0%	10.3%	2.9%
Graduate with Completed IEP and Workforce Readiness (Annual Graduates)													
2020-21	2.4%	3.2%	7.3%	31.3%	6.0%	*	-	0.0%	-	*	45.0%	8.9%	9.3%
2019-20	2.4%	2.9%	2.7%	5.6%	2.7%	0.0%	-	0.0%	-	*	22.6%	2.9%	2.9%
Graduates Under an Advanced Diploma Plan and Identified as a Current Special Education Student (Annual Graduates)													
2020-21	4.4%	5.6%	5.7%	18.8%	5.1%	*	-	0.0%	-	*	35.0%	5.7%	5.9%
2019-20	3.7%	5.4%	4.6%	11.1%	3.6%	10.0%	-	20.0%	-	*	38.7%	4.4%	2.9%

All Subjects

2021



Texas Education Agency
 2021-22 CCMR-Related Indicators (TAPR)
 NAVARRO EARLY COLLEGE H S (227901004) - AUSTIN ISD - TRAVIS COUNTY

	Academic Year	State	District	Campus	African American	Hispanic	White	American Indian	Asian	Pacific Islander	Two or More Races	Special Ed	Econ Disadv	EB/EL
Social Studies	2021	42.2%	67.8%	5.3%	-	5.9%	-	-	*	-	-	-	7.1%	0.0%
	2020	52.3%	74.6%	5.6%	*	3.1%	-	-	*	-	-	-	6.3%	0.0%
SAT/ACT Results (Annual														

Texas Education Agency
2021-22 Other Postsecondary Indicators (TAPR)
NAVARRO EARLY COLLEGE H S (227901004) - AUSTIN ISD - TRAVIS COUNTY

	Academic Year	State	District	Campus	African American	Hispanic	White	American Indian	Asian	Pacific Islander	Two or More Races	Special Ed	Econ Disadv	EB/EL
Advanced/Dual-Credit Course Completion (Grades 9-12)														
Any Subject	2020-21	42.5%	49.3%	39.0%	43.9%	37.7%	44.9%	-	74.2%	-	33.3%	19.3%	39.3%	32.1%
	2019-20	46.3%	53.3%	57.3%	50.4%	57.5%	60.4%	-	78.3%	-	53.3%	33.3%	57.2%	56.8%
English Language Arts	2020-21	16.3%	26.5%	21.6%	22.8%	20.5%	27.7%	-	50.0%	-	33.3%	11.8%	21.2%	18.3%
	2019-20	18.2%	27.6%	34.6%	29.9%	34.4%	38.5%	-	61.9%	-	28.6%	23.1%	34.7%	37.1%
Mathematics	2020-21	19.3%	23.1%	7.8%	6.5%	7.7%	6.3%	-	17.2%	-	16.7%	0.0%	7.3%	3.4%
	2019-20	20.7%	24.2%	10.9%	5.7%	11.3%	4.1%	-	33.3%	-	7.1%	2.2%	11.1%	5.3%
Science	2020-21	20.6%	25.3%	12.5%	10.6%	12.4%	8.7%	-	24.1%	-	25.0%	3.4%	12.5%	7.6%
	2019-20	22.4%	26.1%	16.9%	15.5%	16.9%	14.3%	-	25.0%	-	23.1%	5.9%	16.7%	9.2%
Social Studies	2020-21	22.8%	30.2%	15.1%	17.0%	14.1%	15.9%	-	48.1%	-	25.0%	2.0%	14.4%	7.9%
	2019-20	24.6%	30.9%	21.8%	15.9%	21.8%	25.5%	-	40.9%	-	21.4%	6.4%	21.3%	14.4%
CTE Coherent Sequence (Annual Graduates)														
	2020-21	0.0%	0.0%	0.0%	0.0%	0.0%	*	-	0.0%	-	*	0.0%	0.0%	0.0%
	2019-20	58.5%	42.9%	53.7%	22.2%	57.6%	20.0%	-	60.0%	-	*	32.3%	54.9%	44.7%
Graduates Enrolled in Texas Institution of Higher Education (TX IHE)														
	2019-20	46.1%	44.8%	23.9%	22.2%	23.7%	30.0%	-	40.0%	-	*	9.7%	25.4%	7.7%
	2018-19	52.6%	50.4%	35.8%	45.0%	32.9%	62.5%	-	75.0%	-	*	20.8%	35.9%	25.0%
Graduates in TX IHE Completing One Year Without Enrollment in a Developmental Education Course (Data will be available in January 2023)														

Texas Education Agency
 2021-22 Student Information (TAPR)
 NAVARRO EARLY COLLEGE H S (227901004) - AUSTIN ISD - TRAVIS COUNTY

Student Information	Membership				Enrollment			
	Campus		District	State	Campus		District	State
	Count	Percent			Count	Percent		
Total Students	1,596	100.0%	71,883	5,402,928	1,602	100.0%	74,602	5,427,370
Students by Grade:								
Early Childhood Education	0	0.0%	0.1%	0.3%	0	0.0%	0.2%	0.4%
Pre-Kindergarten	0	0.0%	5.6%	4.1%	0	0.0%	5.4%	4.1%
Pre-Kindergarten: 3-year Old	0	0.0%	1.4%	0.6%	0	0.0%	1.4%	0.6%
Pre-Kindergarten: 4-year Old	0	0.0%	4.2%	3.5%	0	0.0%	4.0%	3.5%
Kindergarten	0	0.0%	7.3%	6.8%	0	0.0%	7.5%	6.8%
Grade 1	0	0.0%	7.7%	7.1%	0	0.0%	7.9%	7.1%
Grade 2	0	0.0%	7.3%	7.1%	0	0.0%	7.6%	



Texas Education Agency
2021-22 Staff Information (TAPR)
NAVARRO EARLY COLLEGE H S (227901004) - AUSTIN ISD - TRAVIS COUNTY

----- Campus -----			