

2021-22 Texas Academic Performance Report (TAPR)

District Name: AUSTIN ISD

Campus Name: NORTHEAST EARLY COLLEGE H S

Campus Number: 227901006

2022 Accountability Rating: C

This page is intentionally blank.

Texas Education Agency
2021-22 STAAR Performance (TAPR)
NORTHEAST EARLY COLLEGE H S (227901006) - AUSTIN ISD - TRAVIS COUNTY

| School Year | State | District | Campus | African American | Hispanic | White | American | | | | | | | | | | |
|-------------|-------|----------|--------|------------------|----------|-------|----------|--|--|--|--|--|--|--|--|--|--|
|-------------|-------|----------|--------|------------------|----------|-------|----------|--|--|--|--|--|--|--|--|--|--|

Texas Education Agency
2021-22 STAAR Performance (TAPR)
NORTHEAST EARLY COLLEGE H S (227901006) - AUSTIN ISD - TRAVIS COUNTY

| School Year | | | | | | | | | | | | | | | | | | | | |
|-------------|--|--|--|--|--|--|--|--|--|--|--|--|--|--|--|--|--|--|--|--|
|-------------|--|--|--|--|--|--|--|--|--|--|--|--|--|--|--|--|--|--|--|--|

Texas Education Agency
2021-22 Progress (TAPR)
NORTHEAST EARLY COLLEGE H S (227901006) - AUSTIN ISD - TRAVIS COUNTY

Due to the cancellation of spring 2020 STAAR, 2022 and 2019 progress data are shown.






Texas Education Agency
 2021-22 STAAR Participation (TAPR)
 NORTHEAST EARLY COLLEGE H S (227901006) - AUSTIN ISD - TRAVIS COUNTY

| | State | District | Campus | African American | Hispanic | White | American Indian | Asian | Pacific Islander | Two or More Races | Special Ed (Current) | Special Ed (Former) | Continuously Enrolled | Non-Continuously Enrolled | Econ Disadv | EB (EL (Current & Monitored)) |
|------------------------|-------|----------|--------|------------------|----------|-------|-----------------|-------|------------------|-------------------|----------------------|---------------------|-----------------------|---------------------------|-------------|-------------------------------|
| Absent | 1% | 4% | 6% | 4% | 5% | 13% | - | 17% | - | * | 2% | - | 2% | 13% | 5% | 5% |
| Other | 0% | 0% | 0% | 0% | 0% | 0% | - | 0% | - | * | 0% | - | 0% | 0% | 0% | 0% |
| Social Studies | | | | | | | | | | | | | | | | |
| Assessment Participant | 98% | 96% | 95% | 89% | 96% | 100% | * | 100% | - | * | 100% | * | 96% | | | |

Texas Education Agency
 2021-22 STAAR Participation (TAPR)
 EARLY COLLEGE H S (227901006) - AUSTIN ISD - TRAVIS COUNTY



| | Campus | African American | Hispanic | White | American Indian | Asian | Pacific Islander | Two or More Races | Special Ed (Current) | Special Ed (Former) | Continuously Enrolled | Non-Continuously Enrolled | Econ Disadv | EB & EL (Current & Monitored) |
|---|--------|------------------|----------|-------|-----------------|-------|------------------|-------------------|----------------------|---------------------|-----------------------|---------------------------|-------------|-------------------------------|
| ot Included in Accountabil | 3% | 5% | 3% | 0% | - | * | - | * | 8% | - | 1% | 7% | 3% | 3% |
| ot Included in Accountabil xclusions | 2% | 3% | 1% | 0% | - | * | - | * | 2% | - | 0% | 4% | 2% | 3% |
| ot Tested | 29% | 30% | 28% | 43% | - | * | - | * | 40% | - | 28% | 32% | 29% | 23% |
| bsent | 1% | 0% | 1% | 0% | - | * | - | * | 0% | - | 1% | 1% | 1% | 0% |
| ther | 28% | 30% | 27% | 43% | - | * | - | * | 40% | - | 27% | 31% | 28% | 23% |
| | | | | | | | | | | | | | | |
| | 71% | 65% | 72% | 64% | | 100% | - | * | 50% | * | 75% | 64% | 71% | 78% |
| | 88% | 87% | 70% | 64% | | 88% | | | | | 77% | 58% | 68% | 75% |
| | 2% | 11% | 1% | 0% | | 13% | | | | | | | | |



2019-20




| | | |
|-----------|----|----|
| ITY | | |
| cial Econ | | |
| Disad | | |
| s/E | | |
| % | 7% | 84 |
| % | | |

-14
 29.5%
 7 re B* 004 0.12 re B j d o J





Texas Education Agency
2021-22 Graduation Profile (TAPR)
NORTHEAST EARLY COLLEGE H S (227901006) - AUSTIN ISD - TRAVIS COUNTY



Texas Education Agency
 2021-22 College, Career, and Military Readiness (CCMR) (TAPR)
 NORTHEAST EARLY COLLEGE H S (227901006) - AUSTIN ISD - TRAVIS COUNTY

| Academic Year | State | District | Campus | African American | Hispanic | White | American Indian | Asian | Pacific Islander | Two or More Races | Special Ed | Econ Disadv | EB/EL |
|--|-------|----------|--------|------------------|----------|-------|-----------------|-------|------------------|-------------------|------------|-------------|-------|
| 2020-21 | 18.4% | 8.7% | 1.0% | 0.0% | 0.6% | 0.0% | * | * | - | * | 0.0% | 1.1% | 1.5% |
| 2019-20 | 13.2% | 11.4% | 0.4% | 0.0% | 0.0% | 9.1% | - | * | - | * | 0.0% | 0.0% | 0.0% |
| Graduates with Level I or Level II Certificate (Annual Graduates) | | | | | | | | | | | | | |
| 2020-21 | 0.7% | 0.5% | 0.0% | 0.0% | 0.0% | 0.0% | * | * | - | * | 0.0% | 0.0% | 0.0% |
| 2019-20 | 0.7% | 0.6% | 0.0% | 0.0% | 0.0% | 0.0% | - | * | - | * | 0.0% | 0.0% | 0.0% |
| Graduate with Completed IEP and Workforce Readiness (Annual Graduates) | | | | | | | | | | | | | |
| 2020-21 | 2.4% | 3.2% | 3.4% | 3.8% | 2.9% | 0.0% | * | * | - | * | 25.9% | 3.8% | 7.4% |
| 2019-20 | 2.4% | 2.9% | 5.2% | 16.1% | 3.2% | 9.1% | - | * | - | * | 33.3% | 5.0% | 5.5% |

Graduates B* 0 d 1 J 1 j 0 d 0 J 0 Ce8 466.7 Td (Level)Tj ET 175 J 1 0 d 0 J an 466.7 Td (Level)Tj ET 10355 0.894 0 J 0 j 0 d 0 J 07HcTd (IEP)Tj ET BT /TT3 9.09 .

Texas Education Agency
2021-22 CCMR-Related Indicators (TAPR)
NORTHEAST EARLY COLLEGE H S (227901006) - AUSTIN ISD - TRAVIS COUNTY

| | Academic Year | | | | | | | | | | | | |
|--|---------------|--|--|--|--|--|--|--|--|--|--|--|--|
|--|---------------|--|--|--|--|--|--|--|--|--|--|--|--|



Texas Education Agency
 2021-22 Student Information (TAPR)
 NORTHEAST EARLY COLLEGE H S (227901006) - AUSTIN ISD - TRAVIS COUNTY

| Student Information | Membership | | | | Enrollment | | | |
|-------------------------|------------|---------|----------|--------|------------|-----------|----------|--------|
| | Campus | | District | State | Campus | | District | State |
| | Count | Percent | | | Count | Percent | | |
| Total Students | 41,012 | 100.0% | 1270 | 100.0% | 874,602 | 5,427,370 | 1270 | 100.0% |
| Students b000 RG 0.14 w | 168 | 0.41% | 1270 | 100.0% | 874,602 | 5,427,370 | 1270 | 100.0% |



Texas Education Agency
 2021-22 Student Information (TAPR)
 NORTHEAST EARLY COLLEGE H S (227901006) - AUSTIN ISD - TRAVIS COUNTY

| Student Information | Membership | | | | Enrollment | | | |
|---|------------|---------|----------|-------|------------|---------|----------|-------|
| | Count | Percent | District | State | Count | Percent | District | State |
| Students w/ Disciplinary Placements (2020-21) | 8 | 0.7% | 0.1% | 0.6% | | | | |
| Students w/ Dyslexia | 69 | 6.8% | 7.6% | 5.0% | 69 | 6.8% | 7.6% | 5.0% |
| Foster Care | 2 | 0.2% | 0.1% | 0.3% | 2 | 0.2% | 0.1% | 0.3% |
| Homeless | 19 | 1.9% | 1.1% | 1.1% | 19 | 1.9% | 1.1% | 1.1% |
| Immigrant | 63 | 6.2% | 5.7% | 2.0% | 63 | 6.2% | 5.6% | 2.0% |
| Migrant | 1 | 0.1% | 0.0% | 0.3% | 1 | 0.1% | 0.0% | 0.3% |
| Title I | 1,012 | 100.0% | 42.4% | 64.3% | 1,015 | 100.0% | 42.6% | 64.3% |

| | | | | | | | | |
|--|--|--|--|--|--|--|--|--|
| | | | | | | | | |
| | | | | | | | | |
| | | | | | | | | |

