

# 2021-22 Texas Academic Performance Report (TAPR)

District Name: AUSTIN ISD

Campus Name: KEALING M S

Campus Number: 227901044

2022 Accountability Rating: B

Distinction Designations:

Academic Achievement in ELA/Reading

Academic Achievement in Mathematics

Postsecondary Readiness

This page is intentionally blank.

Texas Education Agency  
 2021-22 STAAR Performance (TAPR)  
 KEALING M S (227901044) - AUSTIN ISD - TRAVIS COUNTY

	School Year	State	District	Campus	African American	Hispanic	White	American Indian	Asian	Pacific Islander	Two or More Races	Special Ed (Current)	Special Ed (Former)	Continuously Enrolled	Non-Continuously Enrolled	Econ Disadv	EB $\leq$ EL (Current & Monitored)
STAAR Performance Rates																	





Texas Education Agency  
 2021-22 STAAR Performance (TAPR)  
 KEALING M S (227901044) - AUSTIN ISD - TRAVIS COUNTY

	School Year	State	District	Campus	African American	Hispanic	White	American Indian	Asian	Pacific Islander	Two or More Races	Special Ed (Current)	Special Ed (Former)	Continuously Enrolled	Non-Continuously Enrolled	Econ Disadv	EB & EL (Current & Monitored)
At Masters Grade Level	2022	21%	24%	47%	10%	25%	61%	-	84%	-	48%	10%	*	48%	45%	12%	21%
	2021	20%	19%	46%	13%	27%	81%	-	78%	-	-	30%	-	48%	38%	21%	25%
All Grades Social Studies																	
At Approaches Grade Level or Above	2022	75%	75%	74%	29%	53%	92%	-	98%	-	78%	26%	*	74%	72%	38%	51%
	2021	73%	77%	68%	33%	52%	93%	-	100%	-	-	33%	-	70%	60%	42%	47%
At Meets Grade Level or Above	2022	50%	53%	54%	12%	28%	71%	-	90%	-	59%	12%	*	55%	47%	17%	28%
	2021	49%	58%	43%	17%	22%	73%	-	75%	-	-	33%	-	46%	30%	1%	16%
At Exceeds Grade Level	2022	30%	35%	40%	10%	18%	52%	-	70%	-	48%	2%	*	40%	41%	1%	16%
	2021	29%	39%	29%	0%	22%	47%	-	38%	-	-	22%	-	30%	20%	1%	16%

STAAR Performance Rates by Enrolled Grade at Meets Grade Level or Above

6th Graders																	
Reading and Mathematics	22	31%	33%	66%	12%	4%	2%	-	95%	-	85%	26%	44%	66%	67%	20%	44%





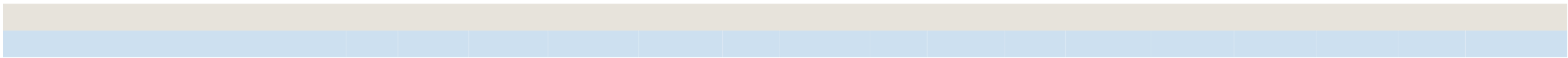






Texas Education Agency  
2021-22 Bilingual Education/English as a Second Language (Current EB Students/EL) (TAPR)  
KEALING M S (227901044) - AUSTIN ISD - TRAVIS COUNTY

Due to the cancellation of spring 2020 STAAR, 2022 and 2019 School progress and STAAR progress measure data are shown.








Texas Education Agency  
 2021-22 STAAR Participation (TAPR)  
 KEALING M S (227901044) - AUSTIN ISD - TRAVIS COUNTY

	District	Campus	African American	Hispanic	White	American Indian	Asian	Two or More Races	Special Ed (Current)	Special Ed (Former)	Continuously Enrolled	Non-Continuously Enrolled	Econ Disadv	EB & EL (Current & Monitored)
Not Included in Accountability: Other Exclusions	0%	0%	0%	0%	0%	*	0%	0%	0%	0%	0%	0%	0%	0%
Not Tested	36%	49%	57%	51%	47%	*	40%	48%	55%	54%	47%	56%	55%	46%
Absent	3%	4%	8%	5%	3%	*	2%	2%	10%	0%	3%	8%	6%	4%
Other	33%	45%	50%	46%	44%	*	39%	47%	45%	54%	44%	48%	50%	42%
Science														
Assessment Participant	58%	15%	20%	22%	11%	*	13%	0%	24%	0%	15%	18%	20%	26%
Included in Accountability	57%	15%	20%	22%	11%	*	13%	0%	24%	0%	15%	18%	20%	26%
Not Included in Accountability: Mobile	2%	0%	0%	0%	0%	*	0%	0%	0%	0%	0%	0%	0%	0%
Exclusions														
Not Tested	42%	85%	80%	78%	89%	*	87%	100%	76%	100%	85%	82%	80%	74%
Other	38%	83%	73%	76%	88%	*	87%	100%	68%	100%	84%	78%	77%	71%
Social Studies														
Assessment Participant	87%	56%	14%	15%	20%	11%	*	12%	0%	23%	0%	14%	14%	18%
Included in Accountability	84%	55%	14%	15%	20%	11%	*	12%	0%	23%	0%	14%	14%	18%
Not Included in Accountability: Mobile	3%	1%	0%	0%	0%	0%	*	0%						




Texas Education Agency  
 2021-22 Attendance, Graduation, and Dropout Rates (TAPR)  
 KEALING M S (227901044) - AUSTIN ISD - TRAVIS COUNTY

	State	District	Campus	African American	Hispanic	White	American Indian	Asian	Pacific Islander	Two or More Races	Special Ed	Econ Disadv	EB/EL
Graduates, TxCHSE, and Continuers	93.8%	97.3%	-	-	-	-	-	-	-	-	-	-	-
Class of 2019													
Graduated	92.0%	96.0%	-	-	-	-	-	-	-	-	-	-	-
Received TxCHSE	0.5%	0.4%	-	-	-	-	-	-	-	-	-	-	-
Continued HS	1.3%	0.8%	-	-	-	-	-	-	-	-	-	-	-
Dropped Out	6.1%	2.8%	-	-	-	-	-	-	-	-	-	-	-
Graduates and TxCHSE	92.6%	96.4%	-	-	-	-	-	-	-	-	-	-	-
Graduates, TxCHSE, and Continuers	93.9%	97.2%	-	-	-	-	-	-	-	-	-	-	-
6-Year Extended Longitudinal Rate (Gr 9-12)													
Class of 2019													
Graduated	92.6%	96.6%	-	-	-	-	-	-	-	-	-	-	-
Received TxCHSE	0.6%	0.4%	-	-	-	-	-	-	-	-	-	-	-
Continued HS	<b>0.6%</b>	<b>0.2%</b>	-	-	-	-	-	-	-	-	-	-	-
Dropped Out	6.2%	2.8%	-	-	-	-	-	-	-	-	-	-	-
<b>Graduates and TxCHSE</b>	<b>93.2%</b>	<b>97.1%</b>											



\_\_\_\_\_

\_\_\_\_\_

\_\_\_\_\_

\_\_\_\_\_



Texas Education Agency  
 2021-22 Attendance, Graduation, and Dropout Rates (TAPR)  
 KEALING M S (227901044) - AUSTIN ISD - TRAVIS COUNTY

	State	District	Campus	African American	Hispanic	White	American Indian	Asian	Pacific Islander	Two or More Races	Special Ed	Econ Disadv	EB/EL
Class of 2021	81.9%	89.7%	-	-	-	-	-	-	-	-	-	-	-
Class of 2020	83.5%	91.2%	-	-	-	-	-	-	-	-	-	-	-
RHSP/DAP/FHSP-E/FHSP-DLA Graduates (Longitudinal Rate)													
Class of 2021	85.7%	92.0%	-	-	-	-	-	-	-	-	-	-	-
Class of 2020	87.8%	93.7%	-	-	-	-	-	-	-	-	-	-	-
RHSP/DAP Graduates (Annual Rate)													
2020-21	43.8%	0.0%	-	-	-	-	-	-	-	-	-	-	-
2019-20	38.6%	2.8%	-	-	-	-	-	-	-	-	-	-	-
FHSP-E Graduates (Annual Rate)													
2020-21	3.8%	2.7%	-	-	-	-	-	-	-	-	-	-	-
2019-20	4.4%	2.8%	-	-	-	-	-	-	-	-	-	-	-
FHSP-DLA Graduates (Annual Rate)													
2020-21	80.4%	87.5%	-	-	-	-	-	-	-	-	-	-	-
2019-20	81.8%	89.4%	-	-	-	-	-	-	-	-	-	-	-
RHSP/DAP/FHSP-E/FHSP-DLA Graduates													





There is no data for this campus.

Texas Education Agency  
2021-22 CCMR-Related Indicators (TAPR)  
KEALING M S (227901044) - AUSTIN ISD - TRAVIS COUNTY

There is no data for this campus.

Texas Education Agency  
2021-22 Other Postsecondary Indicators (TAPR)  
KEALING M S (227901044) - AUSTIN ISD - TRAVIS COUNTY

There is no data for this campus.



Texas Education Agency  
 2021-22 Student Information (TAPR)  
 KEALING M S (227901044) - AUSTIN ISD - TRAVIS COUNTY

Student Information	Membership				Enrollment			
	Campus		District	State	Campus		District	State
	Count	Percent			Count	Percent		
Students w/ Disciplinary Placements (2020-21)	0	0.0%	0.1%	0.6%				
Students w/ Dyslexia	75	5.8%	7.6%	5.0%	75	5.7%	7.6%	5.0%
Foster Care	8	0.6%	0.1%	0.3%	8	0.6%	0.1%	0.3%
Homeless	8	0.6%	1.1%	1.1%	8	0.6%	1.1%	1.1%
Immigrant	7	0.5%	5.7%	2.0%	7	0.5%	5.6%	2.0%
Migrant	0	0.0%	0.0%	0.3%	0	0.0%	0.0%	0.3%
Title I	163	12.5%	42.4%	64.3%	163	12.4%	42.6%	64.3%
Military Connected	0	0.0%	0.3%	3.3%	0	0.0%	0.2%	3.3%
At-Risk	385	29.5%	51.1%	53.5%	389	29.5%	50.8%	53.5%
Students by Instructional Program:								
Bilingual/ESL Education	173	13.3%	32.5%	21.9%	176	13.3%	32.6%	21.8%
Gifted and Talented Education	681	52.2%	12.4%	8.0%	689	52.2%	12.4%	8.0%
Special Education	135	10.4%	13.1%	11.6%	135	10.2%	13.1%	11.7%
Students with Disabilities by Type of Primary Disability:								
Total Students with Disabilities	135							
By Type of Primary Disability								
Students with Intellectual Disabilities	77	57.0%	50.0%	43.0%				
Students with Physical Disabilities	10	7.4%	18.3%	20.8%				
Students with Autism	17	12.6%	13.5%	14.7%				
Students with Behavioral Disabilities	31	23.0%	17.6%	20.0%				







Texas Education Agency  
2021-22 Staff Information (TAPR)  
KEALING M S (227901044) - AUSTIN ISD - TRAVIS COUNTY


Texas Education Agency  
 2021-22 Staff Information (TAPR)  
 KEALING M S (227901044) - AUSTIN ISD - TRAVIS COUNTY

Program Information	----- Campus -----		District	State
	Count	Percent		
Special Education	9.1	11.7%	16.6%	9.6%
Other	20.1	25.8%	8.5%	3.5%

- Indicates there are no students in the group.
- \* Indicates results are masked due to small numbers to protect student confidentiality.
- \*\* When only one student disability or assessment group is masked, then the second smallest student disability or assessment group is masked regardless of size.
- n/a Indicates data reporting is not applicable for this group.
- ? Indicates that the data for this item were statistically improbable or were reported outside a reasonable range.

Link to: [PEIMS Financial Standard Reports 2020-21 Financial Actual Report](#)  
 (To open link in a new window, press the "Ctrl" key and click on the link.)