

# 2021-22 Texas Academic Performance Report (TAPR)



District Name: AUSTIN ISD

Campus Name: BRYKER WOODS EL

Campus Number: 227901110

2022 Accountability Rating: A

This page is intentionally blank.






--	--	--	--	--	--	--	--	--	--	--	--





Texas Education Agency  
2021-22 Progress (TAPR)



The image shows a horizontal bar chart. The top portion of the bar is a solid blue color, and the bottom portion is a solid tan color. The bar is divided into 16 equal-width segments by thin vertical white lines. The blue segment is approximately 18 pixels high, and the tan segment is approximately 12 pixels high. The total height of the bar is approximately 30 pixels.







Texas Education Agency  
2021-22 STAAR Participation ( [REDACTED] )  
BRYKER WOODS EL (227901110) - AUSTIN IS [REDACTED] AVIS COUNTY

	State	District	Campus	African American	Hispanic	White	American Indian	Asian	[REDACTED]	[REDACTED]	[REDACTED]	[REDACTED]	[REDACTED]	[REDACTED]	[REDACTED]	[REDACTED]	[REDACTED]	[REDACTED]	[REDACTED]
--	-------	----------	--------	------------------	----------	-------	-----------------	-------	------------	------------	------------	------------	------------	------------	------------	------------	------------	------------	------------

[REDACTED]	[REDACTED]	[REDACTED]	[REDACTED]	[REDACTED]	[REDACTED]	[REDACTED]	[REDACTED]	[REDACTED]	[REDACTED]	[REDACTED]	[REDACTED]	[REDACTED]	[REDACTED]	[REDACTED]	[REDACTED]	[REDACTED]	[REDACTED]	[REDACTED]	[REDACTED]
------------	------------	------------	------------	------------	------------	------------	------------	------------	------------	------------	------------	------------	------------	------------	------------	------------	------------	------------	------------

[REDACTED]	[REDACTED]	[REDACTED]	[REDACTED]	[REDACTED]	[REDACTED]	[REDACTED]	[REDACTED]	[REDACTED]	[REDACTED]	[REDACTED]	[REDACTED]	[REDACTED]	[REDACTED]	[REDACTED]	[REDACTED]	[REDACTED]	[REDACTED]	[REDACTED]	[REDACTED]
------------	------------	------------	------------	------------	------------	------------	------------	------------	------------	------------	------------	------------	------------	------------	------------	------------	------------	------------	------------

[REDACTED]	[REDACTED]	[REDACTED]	[REDACTED]	[REDACTED]	[REDACTED]	[REDACTED]	[REDACTED]	[REDACTED]	[REDACTED]	[REDACTED]	[REDACTED]	[REDACTED]	[REDACTED]	[REDACTED]	[REDACTED]	[REDACTED]	[REDACTED]	[REDACTED]	[REDACTED]
------------	------------	------------	------------	------------	------------	------------	------------	------------	------------	------------	------------	------------	------------	------------	------------	------------	------------	------------	------------

[REDACTED]	[REDACTED]	[REDACTED]	[REDACTED]	[REDACTED]	[REDACTED]	[REDACTED]	[REDACTED]	[REDACTED]	[REDACTED]	[REDACTED]	[REDACTED]	[REDACTED]	[REDACTED]	[REDACTED]	[REDACTED]	[REDACTED]	[REDACTED]	[REDACTED]	[REDACTED]
------------	------------	------------	------------	------------	------------	------------	------------	------------	------------	------------	------------	------------	------------	------------	------------	------------	------------	------------	------------

[REDACTED]	[REDACTED]	[REDACTED]	[REDACTED]	[REDACTED]	[REDACTED]	[REDACTED]	[REDACTED]	[REDACTED]	[REDACTED]	[REDACTED]	[REDACTED]	[REDACTED]	[REDACTED]	[REDACTED]	[REDACTED]	[REDACTED]	[REDACTED]	[REDACTED]	[REDACTED]
------------	------------	------------	------------	------------	------------	------------	------------	------------	------------	------------	------------	------------	------------	------------	------------	------------	------------	------------	------------

[REDACTED]	[REDACTED]	[REDACTED]	[REDACTED]	[REDACTED]	[REDACTED]	[REDACTED]	[REDACTED]	[REDACTED]	[REDACTED]	[REDACTED]	[REDACTED]	[REDACTED]	[REDACTED]	[REDACTED]	[REDACTED]	[REDACTED]	[REDACTED]	[REDACTED]	[REDACTED]
------------	------------	------------	------------	------------	------------	------------	------------	------------	------------	------------	------------	------------	------------	------------	------------	------------	------------	------------	------------

[REDACTED]	[REDACTED]	[REDACTED]	[REDACTED]	[REDACTED]	[REDACTED]	[REDACTED]	[REDACTED]	[REDACTED]	[REDACTED]	[REDACTED]	[REDACTED]	[REDACTED]	[REDACTED]	[REDACTED]	[REDACTED]	[REDACTED]	[REDACTED]	[REDACTED]	[REDACTED]
------------	------------	------------	------------	------------	------------	------------	------------	------------	------------	------------	------------	------------	------------	------------	------------	------------	------------	------------	------------

[REDACTED]	[REDACTED]	[REDACTED]	[REDACTED]	[REDACTED]	[REDACTED]	[REDACTED]	[REDACTED]	[REDACTED]	[REDACTED]	[REDACTED]	[REDACTED]	[REDACTED]	[REDACTED]	[REDACTED]	[REDACTED]	[REDACTED]	[REDACTED]	[REDACTED]	[REDACTED]
------------	------------	------------	------------	------------	------------	------------	------------	------------	------------	------------	------------	------------	------------	------------	------------	------------	------------	------------	------------





Texas Education Agency  
 2021-22 Attendance, Graduation, and Dropout Rates (TAPR)  
 BRYKER WOODS EL (227901110) - AUSTIN ISD - TRAVIS COUNTY

	State	District	Campus	African American	Hispanic	White	American Indian	Asian	Pacific Islander	Two or More Races	Special Ed	Econ Disadv	EB/EL
<b>Attendance Rate</b>													
2020-21	95.0%	95.2%	98.2%	99.1%	97.2%	98.4%	-	97.5%	-	99.0%	98.1%	97.5%	93.6%
2019-20	98.3%	98.3%	99.6%	*	99.4%	99.6%	-	99.8%	*	99.5%	98.8%	99.0%	99.4%
<b>Chronic Absenteeism</b>													
2020-21	15.0%	14.9%	2.0%	0.0%	2.8%	1.2%	-	18.2%	-	0.0%	0.0%	7.5%	25.0%
2019-20	6.7%	8.9%	0.6%	*	0.0%	0.8%	-	0.0%	*	0.0%	0.0%	2.6%	0.0%
<b>Annual Dropout Rate (Gr 7-8)</b>													
2020-21	0.9%	1.0%	-	-	-	-	-	-	-	-	-	-	-
2019-20	0.5%	0.5%	-	-	-	-	-	-	-	-	-	-	-
<b>Annual Dropout Rate (Gr 9-12)</b>													
2020-21	2.4%	1.2%	-	-	-	-	-	-	-	-	-	-	-
2019-20	1.6%	0.7%	-	-	-	-	-	-	-	-	-	-	-
<b>4-Year Longitudinal Rate (Gr 9-12)</b>													
<b>Class of 2021</b>													
Graduated	90.0%	96.3%	-	-	-	-	-	-	-	-	-	-	-
Received TxCHSE	0.3%	0.2%	-	-	-	-	-	-	-	-	-	-	-
Continued HS	3.9%	1.0%	-	-	-	-	-	-	-	-	-	-	-
Dropped Out	5.8%	2.6%	-	-	-	-	-	-	-	-	-	-	-
Graduates and TxCHSE	90.3%	96.5%	-	-	-	-	-	-	-	-	-	-	-
Graduates, TxCHSE, and Continuers	94.2%	97.4%	-	-	-	-	-	-	-	-	-	-	-
<b>Class of 2020</b>													
Graduated	90.3%	94.4%	-	-	-	-	-	-	-	-	-	-	-
Received TxCHSE	0.4%	0.2%	-	-	-	-	-	-	-	-	-	-	-
Continued HS	3.9%	2.8%	-	-	-	-	-	-	-	-	-	-	-
Dropped Out	5.4%	2.7%	-	-	-	-	-	-	-	-	-	-	-
Graduates and TxCHSE	90.7%	94.5%	-	-	-	-	-	-	-	-	-	-	-
Graduates, TxCHSE, and Continuers	94.6%	97.3%	-	-	-	-	-	-	-	-	-	-	-
<b>5-Year Extended Longitudinal Rate (Gr 9-12)</b>													
<b>Class of 2020</b>													
Graduated	92.2%	96.7%	-	-	-	-	-	-	-	-	-	-	-
Received TxCHSE	0.5%	0.3%	-	-	-	-	-	-	-	-	-	-	-
Continued HS	1.1%	0.4%	-	-	-	-	-	-	-	-	-	-	-
Dropped Out	6.2%	2.7%	-	-	-	-	-	-	-	-	-	-	-
Graduates and TxCHSE	92.7%	96.9%	-	-	-	-	-	-	-	-	-	-	-



Texas Education Agency  
 2021-22 Attendance, Graduation, and Dropout Rates (TAPR)  
 BRYKER WOODS EL (227901110) - AUSTIN ISD - TRAVIS COUNTY

	State	District	Campus	African American	Hispanic	White	American Indian	Asian	Pacific Islander	Two or More Races	Special Ed	Econ Disadv	EB/EL
Class of 2021	81.9%	89.7%	-	-	-	-	-	-	-	-	-	-	-
Class of 2020	83.5%	91.2%	-	-	-	-	-	-	-	-	-	-	-
RHSP/DAP/FHSP-E/FHSP-DLA Graduates (Longitudinal Rate)													
Class of 2021	85.7%	92.0%	-	-	-	-	-	-	-	-	-	-	-
Class of 2020	87.8%	93.7%	-	-	-	-	-	-	-	-	-	-	-
RHSP/DAP Graduates (Annual Rate)													
2020-21	43.8%	0.0%	-	-	-	-	-	-	-	-	-	-	-
2019-20	38.6%	2.8%	-	-	-	-	-	-	-	-	-	-	-
FHSP-E Graduates (Annual Rate)													
2020-21	3.8%	2.7%	-	-	-	-	-	-	-	-	-	-	-
2019-20	4.4%	2.8%	-	-	-	-	-	-	-	-	-	-	-
FHSP-DLA Graduates (Annual Rate)													
2020-21	80.4%	87.5%	-	-	-	-	-	-	-	-	-	-	-

Texas Education Agency  
 2021-22 Graduation Profile (TAPR)  
 BRYKER WOODS EL (227901110) - AUSTIN ISD - TRAVIS COUNTY

	Campus Count	Campus Percent	District Count	State Count
Graduates(2020-21 Annual Graduates)				
Total Graduates	-	-	4,515	358,842
<b>By Ethnicity:</b>				
African American	-	-	317	44,018
Hispanic	-	-	2,313	183,306
White	-	-	1,520	103,898
American Indian	-	-	10	1,195
Asian	-	-	195	18,030
Pacific Islander	-	-	3	553
Two or More Races	-	-	157	7,842
<b>By Graduation Type:</b>				
Minimum H.S. Program	-	-	22	934
Recommended H.S. Program/Distinguished Achievement Program	-	-	0	729
Foundation H.S. Program (No Endorsement)	-	-	439	56,281
Foundation H.S. Program (Endorsement)	-	-	121	13,582
Foundation H.S. Program (DLA)	-	-	3,933	287,316
Special Education Graduates	-	-	461	31,028
Economically Disadvantaged Graduates	-	-	1,727	184,225
Emergent Bilingual (EB)/English Learner (EL) Graduates	-	-	542	32,809
At-Risk Graduates	-	-	1,860	155,884
CTE Completers	-	-	1,211	99,076



Texas Education Agency  
2021-22 College, Career, and Military Readiness (CCMR) (TAPR)  
BRYKER WOODS EL (227901110) - AUSTIN ISD - TRAVIS COUNTY

There is no data for this campus.

Texas Education Agency  
2021-22 CCMR-Related Indicators (TAPR)  
BRYKER WOODS EL (227901110) - AUSTIN ISD - TRAVIS COUNTY

There is no data for this campus.

Texas Education Agency  
2021-22 Other Postsecondary Indicators (TAPR)  
BRYKER WOODS EL (227901110) - AUSTIN ISD - TRAVIS COUNTY

There is no data for this campus.

Texas Education Agency  
2021-22 Student Information (TAPR)  
BRYKER WOODS EL (227901110) - AUSTIN ISD - TRAVIS COUNTY

Student Information	Membership				Enrollment			
	Campus		District	State	Campus		District	State
	Count	Percent			Count	Percent		
Total Students	349	100.0%	71,883	5,402,928	365	100.0%	74,602	5,427,370
Students by Grade:								
Early Childhood Education	0	0.0%	0.1%	0.3%	0	0.0%	0.2%	0.4%
Pre-Kindergarten	0	0.0%	5.6%	4.1%	0	0.0%	5.4%	4.1%
Pre-Kindergarten: 3-year Old	0	0.0%	1.4%	0.6%	0	0.0%	1.4%	0.6%
Pre-Kindergarten: 4-year Old	0	0.0%	4.2%	3.5%	0	0.0%	4.0%	3.5%
Kindergarten	55	15.8%	7.3%	6.8%	56	15.3%	7.5%	6.8%
Grade 1	48	13.8%	7.7%	7.1%	53	14.5%	7.9%	7.1%
Grade 2	59	16.9%	7.3%	7.1%	62	17.0%	7.6%	7.1%
Grade 3	58	16.6%	7.2%	7.1%	61	16.7%	7.5%	7.1%
Grade 4	68	19.5%	7.1%	7.1%	69	18.9%	7.3%	7.1%
Grade 5	61	17.5%	6.9%	7.2%	64	17.5%	7.2%	7.2%
Grade 6	0	0.0%	6.6%	7.4%	0	0.0%	6.8%	7.4%
Grade 7	0	0.0%	7.3%	7.7%	0	0.0%	7.1%	7.7%
Grade 8	0	0.0%	7.3%	7.9%	0	0.0%	7.0%	7.8%
Grade 9	0	0.0%	8.3%	8.8%	0	0.0%	8.0%	8.8%
Grade 10	0	0.0%	7.5%	7.6%	0	0.0%	7.3%	7.5%
Grade 11	0	0.0%	7.0%	7.2%	0	0.0%	6.7%	7.2%
Grade 12	0	0.0%	6.7%	6.7%	0	0.0%	6.5%	6.7%
Ethnic Distribution:								
African American	10	2.9%	6.3%	12.8%	10	2.7%	6.4%	12.8%
Hispanic	68	19.5%	54.4%	52.8%	70	19.2%	54.4%	52.7%
White	232	66.5%	30.9%	26.3%	243	66.6%	30.6%	26.3%
American Indian	0	0.0%	0.2%	0.3%	0	0.0%	0.2%	0.3%
Asian	15	4.3%	4.4%	4.8%	15	4.1%	4.6%	4.8%
Pacific Islander	0	0.0%	0.1%	0.2%	0	0.0%	0.1%	0.2%
Two or More Races	24	6.9%	3.8%	2.9%	27	7.4%	3.8%	2.9%
Sex:								
Female	171	49.0%	48.8%	48.9%	180	49.3%	48.8%	48.8%
Male	178	51.0%	51.2%	51.1%	185	50.7%		



Texas Education Agency  
 2021-22 Student Information (TAPR)  
 BRYKER WOODS EL (227901110) - AUSTIN ISD - TRAVIS COUNTY

Student Information	--Non-Special Education Rates--			---Special Education Rates---		
	Campus	District	State	Campus	District	State

Texas Education Agency  
2021-22 Staff Information (TAPR)  
BRYKER WOODS EL (227901110) - AUSTIN ISD - TRAVIS COUNTY

	----- Campus -----		District	State
Staff Information	Count/Average	Percent	District	State
Total Staff	29.6	100.0%	100.0%	100.0%
Professional Staff:	28.6	96.6%	63.7%	64.1%
Teachers	24.6	83.1%	49.5%	49.3%
Professional Support	2.0	6.7%	10.5%	10.7%
Campus Administration (School Leadership)	2.0	6.7%	3.1%	2.9%
Educational Aides:	1.0	3.4%	10.1%	11.1%
Librarians and Counselors (Headcount):				
Full-time Librarians	1.0	n/a	83.0	4,194.0
Part-time Librarians	0.0	n/a	27.0	607.0
Full-time Counselors	1.0	n/a	215.0	13,550.0
Part-time Counselors	0.0	n/a	2.0	1,176.0
Total Minority Staff:	4.2	14.3%	58.3%	52.1%
Teachers by Ethnicity:				
African American	0.0	0.0%	5.9%	11.2%
Hispanic	2.2	8.9%	34.4%	28.9%
White	21.4	86.8%	55.2%	56.4%
American Indian	0.0	0.0%	0.2%	0.3%
Asian	1.1	4.3%	2.9%	1.9%
Pacific Islander	0.0	0.0%	0.1%	0.1%
Two or More Races	0.0	0.0%	1.3%	1.2%
Teachers by Sex:				
Males	2.1	8.4%	25.9%	24.1%
Females	22.6	91.6%	74.1%	75.9%
Teachers by Highest Degree Held:				
No Degree	0.1	0.2%	1.1%	1.4%
Bachelors	16.4	66.4%	68.4%	72.6%
Masters	7.2	29.3%	29.9%	25.2%
Doctorate	1.0	4.1%	0.7%	0.8%
Teachers by Years of Experience:				
Beginning Teachers	1.2	4.9%	6.4%	7.9%
1-5 Years Experience	9.2	37.3%	28.4%	26.7%
6-10 Years Experience	3.2	12.9%	21.4%	20.6%
11-20 Years Experience	8.1	32.7%	27.8%	28.6%
21-30 Years Experience	1.0	4.1%	12.8%	13.2%

Texas Education Agency  
2021-22 Staff Information (TAPR)  
BRYKER WOODS EL (227901110) - AUSTIN ISD - TRAVIS COUNTY

	----- Campus -----			
Staff Information	Count/Average	Percent	District	State
Over 30 Years Experience	2.0	8.1%	3.2%	2.9%
Number of Students per Teacher	14.2	n/a	13.8	14.6

Staff Information	Campus	District	State
<b>Experience of Campus Leadership:</b>			
Average Years Experience of Principals	1.0	6.6	6.3
Average Years Experience of Principals with District	1.0	6.2	5.4
Average Years Experience of Assistant Principals	5.0	5.5	5.5
Average Years Experience of Assistant Principals with District	<b>5.0</b>	<b>5.0</b>	4.8
<b>Average Years Experience of Teachers:</b>			
Average Years Experience of Teachers:	8.6	10.4	11.1
Average Years Experience of Teachers with District:	7.3	7.9	7.2
<b>Average Teacher Salary by Years of Experience (regular duties only):</b>			
Beginning Teachers	\$49,373	\$50,931	\$51,054
1-5 Years Experience	\$53,820	\$53,753	\$54,577
6-10 Years Experience	\$55,286	\$55,764	\$57,746
11-20 Years Experience	\$55,698	\$56,873	\$61,377
21-30 Years Experience	\$58,892	\$61,418	\$65,949
Over 30 Years Experience	\$68,465	\$71,664	\$71,111
<b>Average Actual Salaries (regular duties only):</b>			
Teachers	\$55,801	\$56,424	\$58,887
Professional Support	\$57,386	\$74,370	\$69,505
Campus Administration (School Leadership)	\$88,506	\$91,811	\$84,990
Instructional Staff Percent:	n/a	62.4%	64.9%



Texas Education Agency  
 2021-22 Staff Information (TAPR)  
 BRYKER WOODS EL (227901110) - AUSTIN ISD - TRAVIS COUNTY

Program Information	----- Campus -----		District	State
	Count	Percent		
Special Education	2.0	8.1%	16.6%	9.6%
Other	0.0	0.0%	8.5%	3.5%

- Indicates there are no students in the group.
- \* Indicates results are masked due to small numbers to protect student confidentiality.
- \*\* When only one student disability or assessment group is masked, then the second smallest student disability or assessment group is masked regardless of size.
- n/a Indicates data reporting is not applicable for this group.
- ? Indicates that the data for this item were statistically improbable or were reported outside a reasonable range.

Link to: [PEIMS Financial Standard Reports 2020-21 Financial Actual Report](#)  
 (To open link in a new window, press the "Ctrl" key and click on the link.)