

# 2021-22 Texas Academic Performance Report (TAPR)

District Name: AUSTIN ISD

Campus Name: SANCHEZ EL

Campus Number: 227901127

2022 Accountability Rating: B

Distinction Designations:

Top 25 Percent: Comparative Academic Growth

This page is intentionally blank.









Texas Education Agency  
2021-22 Progress (TAPR)  
SANCHEZ EL (227901127) - AUSTIN ISD - TRAVIS COUNTY

Due to the cancellation of spring 2020 STAAR, 2022 and 2019 progress data are shown.

	School Year	State																	






Texas Education Agency  
 2021-22 Bilingual Education/English as a Second Language (Current EB Students/EL) (TAPR)  
 SANCHEZ EL (227901127) - AUSTIN ISD - TRAVIS COUNTY

Due to the cancellation of spring 2020 STAAR, 2022 and 2019 School progress and STAAR progress measure data are shown.

	School Year	State	District	Campus	Total Bilingual Education	BE-Trans Early Exit	BE-Trans Late Exit	BE-Dual Two-Way	BE-Dual One-Way	ALP Bilingual (Exception)	Total ESL	ESL Content-Based	ESL Pull-Out	ALP ESL (Waiver)	EB/EL with Parental Denial	Never EB/EL	Total EB/EL (Current)	Monitored & Former EB/EL
All Grades ELA/Reading	2022	78%	78%	81%	75%	-	-	75%	-	-	80%	*	-	*	-	91%	76%	-
	2019	68%	68%	67%	67%	-	-	-	67%	-	*	*	-	-	-	-	65%	-
All Grades Mathematics	2022	69%	73%	93%	94%	-	-	94%	-	-	100%	*	-	*	-	92%	94%	-
	2019																	

Texas Education Agency  
2021-22 STAAR Participation (TAPR)  
SANCHEZ EL (227901127) - AUSTIN ISD - TRAVIS COUNTY

		State	District	Campus	African American	Hispanic	White	American Indian	Asian										
[Redacted]																			
[Redacted]																			
[Redacted]																			
[Redacted]																			
[Redacted]																			
[Redacted]																			
[Redacted]																			
[Redacted]																			
[Redacted]																			
[Redacted]																			
[Redacted]																			
[Redacted]																			
[Redacted]																			
[Redacted]																			
[Redacted]																			
[Redacted]																			
[Redacted]																			
[Redacted]																			
[Redacted]																			
[Redacted]																			
[Redacted]																			
[Redacted]																			



Texas Education Agency  
2021-22 STAAR Participation (TAPR)  
SANCHEZ EL (227901127) - AUSTIN ISD - TRAVIS COUNTY





	State	District	Campus	African American	Hispanic	White	American Indian	Asian	Pacific Islander	Two or More Races	Special Ed (Current)	Special Ed (Former)	Continuously Enrolled	Non-Continuously Enrolled	Econ Disadv	EB & EL (Current & Monitored)
Not Included in Accountability: Other Exclusions	0%	0%	0%	*	0%	*	-	-	-	-	*	-	0%	0%	0%	0%
Not Tested	13%	42%	23%	*	22%	*	-	-	-	-	*	-	31%	15%	27%	25%
Absent	2%	3%	4%	*	0%	*	-	-	-	-	*	-	8%	0%	5%	0%
Other	10%	38%	19%	*	22%	*	-	-	-	-	*	-	23%	15%	23%	25%


\* Indicates results are masked due to small numbers to protect student confidentiality.  
- Indicates there are no students in the group.



Texas Education Agency  
 2021-22 Attendance, Graduation, and Dropout Rates (TAPR)  
 SANCHEZ EL (227901127) - AUSTIN ISD - TRAVIS COUNTY

	State	District	Campus	African American	Hispanic	White	American Indian	Asian	Pacific Islander	Two or More Races	Special Ed		
--	-------	----------	--------	------------------	----------	-------	-----------------	-------	------------------	-------------------	------------	--	--





Texas Education Agency  
2021-22 Graduation Profile (TAPR)  
SANCHEZ EL (227901127) - AUSTIN ISD - TRAVIS COUNTY

	Campus Count	Campus Percent	District Count	State Count



Texas Education Agency  
2021-22 College, Career, and Military Readiness (CCMR) (TAPR)  
SANCHEZ EL (227901127) - AUSTIN ISD - TRAVIS COUNTY

There is no data for this campus.

Texas Education Agency  
2021-22 CCMR-Related Indicators (TAPR)  
SANCHEZ EL (227901127) - AUSTIN ISD - TRAVIS COUNTY

There is no data for this campus.

Texas Education Agency  
2021-22 Other Postsecondary Indicators (TAPR)





Texas Education Agency  
2021-22 Student Information (TAPR)  
SANCHEZ EL (227901127) - AUSTIN ISD - TRAVIS COUNTY

Student Information	--Non-Special Education Rates--			---Special Education Rates---		
	Campus	District	State	Campus	District	State
Retention Rates by Grade:						
Kindergarten	0.0%	0.7%	1.9%	0.0%	2.6%	5.2%
Grade 1	0.0%	0.7%	2.9%	0.0%	1.3%	4.2%
Grade 2	0.0%	0.5%	1.7%	0.0%	1.6%	2.2%
Grade 3	0.0%	0.5%	1.0%	0.0%	0.3%	1.0%
Grade 4	0.0%	0.1%	0.7%	0.0%	0.5%	0.7%
Grade 5	0.0%	0.1%	0.5%	0.0%	0.9%	0.7%
Grade 6	-	0.2%	0.6%	-	0.4%	0.6%
Grade 7	-	0.2%	0.7%	-	0.2%	0.7%
Grade 8	-	0.2%	0.6%	-	0.4%	0.8%
Grade 9	-	5.4%	10.5%	-	7.1%	14.1%

Class Size Averages by Grade and Subject  
(Derived from teacher responsibility records):

Class Size Information	Campus	District	State
Elementary:			
Kindergarten	1.0	17.5	18.7
Grade 1	17.7	16.9	18.7
Grade 2	3.8	15.7	18.6
Grade 3	10.4	15.1	18.7
Grade 4	4.0	15.7	18.8
Grade 5	2.8	18.0	20.2
Grade 6	-	17.7	19.2
Secondary:			
English/Language Arts	-	15.9	16.3
Foreign Languages	-	18.0	18.4
Mathematics	-	17.5	17.5
Science	-	19.3	18.5
Social Studies	-	18.7	19.1

Texas Education Agency  
 2021-22 Staff Information (TAPR)  
 SANCHEZ EL (227901127) - AUSTIN ISD - TRAVIS COUNTY

Staff Information	----- Campus -----		District	State
	Count/Average	Percent		
Total Staff	39.9	100.0%	100.0%	100.0%
Professional Staff:	34.9	87.5%	63.7%	64.1%
Teachers	30.5	76.6%	49.5%	49.3%
Professional Support	2.3	5.9%	10.5%	10.7%
Campus Administration (School Leadership)	2.0	5.0%	3.1%	2.9%
Educational Aides:	5.0	12.5%	10.1%	11.1%
Librarians and Counselors (Headcount):				
Full-time Librarians	1.0	n/a	83.0	4,194.0
Part-time Librarians	0.0	n/a	27.0	607.0
Full-time Counselors	1.0	n/a	215.0	13,550.0
Part-time Counselors	0.0	n/a	2.0	1,176.0
Total Minority Staff:	30.6	76.7%	58.3%	52.1%
Teachers by Ethnicity:				
African American	0.0	0.0%	5.9%	11.2%
Hispanic	23.5	77.0%	34.4%	28.9%
White	6.9	22.7%	55.2%	56.4%
American Indian	0.0	0.0%	0.2%	0.3%
Asian	0.1	0.2%	2.9%	1.9%
Pacific Islander	0.0	0.0%	0.1%	0.1%
Two or More Races	0.0	0.0%	1.3%	1.2%
Teachers by Sex:				
Males	4.2	13.6%	25.9%	24.1%
Females	26.4	86.4%	74.1%	75.9%
Teachers by Highest Degree Held:				
No Degree	0.0	0.0%	1.1%	1.4%
Bachelors	22.2	72.7%	68.4%	72.6%
Masters	8.3	27.3%	29.9%	25.2%
Doctorate	0.0	0.0%	0.7%	0.8%

Teachers 0.808 0.855 0.894 RG 0.14 w 1 9 Tf 243.36 94.03 Td (0.808 0.855 0.894 RG 0.14 w 1 re B\* 1 J j 1 0 J 0 j 494.06 169.48





Texas Education Agency  
 2021-22 Staff Information (TAPR)  
 SANCHEZ EL (227901127) - AUSTIN ISD - TRAVIS COUNTY

Program Information	----- Campus -----		District	State
	Count	Percent		
Special Education	2.0	6.6%	16.6%	9.6%
Other	0.0	0.0%	8.5%	3.5%

- Indicates there are no students in the group.
- \* Indicates results are masked due to small numbers to protect student confidentiality.
- \*\* When only one student disability or assessment group is masked, then the second smallest student disability or assessment group is masked regardless of size.
- n/a Indicates data reporting is not applicable for this group.
- ? Indicates that the data for this item were statistically improbable or were reported outside a reasonable range.

Link to: [PEIMS Financial Standard Reports 2020-21 Financial Actual Report](#)