

2021-22 Texas Academic Performance Report (TAPR)

District Name: AUSTIN ISD


Campus Name: WOOTEN EL

This page is intentionally blank.





Texas Education Agency
2021-22 Progress (TAPR)





The image shows a horizontal bar chart. The top portion of the bar is a solid blue color, and the bottom portion is a solid tan color. The bar is divided into 18 equal-width segments by thin vertical lines. The blue segment is approximately 85% of the total height, while the tan segment is approximately 15%.

A horizontal bar composed of 10 equal-width segments, all filled with a solid blue color. The segments are separated by thin white vertical lines. This bar likely represents a data series or a set of categories.

Texas Education Agency
 2021-22 STAAR Participation (TAPR)
 WOOTEN EL (227901144) - AUSTIN ISD - TRAVIS COUNTY

	State	District	Campus	African American	Hispanic	White	American Indian	Asian	Pacific Islander	Two or More Races	Special Ed (Current)	Special Ed (Former)	Continuously Enrolled	Non-Continuously Enrolled	Econ Disadv	EB (EL (Current) &.28 4)



Texas Education Agency
2021-22 Graduation Profile (TAPR)
WOOTEN EL (227901144) - AUSTIN ISD - TRAVIS COUNTY

	Campus Count	Campus Percent	District Count	State Count
Graduates(2020-21 Annual Graduates)				
Total Graduates	-	-	4,515	358,842
By Ethnicity:				
African American	-	-	317	44,018
Hispanic	-	-	2,313	183,306
White	-	-	1,520	103,898
American Indian	-	-	10	1,195
Asian	-	-	195	18,030
Pacific Islander	-	-	3	553
Two or More Races	-	-	157	7,842
By Graduation Type:				
Minimum H.S. Program	-	-	22	934
Recommended H.S. Program/Distinguished Achievement Program	-	-	0	729
Foundation H.S. Program (No Endorsement)	-	-	439	56,281
Foundation H.S. Program (Endorsement)	-	-	121	13,582
Foundation H.S. Program (DLA)	-	-	3,933	287,316
Special Education Graduates	-	-	461	31,028
Economically Disadvantaged Graduates	-	-	1,727	184,225
Emergent Bilingual (EB)/English Learner (EL) Graduates	-	-	542	32,809
At-Risk Graduates	-	-	1,860	155,884
CTE Completers	-	-	1,211	99,076

There is no data for this campus.

Texas Education Agency
2021-22 Other Postsecondary Indicators (TAPR)
WOOTEN EL (227901144) - AUSTIN ISD - TRAVIS COUNTY

There is no data for this campus.

Texas Education Agency
 2021-22 Student Information (TAPR)
 WOOTEN EL (227901144) - AUSTIN ISD - TRAVIS COUNTY

Student Information	Membership				Enrollment			
	Campus		District	State	Campus		District	State
	Count	Percent			Count	Percent		
Total Students	393	100.0%	71,883	5,402,928	412	100.0%	74,602	5,427,370
Students by Grade:								
Early Childhood Education	0	0.0%	0.1%	0.3%	0	0.0%	0.2%	0.4%
Pre-Kindergarten	732r4 w Kindergarten							



Texas Education Agency
2021-22 Student Information (TAPR)
WOOTEN EL (227901144) - AUSTIN ISD - TRAVIS COUNTY

--	--	--	--	--	--	--	--	--	--

--	--	--	--	--	--	--	--	--	--

--	--	--	--	--	--	--	--	--	--

--	--	--	--	--	--	--	--	--	--

Texas Education Agency
2021-22 Student Information (TAPR)
WOOTEN EL (227901144) - AUSTIN ISD - TRAVIS COUNTY



Student Information	--Non-Special Education Rates--			---Special Education Rates---		
	Campus	District	State	Campus	District	State
Retention Rates by Grade:						
Kindergarten	0.0%	0.7%	1.9%	14.3%	2.6%	5.2%
Grade 1	0.0%	0.7%	2.9%	0.0%	1.3%	4.2%
Grade 2	0.0%	0.5%	1.7%	0.0%	1.6%	2.2%
Grade 3	1.9%	0.5%	1.0%	0.0%	0.3%	1.0%
Grade 4	0.0%	0.1%	0.7%	0.0%	0.5%	0.7%
Grade 5	3.2%	0.1%	0.5%	0.0%	0.9%	0.7%
Grade 6	-	0.2%	0.6%	-	0.4%	0.6%
Grade 7	-	0.2%	0.7%	-	0.2%	0.7%
Grade 8	-	0.2%	0.6%	-	0.4%	0.8%
Grade 9	-	5.4%	10.5%	-	7.1%	14.1%

Class Size Averages by Grade and Subject
(Derived from teacher responsibility records):

Class Size Information	Campus	District	State
Elementary:			
Kindergarten	17.2	17.5	18.7
Grade 1	2.0	16.9	18.7
Grade 2	15.0	15.7	18.6
Grade 3	1.4	15.1	18.7
Grade 4	2.0	15.7	18.8
Grade 5	20.8	18.0	20.2
Grade 6	-	17.7	19.2
Secondary:			
English/Language Arts	-	15.9	16.3
Foreign Languages	-	18.0	18.4
Mathematics	-	17.5	17.5
Science	-	19.3	18.5
Social Studies	-	18.7	19.1

Texas Education Agency
 2021-22 Staff Information (TAPR)
 WOOTEN EL (227901144) - AUSTIN ISD - TRAVIS COUNTY

Staff Information	----- Campus -----		District	State
	Count/Average	Percent		
Total Staff	44.3	100.0%	100.0%	100.0%
Professional Staff:	36.3	81.9%	63.7%	64.1%
Teachers	31.6	71.4%		



Texas Education Agency
2021-22 Staff Information (TAPR)
WOOTEN EL (227901144) - AUSTIN ISD - TRAVIS COUNTY

	----- Campus -----	
Staff Information		

Texas Education Agency
 2021-22 Staff Information (TAPR)
 WOOTEN EL (227901144) - AUSTIN ISD - TRAVIS COUNTY

Program Information	----- Campus -----		District	State
	Count	Percent		
Special Education	7.6	23.9%	16.6%	9.6%
Other	0.0	0.0%	8.5%	3.5%

- Indicates there are no students in the group.
- * Indicates results are masked due to small numbers to protect student confidentiality.
- ** When only one student disability or assessment group is masked, then the second smallest student disability or assessment group is masked regardless of size.
- n/a Indicates data reporting is not applicable for this group.
- ? Indicates that the data for this item were statistically improbable or were reported outside a reasonable range.

Link to: [PEIMS Financial Standard Reports 2020-21 Financial Actual Report](#)
 (To open link in a new window, press the "Ctrl" key and click on the link.)