

2021-22 Texas Academic Performance Report (TAPR)

District Name: AUSTIN ISD

Campus Name: KIKER EL

Campus Number: 227901180

2022 Accountability Rating: A


This page is intentionally blank.

Texas Education Agency
 2021-22 STAAR Performance (TAPR)
 KIKER EL (227901180) - AUSTIN ISD - TRAVIS COUNTY

	School Year	State	District	Campus	African American	Hispanic	White	American Indian	Asian	Pacific Islander	Two or More Races	Special Ed (Current)	Special Ed (Former)	Continuously Enrolled	Non-Continuously Enrolled	Econ Disadv	EB & EL (Current & Monitored)
At Approaches Grade Level or Above	2022	81%	84%	97%	*	96%	98%	*	100%	-	100%	76%	100%	97%	95%	100%	86%
	2021																



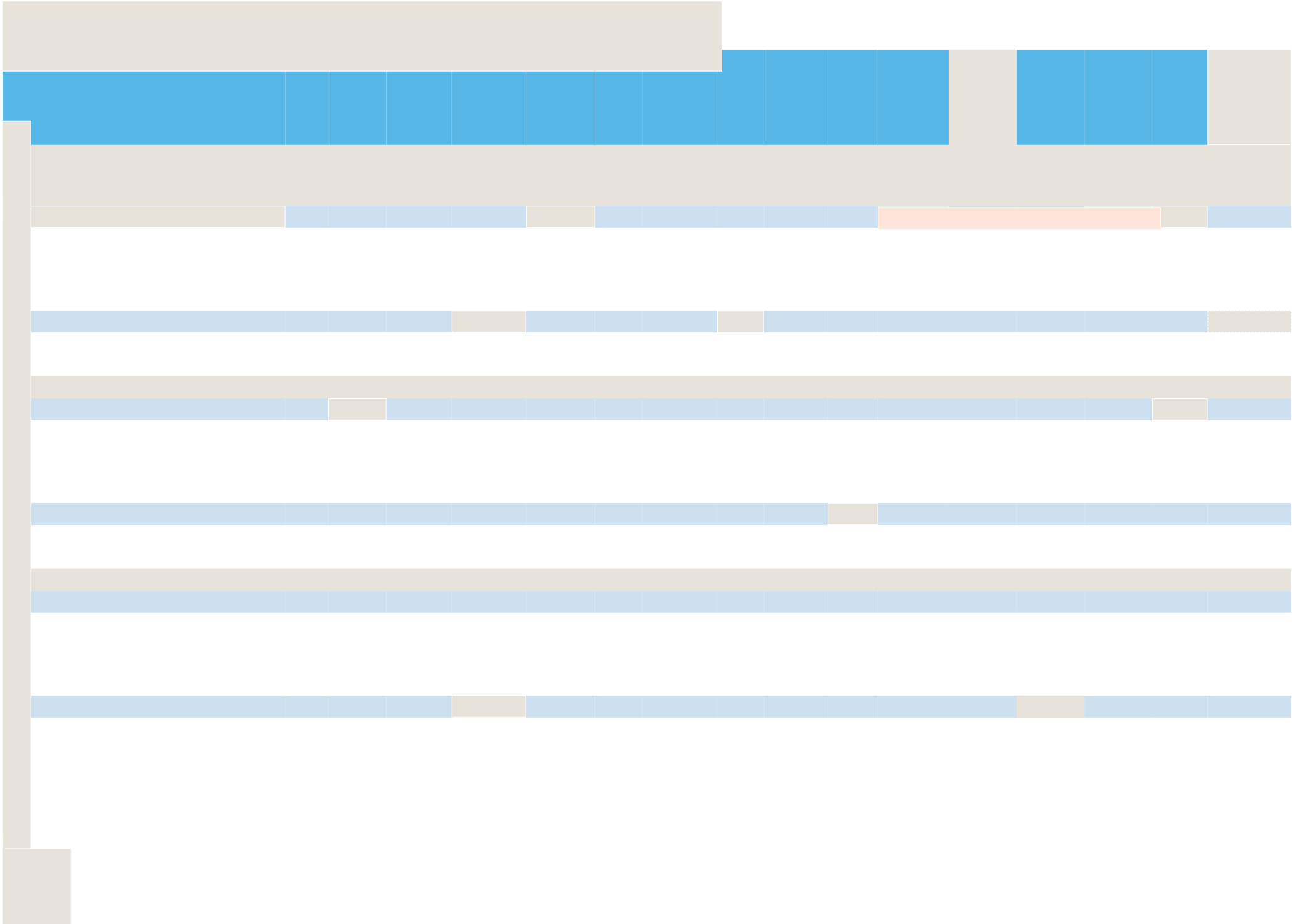
Texas Education Agency
2021-22 Progress (TAPR)



Texas Education Agency
 2021-22 Bilingual Education/English as a Second Language (Current EB Students/EL) (TAPR)
 KIKER EL (227901180) - AUSTIN ISD - TRAVIS COUNTY

Due to the cancellation of spring 2020 STAAR, 2022 and 2019 School progress and STAAR progress measure data are shown.

	School Year	State	District	Campus	Total Bilingual Education	BE-Trans Early Exit	BE-Trans Late Exit	BE-Dual Two-Way	BE-Dual One-Way	ALP Bilingual (Exception)	Total ESL	ESL Content-Based	ESL Pull-Out	ALP ESL (Waiver)	EB/EL with Parental Denial	Never EB/EL	Total EB/EL (Current)	Monitored & Former EB/EL
All Grades ELA/Reading	2022	78%	78%	92%	-	-	-	-	-	-	100%	100%	-	-	-	92%	100%	80%
	2019	68%	68%	77%	-	-	-	-	-	-	73%	73%	-	-	-	-	73%	-
All Grades Mathematics	2022																	




Texas Education Agency
 2021-22 STAAR Participation (TAPR)
 KIKER EL (227901180) - AUSTIN ISD - TRAVIS COUNTY

	State	District	Campus	African American	Hispanic	White	American Indian	Asian	Pacific Islander	Two or More Races	Special Ed (Current)	Special Ed (Former)	Continuously Enrolled	Texas Education Agency	

Texas Education Agency
 2021-22 STAAR Participation (TAPR)
 KIKER EL (227901180) - AUSTIN ISD - TRAVIS COUNTY

	State	District	Campus	African American	Hispanic	White	American Indian	Asian	Pacific Islander	Two or More Races	Special Ed (Current)	Special Ed (Former)	Continuously Enrolled	Non-Continuously Enrolled	Econ Disadv	EB & EL (Current & Monitored)
Not Included in Accountability: Other Exclusions	0%	0%	0%	*	0%	0%	-	0%	-	0%	0%	*	0%	0%	0%	0%
Not Tested	13%	42%	46%	*	41%	46%	-	40%	-	80%	58%	*	47%	40%	50%	22%
Absent	2%	3%	2%	*	0%	3%	-	0%	-	0%	0%	*	2%	0%	0%	





Texas Education Agency
2021-22 College, Career, and Military Readiness (CCMR) (TAPR)
KIKER EL (227901180) - AUSTIN ISD - TRAVIS COUNTY

There is no data for this campus.





Texas Education Agency
2021-22 CCMR-Related Indicators (TAPR)
KIKER EL (227901180) - AUSTIN ISD - TRAVIS COUNTY

There is no data for this campus.

Texas Education Agency
2021-22 Other Postsecondary Indicators (TAPR)
KIKER EL (227901180) - AUSTIN ISD - TRAVIS COUNTY

There is no data for this campus.

Texas Education Agency
2021-22 Student Information (TAPR)
KIKER EL (227901180) - AUSTIN ISD - TRAVIS COUNTY



Texas Education Agency
2021-22 Staff Information (TAPR)
KIKER EL (227901180) - AUSTIN ISD - TRAVIS COUNTY

Texas Education Agency
 2021-22 Staff Information (TAPR)
 KIKER EL (227901180) - AUSTIN ISD - TRAVIS COUNTY

Program Information	----- Campus -----		District	State
	Count	Percent		
Special Education	8.0	16.4%	16.6%	9.6%
Other	0.0	0.0%	8.5%	3.5%

- Indicates there are no students in the group.
- * Indicates results are masked due to small numbers to protect student confidentiality.
- ** When only one student disability or assessment group is masked, then the second smallest student disability or assessment group is masked regardless of size.
- n/a Indicates data reporting is not applicable for this group.
- ? Indicates that the data for this item were statistically improbable or were reported outside a reasonable range.

Link to: [PEIMS Financial Standard Reports 2020-21 Financial Actual Report](#)
 (To open link in a new window, press the "Ctrl" key and click on the link.)