


# 2022-23 Texas Academic Performance Report (TAPR)

District Name: AUSTIN ISD

Campus Name: NAVARRO EARLY COLLEGE H S


Campus Number: 227901004


This page is intentionally blank.



Texas Education Agency  
2022-23 STAAR Performance (TAPR)  
NAVARRO EARLY COLLEGE H S (227901004) - AUSTIN ISD - TRAVIS COUNTY

School Year	State	District	Campus	African American	Hispanic	White	American Indian	Asian	Pacific Islander	Two or More Races	Special Ed (Current)	Special Ed (Former)	Continuously Enrolled	Non-Continu-
-------------	-------	----------	--------	------------------	----------	-------	-----------------	-------	------------------	-------------------	----------------------	---------------------	-----------------------	--------------







Texas Education Agency  
 2022-23 Bilingual Education/English as a Second Language (Current EB Students/EL) (TAPR)  
 NAVARRO EARLY COLLEGE H S (227901004) - AUSTIN ISD - TRAVIS COUNTY

	School Year	State	District	Campus	Total Bilingual Education	BE-Trans Early Exit	BE-Trans Late Exit	BE-Dual Two-Way	BE-Dual One-Way	ALP Bilingual (Exception)	Total ESL	ESL Content-Based	ESL Pull-Out	ALP ESL (Waiver)	EB/EL with Parental Denial	Never EB/EL	Total EB/EL (Current)	Monitored & Former EB/EL
STAAR Performance Rate by Subject and Performance Level																		
All Subjects																		
58%	2023	76%	74%	65%	47%	-	-	49%	-	39%	61%	-	62%	59%	*	77%	58%	

58%

2023  
49%

39%

65%

74%

77%

Subjects

Texas Education Agency  
2022-23 Bilingual Education/English as a Second Language (Current EB Students/EL) (TAPR)  
NAVARRO EARLY COLLEGE H S (227901004) - AUSTIN ISD - TRAVIS COUNTY

School Year	State	District	Campus																
-------------	-------	----------	--------	--	--	--	--	--	--	--	--	--	--	--	--	--	--	--	--













Texas Education Agency  
 2022-23 Attendance, Graduation, and Dropout Rates (TAPR)  
 NAVARRO EARLY COLLEGE H S (227901004) - AUSTIN ISD - TRAVIS COUNTY

	State	District	Campus	African American	Hispanic	White	American Indian	Asian	Pacific Islander	Two or More Races	Special Ed	Econ Disadv	EB/EL
Class of 2022	84.3%	90.8%	74.8%	69.6%	73.8%	100.0%	-	*	-	*	27.8%	73.9%	66.7%
Class of 2021	81.9%	89.7%	67.1%	56.3%	67.1%	*	-	80.0%	-	*	28.2%	65.4%	62.4%
RHSP/DAP/FHSP-E/FHSP-DLA Graduates (Longitudinal Rate)													
Class of 2022	88.0%	92.2%	77.3%	73.9%	76.2%	100.0%	-	*	-	*	27.8%	76.1%	68.2%
Class of 2021	85.7%	92.0%	68.3%	68.8%	67.6%	*	-	80.0%	-	*	33.3%	67.0%	63.2%
RHSP/DAP Graduates (Annual Rate)													
2021-22	23.6%	*	-	-	-	-	-	-	-	-	-	-	-
2020-21	43.8%	0.0%	-	-	-	-	-	-	-	-	-	-	-
FHSP-E Graduates (Annual Rate)													
2021-22	3.9%	1.8%	2.4%	3.8%	2.4%	0.0%	-	0.0%	-	*	0.0%	2.0%	1.5%
2020-21	3.8%	2.7%	0.8%	12.5%	0.0%	*	-	0.0%	-	*	5.0%	1.0%	0.0%
FHSP-DLA Graduates (Annual Rate)													
2021-22	82.3%	87.9%	73.6%	69.2%	73.1%	.00500	RG7.72	Td (-)Tj E j BT /TT4 9.09 Tf 363.02 332.2 Td (73.1%)Tj ET 0.8081 j D d 0 J j !					



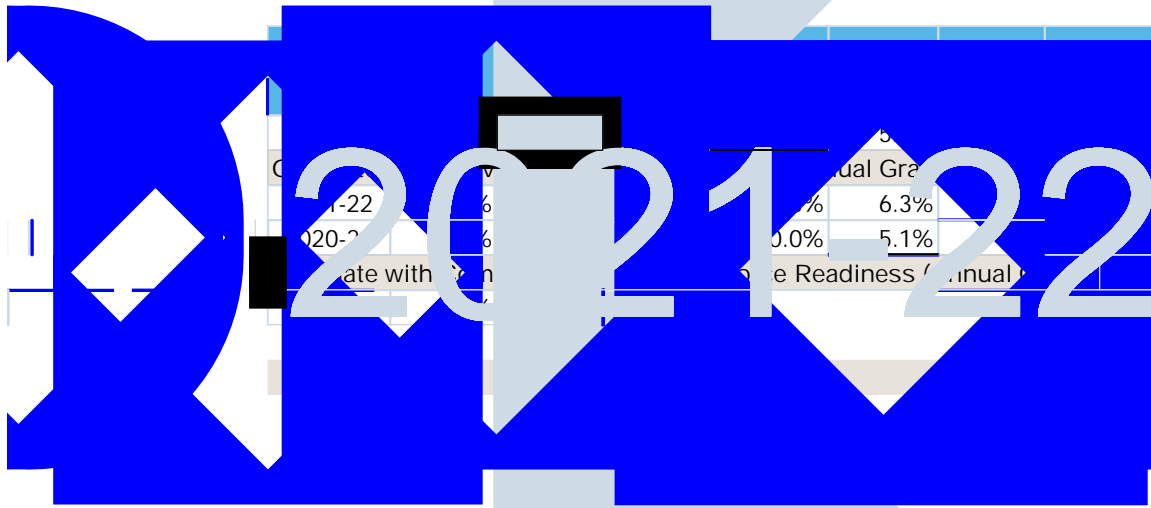
Texas Education Agency  
 2022-23 Graduation Profile (TAPR)  
 NAVARRO EARLY COLLEGE H S (227901004) - AUSTIN ISD - TRAVIS COUNTY

	Campus Count	Campus Percent	District Count	State Count
Graduatesf(2021-22 Annual Graduates)				
Total Graduates	296	100.0%	4,605	368,686
<b>By Ethnicity:</b>				
African American	26	8.8%	306	45,227
Hispanic	253	85.5%	2,336	191,125
White	11	3.7%	1,567	103,171
American Indian	0	0.0%	7	1,159
Asian	5	1.7%	228	18,794
Pacific Islander	0	0.0%	5	569
Two or More Races	1	0.3%	156	8,641
<b>By Graduation Type:</b>				
Minimum H.S. Program	0	0.0%	1	433









Asian	Pacific Islander	Two or More Races	EB/EL
16.7%	-	*	4.2%
0.0%	-	*	3.7%
0.0%	-	*	5.1%

C 0.951








Texas Education Agency  
2022-23 Student Information (TAPR)  
NAVARRO EARLY COLLEGE H S (227901004) - AUSTIN ISD - TRAVIS COUNTY

Student Information	Membership				Enrollment			
	Campus		District	State	Campus		District	State
	Count	Percent			Count	Percent		
Students w/ Dyslexia	95	5.8%	6.9%	5.5%	95	5.8%	6.9%	5.5%
Foster Care	0	0.0%	0.1%	0.2%	0	0.0%	0.1%	0.2%
Homeless	13	0.8%	0.9%	1.3%	13	0.8%	0.9%	1.3%
Immigrant	195	11.8%	6.1%	2.2%	195	11.8%	6.1%	2.2%
Migrant	1	0.1%	0.0%	0.3%	1	0.1%	0.0%	0.3%
Title I	1,649	100.0%	48.5%	64.6%	1,649	100.0%	48.4%	64.6%
Military Connected	0	0.0%	0.2%	3.6%	0	0.0%	0.2%	3.6%
At-Risk	1,403	85.1%	46.9%	53.3%	1,403	85.1%	46.8%	53.3%
Students by Instructional Program:								
Bilingual/ESL Education	1,111	67.4%	34.2%	23.2%	1,111	67.4%	34.1%	23.2%
Career and Technical Education	921	55.9%	25.8%	26.5%	921	55.9%	25.8%	26.5%
Career and Technical Education (9-12 grades only)	921	55.9%	62.0%	72.3%	921	55.9%	61.8%	72.2%
Gifted and Talented Education	139	8.4%	12.9%	8.2%	139	8.4%	12.9%	8.2%
Special Education	224	13.6%	13.8%	12.6%	224	13.6%	13.9%	12.7%
Students with Disabilities by Type of Primary Disability:								
Total Students with Disabilities	224							
By Type of Primary Disability								
Students with Intellectual Disabilities	172	76.8%	49.3%	44.1%				
Students with Physical Disabilities	*	*	18.9%	20.0%				
Students with Autism	**	**	13.7%	15.5%				
Students with Behavioral Disabilities	35	15.6%	17.2%	18.8%				
Students with Non-Categorical Early Childhood	0	0.0%	1.0%	1.6%				
Mobility (2021-22):								
Total Mobile Students	469	25.2%	17.9%	16.8%				
By Ethnicity:								
African American	39	2.1%	2.1%	3.3%				
Hispanic	404	21.7%	11.4%	2.1%				

Texas Education Agency  
2022-23 Student Information (TAPR)






Texas Education Agency  
 2022-23 Staff Information (TAPR)  
 NAVARRO EARLY COLLEGE H S (227901004) - AUSTIN ISD - TRAVIS COUNTY

	----- Campus -----			
Staff Information	Count/Average	Percent	District	State

Texas Education Agency  
2022-23 Staff Information (TAPR)  
NAVARRO EARLY COLLEGE H S (227901004) - AUSTIN ISD - TRAVIS COUNTY

- Indicates there is no data for the item.
- \* Indicates results are masked due to small numbers.
- \*\* When only one student disability or assessment group is masked, then the second smallest student disability or assessment group is masked regardless of size.
- n/a Indicates data reporting is not applicable for this group.
- ? Indicates that the data for this item were statistically improbable or were reported outside a reasonable range.

Link to: [PEIMS Financial Standard Reports 2021-22 Financial Actual Report](#)  
(To open link in a new window, press the "C98.96 T" key Repocblek st "C98 in .