

2022-23 Texas Academic Performance Report (TAPR)

District Name: AUSTIN ISD

Campus Name: LIVELY MIDDLE

Campus Number: 227901043

This page is intentionally blank.



Texas Education Agency
2022-23 STAAR Performance (TAPR)
LIVELY MIDDLE (227901043) - AUSTIN ISD - TRAVIS COUNTY

School Year	State	District	Campus	African American	Hispanic	White	American Indian	Asian	Pacific Islander	Two or More Races	Special Ed (Current)					
-------------	-------	----------	--------	------------------	----------	-------	-----------------	-------	------------------	-------------------	----------------------	--	--	--	--	--



Age (Current EB Students/EL) (TAPR)
 TRAVIS COUNTY

	School Year	State	District	Campus	Total Bilingual Education	BE-Trans Early Exit	BE-Trans Late Exit	BE-Dual Two-Way	BE-Dual One-Way	ALP Bilingual (Exception)	Total ESL	ESL Content-Based	ESL Pull-Out	ALP ESL (Waiver)	EB/EL with Parental Denial	Never EB/EL	Total EB/EL (Current)	Monitored & Former EB/EL
At Masters Grade Level	2023	27%	35%	12%	2%	-	-	0%	-	4%	7%	-	7%	6%	-	18%	3%	27%
	2022	30%	35%	9%	0%	-	-	0%	-	-	3%	-	0%	*	*	14%	2%	4%
School Progress - Annual Growth																		
All Grades Both Subjects	2023	64%	64%	51%	38%	-	-	50%	-	35%	47%	-	50%	44%	-	59%	38%	69%
All Grades ELA/Reading	2023	63%	69%	53%	37%	-	-	42%	-	35%	42%	-	48%	36%		64%	35%	75%
		66%	64%	49%														

Texas Education Agency
 2022-23 STAAR Participation (TAPR)
 LIVELY MIDDLE (227901043) - AUSTIN ISD - TRAVIS COUNTY




	State	District	Campus	African American	Hispanic	White	American Indian	Asian	Pacific Islander	Two or More Races	Special Ed (Current)	Special Ed (Former)	Continuously Enrolled			

Texas Education Agency
 2022-23 Attendance, Graduation, and Dropout Rates (TAPR)
 LIVELY MIDDLE (227901043) - AUSTIN ISD - TRAVIS COUNTY

	State	District	Campus	African American	Hispanic	White	American Indian	Asian	Pacific Islander	Two or More Races	Special Ed	Econ Disadv	EB/EL
Class of 2022	84.3%	90.8%	-	-	-	-	-	-	-	-	-	-	-
Class of 2021	81.9%	89.7%	-	-	-	-	-	-	-	-	-	-	-
RHSP/DAP/FHSP-E/FHSP-DLA Graduates (Longitudinal Rate)													
Class of 2022	88.0%	92.2%	-	-	-	-	-	-	-	-	-	-	-
Class of 2021	85.7%	92.0%	-	-	-	-	-	-	-	-	-	-	-
RHSP/DAP Graduates (Annual Rate)													
2021-22	23.6%	*	-	-	-	-	-	-	-	-	-	-	-
2020-21	43.8%	0.0%	-	-	-	-	-	-	-	-	-	-	-
FHSP-E Graduates (Annual Rate)													
2021-22	3.9%	1.8%	-	-	-	-	-	-	-	-	-	-	-
2020-21	3.8%	2.7%	-	-	-	-	-	-	-	-	-	-	-
FHSP-DLA Graduates (Annual Rate)													
2021-22	82.3%	87.9%	-	-	-	-	-	-	-	-	-	-	-
2020-21	80.4%	87.5%	-	-	-	-	-	-	-	-	-	-	-
RHSP/DAP/FHSP-E/FHSP-DLA Graduates (Annual Rate)													
2021-22	86.0%	89.7%	-	-	-	-	-	-	-	-	-	-	-
2020-21	84.1%	89.8%	-	-	-	-	-	-	-	-	-	-	-

Texas Education Agency
2022-23 Graduation Profile (TAPR)
LIVELY MIDDLE (227901043) - AUSTIN ISD - TRAVIS COUNTY

	Campus Count	Campus Percent	District Count	State Count
--	-----------------	-------------------	-------------------	----------------



There is no data for this campus.


There is no data for this campus.

Texas Education Agency
2022-23 Other Postsecondary Indicators (TAPR)
LIVELY MIDDLE (227901043) - AUSTIN ISD - TRAVIS COUNTY

There is no data for this campus.


Texas Education Agency
2022-23 Student Information (TAPR)
LIVELY MIDDLE (227901043) - AUSTIN ISD - TRAVIS COUNTY

	Membership				Enrollment			
	Campus				Campus			
Student Information								



Texas Education Agency
2022-23 Student Information (TAPR)
LIVELY MIDDLE (227901043) - AUSTIN ISD - TRAVIS COUNTY

--Non-Special Education Rates--						



Texas Education Agency
 2022-23 Staff Information (TAPR)
 LIVELY MIDDLE (227901043) - AUSTIN ISD - TRAVIS COUNTY

Staff Information	----- Campus -----		District	State
	Count/Average	Percent		
Number of Students per Teacher	18.3	n/a	16.5	14.8

Staff Information	Campus	District	State
Experience of Campus Leadership:			
Average Years Experience of Principals	5.0	5.4	6.1
Average Years Experience of Principals with District	5.0	5.1	5.3
Average Years Experience of Assistant Principals	3.0	5.0	5.2
Average Years Experience of Assistant Principals with District	2.3	4.4	4.4
Average Years Experience of Teachers:			
Average Years Experience of Teachers	8.4	10.8	11.0
Average Years Experience of Teachers with District:	6.5	8.4	6.9
Average Teacher Salary by Years of Experience (regular duties only):			
Beginning Teachers	\$52,897	\$52,804	\$53,300
1-5 Years Experience	\$54,713	\$55,611	\$56,516
6-10 Years Experience	\$56,798	\$58,286	\$59,732
11-20 Years Experience	\$58,697	\$59,584	\$60,339

Texas Education Agency
2022-23 Staff Information (TAPR)
LIVELY MIDDLE (227901043) - AUSTIN ISD - TRAVIS COUNTY

- Indicates there is no data for the item.
- * Indicates results are masked due to small numbers.
- ** When only one student disability or assessment group is masked, then the second smallest student disability or assessment group is masked regardless of size.
- n/a Indicates data reporting is not applicable for this group.
- ? Indicates that the data for this item were statistically improbable or were reported outside a reasonable range.

Link to: [PEIMS Financial Standard Reports 2021-22 Financial Actual Report](#)
(To open link in a new window, press the "Ctrl" key and click on the link.)