

2022-23 Texas Academic Performance Report (TAPR)

District Name: AUSTIN ISD

Campus Name: MURCHISON MIDDLE

Campus Number: 227901052

This page is intentionally blank.

Texas Education Agency
2022-23 STAAR Performance (TAPR)




Indian

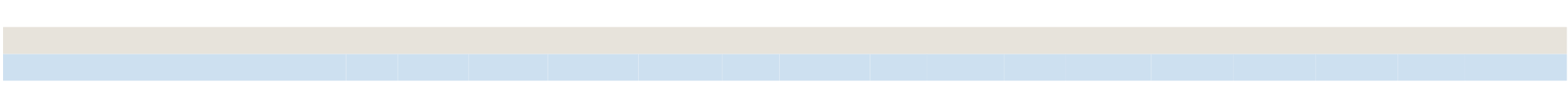


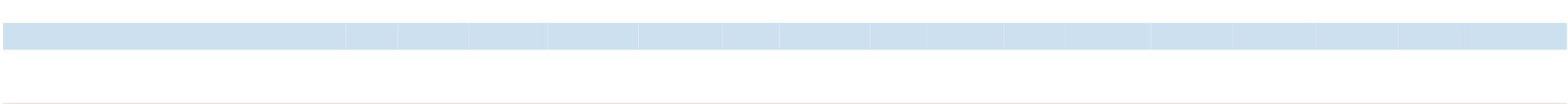


School Year	State	District	Campus	African American	Hispanic	White	American Indian												
-------------	-------	----------	--------	------------------	----------	-------	-----------------	--	--	--	--	--	--	--	--	--	--	--	--



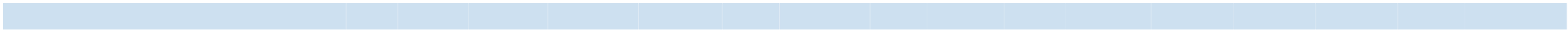
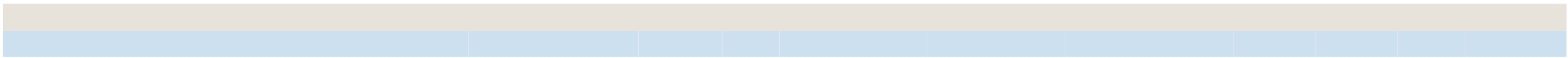


Texas Education Agency
2022-23 Progress (TAPR)
MURCHISON MIDDLE (227901052) - AUSTIN ISD - TRAVIS COUNTY

	School Year	State	District													
--	-------------	-------	----------	--	--	--	--	--	--	--	--	--	--	--	--	--















Texas Education Agency
 2022-23 Attendance, Graduation, and Dropout Rates (TAPR)
 MURCHISON MIDDLE (227901052) - AUSTIN ISD - TRAVIS COUNTY


	State	District	Campus	African American	Hispanic	White	American Indian	Asian	Pacific Islander	Two or More Races	Special Ed	Econ Disadv	EB/EL
Class of 2022	84.3%	90.8%	-	-	-	-	-	-	-	-	-	-	-
Class of 2021	81.9%	89.7%	-	-	-	-	-	-	-	-	-	-	-
RHSP/DAP/FHSP-E/FHSP-DLA Graduates (Longitudinal Rate)													
Class of 2022	88.0%	92.2%	-	-	-	-	-	-	-	-	-	-	-
Class of 2021	85.7%	92.0%	-	-	-	-	-	-	-	-	-	-	-
RHSP/DAP Graduates (Annual Rate)													
2021-22	23.6%												



23.6% 23.6%

Texas Education Agency
 2022-23 Graduation Profile (TAPR)
 MURCHISON MIDDLE (227901052) - AUSTIN ISD - TRAVIS COUNTY


	Campus Count	Campus Percent	District Count	State Count
Graduatesf(2021-22 Annual Graduates)				
Total Graduates	-	-	4,605	368,686
By Ethnicity:				
African American	-	-	306	45,227
Hispanic				



There is no data for this campus.


There is no data for this campus.

Texas Education Agency
2022-23 Student Information (TAPR)
MURCHISON MIDDLE (227901052) - AUSTIN ISD - TRAVIS COUNTY



Texas Education Agency
 2022-23 Student Information (TAPR)
 MURCHISON MIDDLE (227901052) - AUSTIN ISD - TRAVIS COUNTY

Student Information	Membership				Enrollment			
	Campus		District	State	Campus		District	State
	Count	Percent			Count	Percent		
Students w/ Dyslexia	161	13.0%	6.9%	5.5%	161	13.0%	6.9%	5.5%
Foster Care	2	0.2%	0.1%	0.2%	2	0.2%	0.1%	0.2%
Homeless	7	0.6%	0.9%	1.3%	7	0.6%	0.9%	1.3%
Immigrant	38	3.1%	6.1%	2.2%	38	3.1%	6.1%	2.2%
Migrant	0	0.0%	0.0%	0.3%	0	0.0%	0.0%	0.3%
Title I	7	0.6%	48.5%	64.6%	7	0.6%	48.4%	64.6%
Military Connected	3	0.2%	0.2%	3.6%	3	0.2%	0.2%	3.6%
At-Risk	524	42.4%	46.9%	53.3%	524	42.4%	46.8%	53.3%
Students by Instructional Program:								
Bilingual/ESL Education	199	16.1%	34.2%	23.2%	199	16.1%	34.1%	23.2%
Career and Technical Education	423	34.2%	25.8%	26.5%	423	34.2%	25.8%	26.5%
Career and Technical Education (9-12 grades only)	0	0.0%	62.0%	72.3%	0	-	61.8%	72.2%
Gifted and Talented Education	210	17.0%						



Texas Education Agency
2022-23 Student Information (TAPR)
MURCHISON MIDDLE (227901052) - AUSTIN ISD - TRAVIS COUNTY

Texas Education Agency
2022-23 Staff Information (TAPR)
MURCHISON MIDDLE (227901052) - AUSTIN ISD - TRAVIS COUNTY

	----- Campus -----	
Staff Information	Count/Average	

Texas Education Agency
 2022-23 Staff Information (TAPR)
 MURCHISON MIDDLE (227901052) - AUSTIN ISD - TRAVIS COUNTY

Staff Information	----- Campus -----		District	State
	Count/Average	Percent		
Number of Students per Teacher	19.5	n/a	16.5	14.8

Staff Information	Campus	District	State
Experience of Campus Leadership:			
Average Years Experience of Principals	1.0	5.4	6.1
Average Years Experience of Principals with District	1.0	5.1	5.3
Average Years Experience of Assistant Principals	3.7	5.0	5.2
Average Years Experience of Assistant Principals with District	3.7	4.4	4.4
Average Years Experience of Teachers:			
Average Years Experience of Teachers:	13.5	10.8	11.0
Average Years Experience of Teachers with District:	10.7	8.4	6.9
Average Teacher Salary by Years of Experience (regular duties only):			
Beginning Teachers	\$52,503	\$52,804	\$53,300
1-5 Years Experience	\$54,908	\$55,611	\$56,516
6-10 Years Experience	\$57,904	\$58,286	\$59,732
11-20 Years Experience	\$58,456	\$59,544	\$63,389
21-30 Years Experience	\$62,852	\$63,581	\$67,876
Over 30 Years Experience	\$70,764	\$72,794	\$72,560
Average Actual Salaries (regular duties only):			
Teachers	\$58,851	\$58,510	\$60,717
Professional Support	\$66,768	\$75,879	\$72,022
Campus Administration (School Leadership)	\$88,600	\$90,917	\$85,167

Texas Education Agency
2022-23 Staff Information (TAPR)
MURCHISON MIDDLE (227901052) - AUSTIN ISD - TRAVIS COUNTY