

2022-23 Texas Academic Performance Report (TAPR)

District Name: AUSTIN ISD

Campus Name: WEBB MIDDLE

Campus Number: 227901053

This page is intentionally blank.

Texas Education Agency
2022-23 STAAR Performance (TAPR)
WEBB MIDDLE (227901053) - AUSTIN ISD - TRAVIS COUNTY

School
Year

State

District

Campus

African
American

Hispanic

White

American
Indian

Asian


Texas Education Agency
 2022-23 STAAR Performance (TAPR)
 WEBB MIDDLE (227901053) - AUSTIN ISD - TRAVIS COUNTY

	School Year	State	District	Campus	African American	Hispanic	White	American Indian	Asian	Pacific Islander	Two or More Races	Special Ed (Current)	Special Ed (Former)	Continuously Enrolled	Non-Continuously Enrolled	Econ Disadv	EB EL (Current & Monitored)
At Approaches Grade Level or Above	2023	83%	80%	49%	75%	46%	40%	-	*	-	-	26%	0%	56%	39%	49%	46%
	2022	83%	81%	48%	44%	47%	*	-	*	-	*	40%	*	57%	32%	47%	45%
At Meets Grade Level or Above	2023	58%	59%	21%	33%	19%	40%	-	*	-	-	19%	0%	28%	12%	21%	18%
	2022	58%	59%	20%	0%	20%	*	-	*	-	*	15%	*	23%	14%	18%	18%
At Masters Grade Level	2023	28%	34%	4%	8%	3%	20%	-	*	-	-	4%	0%	3%	5%	3%	3%
	2022	37%	42%	10%	0%	11%	*	-	*	-	*	0%	*	13%	4%	10%	9%
Grade 8 Mathematics																	
At Approaches Grade Level or Above																	

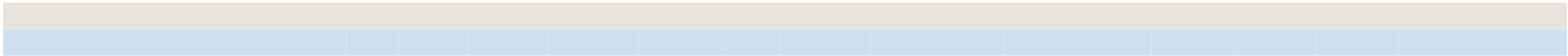
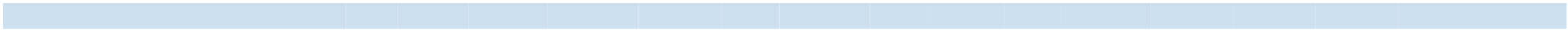

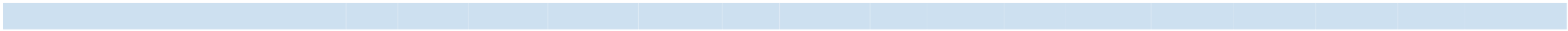
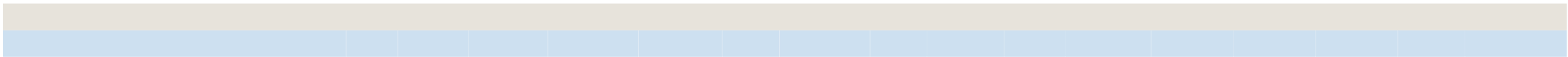
Texas Education Agency
 2022-23 STAAR Performance (TAPR)
 WEBB MIDDLE (227901053) - AUSTIN ISD - TRAVIS COUNTY

	School Year	State	District	Campus	African American	Hispanic	White	American Indian	Asian	Pacific Islander	Two or More Races	Special Ed (Current)	Special Ed (Former)	Continuously Enrolled	Non-Continuously Enrolled	Econ Disadv	EB EL (Current & Monitored)
At Masters Grade Level																	


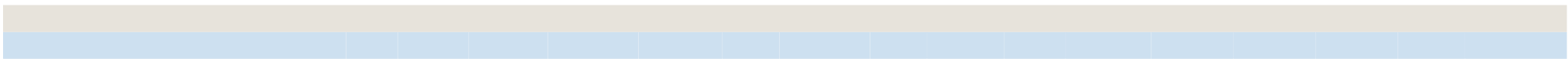
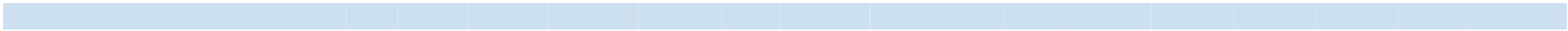
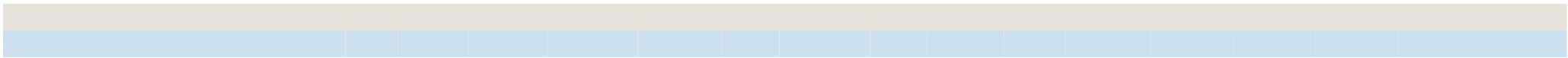

Texas Education Agency
2022-23 Progress (TAPR)
WEBB MIDDLE (227901053) - AUSTIN ISD - TRAVIS COUNTY







Texas Education Agency
2022-23 STAAR Participation (TAPR)
WEBB MIDDLE (227901053) - AUSTIN ISD - TRAVIS COUNTY



Texas Education Agency
 2022-23 Attendance, Graduation, and Dropout Rates (TAPR)
 WEBB MIDDLE (227901053) - AUSTIN ISD - TRAVIS COUNTY

Graduates and TxCHSE

Graduates and TxCHSE

Graduates and TxCHSE

Graduates and TxCHSE

Graduates and TxCHSE

Graduates and TxCHSE

Graduates and TxCHSE

Graduates and TxCHSE

Graduates and TxCHSE

Graduates and TxCHSE

Graduates and TxCHSE



Graduates and TxCHSE

	State	District	Campus	African American	Hispanic	White	American Indian	Asian	Pacific Islander	Two or More Races	Special Ed	Econ Disadv	EB/EL
Attendance Rate													
2021-22	92.2%	90.6%	86.9%	80.2%	87.5%	88.2%	-	91.8%	-	*	83.1%	87.0%	88.1%
2020-21	95.0%	95.2%	90.4%	91.7%	90.2%	89.1%	*	96.9%	-	*	86.7%	90.3%	91.5%
Chronic Absenteeism													
2021-22	25.7%	29.8%	47.3%	63.2%	46.0%	43.8%	-	28.0%	-	83.3%	62.0%	46.9%	44.3%
2020-21	15.0%	14.9%	31.2%	35.3%	31.2%	28.1%	*	0.0%	-	*	49.5%	32.0%	28.5%
Annual Dropout Rate (Gr 7-8)													
2021-22	0.7%	1.0%	3.5%	4.4%	3.4%	0.0%	-	7.1%	-	*	1.6%	3.0%	3.7%
2020-21	0.9%	1.0%	2.5%	6.4%	2.1%	0.0%	*	0.0%	-	*	1.4%	2.4%	1.7%
Annual Dropout Rate (Gr 9-12)													

2020-21	2.4%	1.2%	-	-	-	-	-	-	-	-	-	-	-
4-Year Longitudinal Rate (Gr 9-12)													
Class of 2022													
Graduated	89.7%	95.6%	-	-	-	-	-	-	-	-	-	-	-
Received TxCHSE	0.3%	0.2%	-	-	-	-	-	-	-	-	-	-	-
Continued HS	3.5%	0.9%	-	-	-	-	-	-	-	-	-	-	-
Dropped Out	6.4%	3.2%	-	-	-	-	-	-	-	-	-	-	-
Graduates and TxCHSE	90.0%	95.9%	-	-	-	-	-	-	-	-	-	-	-

Graduates, TxCHSE,

Graduates, TxCHSE,



Texas Education Agency
 2022-23 Attendance, Graduation, and Dropout Rates (TAPR)
 WEBB MIDDLE (227901053) - AUSTIN ISD - TRAVIS COUNTY

	State	District	Campus	African American	Hispanic	White	American Indian	Asian	Pacific Islander	Two or More Races	Special Ed	Econ Disadv	EB/EL
Class of 2022	84.3%	90.8%	-	-	-	-	-	-	-	-	-	-	-
Class of 2021	81.9%	89.7%	-	-	-	-	-	-	-	-	-	-	-
RHSP/DAP/FHSP-E/FHSP-DLA Graduates (Longitudinal Rate)													
Class of 2022	88.0%	92.2%	-	-	-	-	-	-	-	-	-	-	-
Class of 2021	85.7%	92.0%	-	-	-	-	-	-	-	-	-	-	-
RHSP/DAP Graduates (Annual Rate)													
2021-22	23.6%	*	-	-	-	-	-	-	-	-	-	-	-
2020-21	43.8%	0.0%	-	-	-	-	-	-	-	-	-	-	-
FHSP-E Graduates (Annual Rate)													
2021-22	3.9%	1.8%	-	-	-	-	-	-	-	-	-	-	-
2020-21	3.8%	2.7%	-	-	-	-	-	-	-	-	-	-	-
FHSP-DLA Graduates (Annual Rate)													
2021-22	82.3%	87.9%	-	-	-	-	-	-	-	-	-	-	-
2020-21	80.4%	87.5%	-	-	-	-	-	-	-	-	-	-	-
RHSP/DAP/FHSP-E/FHSP-DLA Graduates (Annual Rate)													
2021-22	86.0%	89.7%	-	-	-	-	-	-	-	-	-	-	-
2020-21	84.1%	89.8%	-	-	-	-	-	-	-	-	-	-	-


There is no data for this campus.

Texas Education Agency
2022-23 Other Postsecondary Indicators (TAPR)
WEBB MIDDLE (227901053) - AUSTIN ISD - TRAVIS COUNTY

There is no data for this campus.

Texas Education Agency
 2022-23 Student Information (TAPR)
 WEBB MIDDLE (227901053) - AUSTIN ISD - TRAVIS COUNTY


Student Information	Membership				Enrollment			
	Campus		District	State	Campus		District	State
	Count	Percent			Count	Percent		
Total Students	571	100.0%	73,198	5,504,150	571	100.0%	73,384	5,518,432
Students by Grade:								
Early Childhood Education	0	0.0%	0.3%	0.3%	0	0.0%	0.3%	0.5%
Pre-Kindergarten	0	0.0%	5.6%	4.4%	0	0.0%	5.7%	4.4%
Pre-Kindergarten: 3-year Old	0	0.0%	1.3%	0.7%	0	0.0%	1.4%	0.7%
Pre-Kindergarten: 4-year Old	0	0.0%	4.3%	3.7%	0	0.0%	4.4%	3.7%
Kindergarten	0	0.0%	7.2%	6.7%	0	0.0%	7.2%	6.7%
Grade 1	0	0.0%	7.7%	7.2%	0	0.0%	7.7%	7.2%
Grade 2	0	0.0%	7.8%	7.2%	0	0.0%	7.8%	7.2%
Grade 3	0	0.0%	7.4%	7.2%	0	0.0%	7.4%	7.1%
Grade 4	0	0.0%	7.3%	7.2%	0	0.0%	7.2%	7.1%
Grade 5	0	0.0%	7.2%	7.2%	0	0.0%	7.1%	7.2%
Grade 6	180	31.5%	6.8%	7.3%	180	31.5%	6.8%	7.2%
Grade 7	196	34.3%	6.7%	7.4%	196			



Texas Education Agency
 2022-23 Student Information (TAPR)
 WEBB MIDDLE (227901053) - AUSTIN ISD - TRAVIS COUNTY

Student Information	--Non-Special Education Rates--			---Special Education Rates---		
	Campus	District	State	Campus	District	State
Retention Rates by Grade:						
Kindergarten	-	0.7%	1.5%	-	2.4%	4.5%
Grade 1	-	1.0%	2.5%	-	1.4%	3.6%
Grade 2	-	1.0%	1.6%	-	2.1%	2.0%
Grade 3	-	0.3%	0.8%	-	0.7%	0.9%
Grade 4	-	0.2%	0.5%	-	0.3%	0.5%
Grade 5	-	0.1%	0.3%	-	0.4%	0.4%
Grade 6	0.6%	0.2%	0.3%	4.5%	0.7%	0.4%
Grade 7	1.2%	0.2%	0.4%	0.0%	0.0%	0.5%
Grade 8	1.8%	0.1%	0.4%	4.3%	0.7%	0.5%
Grade 9	-	3.0%	8.7%	-	5.3%	12.6%

Class Size Averages by Grade and Subject
 (Derived from teacher responsibility records):



Texas Education Agency
2022-23 Staff Information (TAPR)
WEBB MIDDLE (227901053) - AUSTIN ISD - TRAVIS COUNTY

Staff Information	----- Campus -----		District	State
	Count/Average	Percent		
Number of Students per Teacher	16.9	n/a	16.5	14.8

Staff Information	Campus	District	State
Experience of Campus Leadership:			
Average Years Experience of Principals	1.0	5.4	6.1
Average Years Experience of Principals with District	1.0	5.1	5.3
Average Years Experience of Assistant Principals	9.5	5.0	5.2
Average Years Experience of Assistant Principals with District	9.5	4.4	4.4
Average Years Experience of Teachers:			
Average Years Experience of Teachers	7.8	10.8	11.0
Average Years Experience of Teachers with District:	4.9	8.4	6.9
Average Teacher Salary by Years of Experience (regular duties only):			
Beginning Teachers	\$52,191	\$52,804	\$53,300
1-5 Years Experience	\$54,622	\$55,611	\$56,516
6-10 Years Experience	\$57,028	\$58,286	\$59,732
11-20 Years Experience	\$58,971	\$59,544	\$63,389
21-30 Years Experience	\$60,315	\$63,581	\$67,876
Over 30 Years Experience	-	\$72,794	\$72,560
Average Actual Salaries (regular duties only):			
Teachers	\$56,016	\$58,510	\$60,717
Professional Support	\$65,779	\$75,879	\$72,022
Campus Administration (School Leadership)	\$90,866	\$90,917	\$85,167
Instructional Staff Percent:			
Instructional Staff Percent:	n/a	61.6%	65.1%
Contracted Instructional Staff (not incl. above):			
Contracted Instructional Staff (not incl. above):	0.0	0.0	2,105.4

Program Information	----- Campus -----		District	State
	Count	Percent		
Teachers by Program (population served):				
Bilingual/ESL Education	7.2	21.4%	21.1%	5.9%
Career and Technical Education	2.0	5.9%	4.3%	5.4%
Compensatory Education	0.0	0.0%	0.2%	3.2%
Gifted and Talented Education	0.0	0.0%	0.0%	1.7%
Regular Education	17.5	51.6%	54.6%	70.6%
Special Education	3.5	10.2%	10.4%	9.7%
Other	3.7	10.8%	9.5%	3.5%

Texas Education Agency
2022-23 Staff Information (TAPR)
WEBB MIDDLE (227901053) - AUSTIN ISD - TRAVIS COUNTY

- Indicates there is no data for the item.
- * Indicates results are masked due to small numbers.
- ** When only one student disability or assessment group is masked, then the second smallest student disability or assessment group is masked regardless of size.
- n/a Indicates data reporting is not applicable for this group.
- ? Indicates that the data for this item were statistically improbable or were reported outside a reasonable range.

Link to: [PEIMS Financial Standard Reports 2021-22 Financial Actual Report](#)

(To open link in a new window, press the "Ctrl" key and click on the link.)