

2022-23 Texas Academic Performance Report (TAPR)

District Name: AUSTIN ISD

This page is intentionally blank.

Texas Education Agency
 2022-23 STAAR Performance (TAPR)
 BAILEY MIDDLE (227901059) - AUSTIN ISD - TRAVIS COUNTY




	School Year	State	District	Campus	African American	Hispanic	White	American Indian	Asian	Pacific Islander	Two or More Races	Special Ed (Current)	Special Ed (Former)	Continuously Enrolled	Non-Continuously Enrolled	Econ Disadv	EB EL (Current & Monitored)
STAAR Performance Rates by Tested Grade, Subject, and Performance Level																	
Grade 6 Reading																	
At Approaches Grade Level or Above	2023	77%	75%	79%	57%	70%	90%	-	*	-	88%	52%	*	81%	72%	58%	72%
	2022	70%	69%	72%	38%	64%	84%	-	80%	-	82%	40%	92%	74%	63%	52%	65%
At Meets Grade Level or Above	2023	52%	55%	56%	43%	44%	69%	-	*	-	56%	24%	*	56%	51%	36%	48%
	2022	43%	47%	44%	13%	30%	62%	-	60%	-	55%	18%	33%	46%	37%	27%	35%
At Masters Grade Level	2023	22%	29%	19%	14%	11%	25%	-	*	-	25%	9%	*	18%	23%	8%	7%
	2022	23%	29%	26%	6%	13%	38%	-	60%	-	45%	4%	25%	26%	26%	12%	8%
Grade 6 Mathematics																	
At Approaches Grade Level or Above	2023	75%	71%	72%	43%	58%	87%	-	*	-	94%	45%	*	72%	70%	50%	76%
	2022	73%	65%	67%	25%	57%	82%	-	80%	-	70%	31%	83%	68%	59%	39%	58%
At Meets Grade Level or Above	2023	40%	38%	32%	0%	23%	46%	-	*	-	25%	23%	*	32%	30%	13%	28%
	2022	39%	36%	33%	6%	22%	47%	-	40%	-	40%	7%	25%	33%	36%	15%	27%
At Masters Grade Level	2023	16%	15%	7%	0%	4%	11%	-	*	-	6%	6%	*	7%	9%	3%	7%
	2022	16%	15%	9%	0%	4%	15%	-	20%	-	10%	0%	17%	9%	13%	2%	12%
Grade 7 Reading																	
At Approaches Grade Level or Above	2023	78%	75%	82%	67%	74%	93%	-	*	-	79%	56%	57%	83%	79%	67%	70%
	2022	80%	78%	85%	71%	80%	94%	*	88%	-	83%	53%	100%	85%	86%	76%	76%
At Meets Grade Level or Above	2023	55%	56%	59%	33%	48%	74%	-	*	-	57%	33%	29%	58%	64%	42%	44%
	2022	56%	58%	62%	36%	53%	78%	*	63%	-	50%	34%	100%	60%	67%	46%	32%
At Masters Grade Level	2023	27%	33%	30%	7%	17%	47%	-	*	-	29%	7%	14%	28%	16%	10%	11%
	2022	37%	41%	41%	29%	31%	59%	*	50%	-	8%	18%	67%	42%	37%	20%	20%

2023
34%

27%

Texas Education Agency
 2022-23 STAAR Performance (TAPR)
 BAILEY MIDDLE (227901059) - AUSTIN ISD - TRAVIS COUNTY

State	School Year	State	District	Campus	African American	Hispanic	White	American Indian	Asian	Pacific Islander	Two or More Races	Special Ed (Current)	Special Ed (Former)	Continuously Enrolled	Non-Continuously Enrolled	Econ Disadv	EB EL (Current & MoniteJl j E
-------	-------------	-------	----------	--------	------------------	----------	-------	-----------------	-------	------------------	-------------------	----------------------	---------------------	-----------------------	---------------------------	-------------	-------------------------------



Texas Education Agency
 2022-23 Progress (TAPR)
 BAILEY MIDDLE (227901059) - AUSTIN ISD - TRAVIS COUNTY

	School Year	State	District	Campus	African American	Hispanic	White	American Indian	Asian	Pacific Islander	Two or More Races	Special Ed (Current)	Special Ed (Former)	Continuously Enrolled	Non-Continuously Enrolled	Econ Disadv	EB/EL (Current & Monitored)
School Progress - Annual Growth by Grade and Subject																	
Grade 6 ELA/Reading	2023	51%	48%	37%	36%	29%	43%	-	*	-	38%	28%	*	36%	43%	30%	24%
Grade 6 Mathematics	2023	54%	49%	48%	36%	40%	56%	-	*	-	53%	54%	*	47%	50%	39%	33%
Grade 7 ELA/Reading	2023	71%	70%	77%	77%	71%	84%	-	*	-	68%	68%	50%	78%	73%	70%	67%
Grade 7 Mathematics	2023	56%	55%	69%	61%	67%	72%	-	*	-	72%	50%	*	68%	71%	64%	66%
Grade 8 ELA/Reading	2023	63%	62%	67%	59%	61%	75%	*	50%	-	95%	60%	60%	68%	58%	60%	57%
Grade 8 Mathematics	2023	74%	66%	86%	86%	84%	88%	*	80%	-	100%	78%	86%	88%	79%	82%	91%
End of Course Algebra I	2023	76%	75%	100%	*	100%	100%	-	*	-	*	-	-	100%	100%	100%	*
All Grades Both Subjects	2023	64%	64%	65%	59%	60%	70%	*	78%	-	68%	56%	64%	65%	62%	58%	55%
All Grades ELA/Reading	2023	63%	63%	60%	58%	55%	66%	*	73%	-	63%	52%	50%	61%	57%	53%	48%
All Grades Mathematics	2023	66%	64%	70%	60%	66%	74%	*	82%	-	74%	59%	79%	70%	68%	63%	62%

Texas Education Agency
2022-23 Bilingual Education/English as a Second Language (Current EB Students/EL) (TAPR)
BAILEY MIDDLE (227901059) - AUSTIN ISD - TRAVIS COUNTY

School Year	State	District	Campus																
-------------	-------	----------	--------	--	--	--	--	--	--	--	--	--	--	--	--	--	--	--	--

Pacific Islander	Two or More Races	Special Ed (Current)	Special Ed (Former)	Continuously Enrolled	Non-Continuously Enrolled	Econ Disadv	EB EL (Current & Monitored)
-	100%	99%	100%	99%	98%	98%	100%
-	100%	92%	100%	97%	86%	93%	91%
-	0%	7%	0%	2%	12%	5%	8%
-	0%	0%	0%	0%	1%	0%	1%
-	0%	1%	0%	1%	2%	2%	0%
-	0%	1%	0%	1%	2%	1%	0%
-	0%	0%	0%	0%	0%	0%	0%
-	100%	97%	100%	99%	99%	98%	100%





Ability	99%	98%	97%	100%
ther	4%	7%	4%	0%
	0%	0%	0%	0%
ed	1%	2%	1%	0%
ent	1%	2%	1%	0%
Other	0%	0%	0%	0%
Reading				
Assessment Participant	99%	97%	99%	100%

Texas Education Agency
 2022-23 Attendance, Graduation, and Dropout Rates (TAPR)
 BAILEY MIDDLE (227901059) - AUSTIN ISD - TRAVIS COUNTY

	State	District	Campus	African American	Hispanic	White	American Indian	Asian	Pacific Islander	Two or More Races	Special Ed	Econ Disadv	EB/EL
Attendance Rate													
2021-22	92.2%	90.6%	92.0%	91.4%	91.7%	92.2%	*	95.1%	-	91.8%	89.2%	88.8%	92.6%
2020-21	95.0%	95.2%	97.6%	97.3%	96.9%	98.3%	*	99.3%	*	98.4%	96.3%	95.6%	96.3%
Chronic Absenteeism													
2021-22	25.7%	29.8%	25.8%	34.0%	25.7%	23.6%	*	18.5%	-	36.7%	39.2%	41.0%	24.1%
2020-21	15.0%	14.9%	8.0%	10.4%	11.4%	4.4%	*	3.6%	*	3.8%	15.6%	16.2%	13.5%
Annual Dropout Rate (Gr 7-8)													
2021-22	0.7%	1.0%	0.2%	0.0%	0.0%	0.4%	*	0.0%	-	0.0%	0.0%	0.0%	0.0%
2020-21	0.9%	1.0%	2.0%	3.6%	2.7%	1.6%	*	0.0%	*	0.0%	5.0%	3.3%	4.4%
Annual Dropout Rate (Gr 9-12)													
2021-22	2.2%	1.7%	-	-	-	-	-	-	-	-	-	-	-
2020-21	2.4%	1.2%	-	-	-	-	-	-	-	-	-	-	-

Texas Education Agency
 2022-23 Attendance, Graduation, and Dropout Rates (TAPR)
 BAILEY MIDDLE (227901059) - AUSTIN ISD - TRAVIS COUNTY

Category	Graduates, TxCHSE, 100%	Attendance, District	Attendance, Campus	Attendance, Class	Attendance, 16-19	African American	Hispanic	White	Other	American Indian	Asian	Pacific Islander	Two or More	Special Ed	Economic Disadv	EB	BH6	
Graduates, TxCHSE, 100%	601.92	542.88	32.68	0.28	re B*	0	1	1	0	0	0	0	0	601.92	499.39	32.68	0.14	re BH6



Texas Education Agency
2022-23 Attendance, Graduation, and Dropout Rates (TAPR)
BAILEY MIDDLE (227901059) - AUSTIN ISD - TRAVIS COUNTY

	State	District	Campus	African American										

Texas Education Agency
 2022-23 Graduation Profile (TAPR)
 BAILEY MIDDLE (227901059) - AUSTIN ISD - TRAVIS COUNTY

	Campus Count	Campus Percent	District Count	State Count
Graduatesf(2021-22 Annual Graduates)				
Total Graduates	-	-	4,605	368,686
By Ethnicity:				
African American	-	-	306	45,227
Hispanic	-	-	2,336	191,125
White				



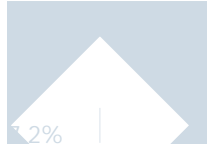
There is no data for this campus.

There is no data for this campus.

There is no data for this campus.

Texas Education Agency
 2022-23 Student Information (TAPR)
 BAILEY MIDDLE (227901059) - AUSTIN ISD - TRAVIS COUNTY

Student Information	Membership				Enrollment			
	Campus		District	State	Campus		District	State
	Count	Percent			Count	Percent		
Total Students	798	100.0%	73,198	5,504,150	798	100.0%	73,384	5,518,432
Students by Grade:								
Early Childhood Education	0	0.0%	0.3%	0.3			0.3%	0.5%
Pre-Kindergarten	0	0.0%	5.6%	4.4	0		5.7%	4.4%
Pre-Kindergarten: 3-year Old	0	0.0%	1.2%	0.7	0	0.0%	1.4%	0.7%
Pre-Kindergarten: 4-year Old	0	0.0%		3.7	0	0.0%	4.4%	3.7%
Kindergarten	0	0.0%		6.7	0	0.0%	7.2%	6.7%






Texas Education Agency
 2022-23 Student Information (TAPR)
 BAILEY MIDDLE (227901059) - AUSTIN ISD - TRAVIS COUNTY

Student Information	Membership				Enrollment			
	Campus		District	State	Campus		District	State
	Count	Percent			Count	Percent		
Students w/ Dyslexia	122	15.3%	6.9%	5.5%	122	15.3%	6.9%	5.5%
Foster Care	0	0.0%	0.1%	0.2%	0	0.0%	0.1%	0.2%
Homeless	4	0.5%	0.9%	1.3%	4	0.5%	0.9%	1.3%
Immigrant	3	0.4%	6.1%	2.2%	3	0.4%	6.1%	2.2%
Migrant	0	0.0%	0.0%	0.3%	0	0.0%	0.0%	0.3%
Title I	4	0.5%	48.5%	64.6%	4	0.5%	48.4%	64.6%
Military Connected	0	0.0%	0.2%	3.6%	0	0.0%	0.2%	3.6%
At-Risk	419	52.5%	46.9%	53.3%	419	52.5%	46.8%	53.3%
Students by Instructional Program:								
Bilingual/ESL Education	75	9.4%	34.2%	23.2%	75	9.4%	34.1%	23.2%
Career and Technical Education	386	48.4%	25.8%	26.5%	386	48.4%	25.8%	26.5%
Career and Technical Education (9-12 grades only)	0	0.0%	62.0%	72.3%	0	-	61.8%	72.2%
Gifted and Talented Education	119	14.9%	12.9%	8.2%	119	14.9%	12.9%	8.2%
Special Education	128	16.0%	13.8%	12.6%	128	16.0%	13.9%	12.7%

Texas Education Agency
 2022-23 Staff Information (TAPR)
 BAILEY MIDDLE (227901059) - AUSTIN ISD - TRAVIS COUNTY

	----- Campus -----			
Staff Information	Count/Average	Percent	District	State
Total Staff	59.1	100.0%	100.0%	100.0%
Professional Staff:	56.1	94.9%	61.5%	64.1%
Teachers				



Texas Education Agency
2022-23 Staff Information (TAPR)
BAILEY MIDDLE (227901059) - AUSTIN ISD - TRAVIS COUNTY

	----- Campus -----	
Staff Information		

