

2022-23 Texas Academic Performance Report (TAPR)

District Name: AUSTIN ISD

Campus Name: PAREDES MIDDLE

Campus Number: 227901061

This page is intentionally blank.

Texas Education Agency
 2022-23 STAAR Performance (TAPR)
 PAREDES MIDDLE (227901061) - AUSTIN ISD - TRAVIS COUNTY

	School Year	State	District	Campus	African American	Hispanic	White	American Indian	Asian	Pacific Islander	Two or More Races	Special Ed (Current)	Special Ed (Former)	Continuously Enrolled	Non-Continuously Enrolled	Econ Disadv	EB EL (Current & Monitored)			
At Approaches Grade Level or Above	2023	83%	80%	63%	65%	60%	83%	-	*	-	75%	33%	-	64%	61%	60%	58%			
	2022	83%	81%	71%	81%	68%	90%	-	78%	-	57%	49%	100%	70%	76%	65%	66%			
At Meets Grade Level or Above	2023	158%	59%	33%	29%	31%	52%	-	248*	68	426.67	38%	18%	308	0.855	0.893	32%	37%	31%	27%
	2022	58%	59%	49%	75%	46%	62%	-	44%	-	43%	22%	60%	47%	56%	45%	43%			



Texas Education Agency
2022-23 Progress (TAPR)
PAREDES MIDDLE (227901061) - AUSTIN ISD - TRAVIS COUNTY

	School Year	State	District	Campus	African American	Hispanic	White	American Indian	Asian	Pacific Islander	Two or More Races	Special Ed (Current)	Special Ed (Former)	Continuously Enrolled	Non-Continuously Enrolled	Econ Disadv	EB/EL (Current & Monitored)
School Progress - Annual Growth by Grade and Subject																	
Grade 6 ELA/Reading	2023	51%	48%	24%	40%	22%	33%	-	*	-	*	20%	*	26%	15%	21%	21%
Grade 6 Mathematics	2023	54%	49%	29%	50%	27%	22%	-	*	-	*	45%	*	28%	31%	25%	28%
Grade 7 ELA/Reading	2023	71%	70%	44%	33%	43%	58%	-	60%	-	58%	24%	*	47%	34%	48%	39%
Grade 7 Mathematics	2023	56%	55%	37%	27%	38%	14%	-	*	-	50%	32%	*	36%	40%	36%	36%
Grade 8 ELA/Reading	2023	63%	62%	45%	63%	42%	57%	-	*	-	63%	26%	-	46%	42%	47%	46%
Grade 8 Mathematics	2023	74%	66%	55%	59%	54%	60%	-	80%	-	44%	48%	-	55%	56%	55%	50%
End of Course Algebra I	2023	76%	75%	65%	-	68%	50%	-	*	-	-	-	-	63%	*	54%	*
All Grades Both Subjects	2023	64%	64%	42%	48%	40%	48%	-	42%	-	55%	33%	36%	42%	39%	42%	39%
All Grades ELA/Reading	2023	63%	63%	40%	48%	38%	52%	-	27%	-	59%	24%	40%	42%	34%	42%	38%
All Grades Mathematics	2023	66%	64%	43%	47%	42%	43%	-	58%	-	50%	42%	33%	43%	45%	42%	39%
School Progress - Accelerated Learning by Grade and Subject																	
Grade 6 ELA/Reading	2023	26%	19%	7%	*	8%	*	-	-	-	*	0%	*	9%	0%	10%	7%
Grade 6 Mathematics	2023	35%	26%	18%	*	17%	*	-	-	-	*	11%	*	23%	8%	17%	21%
Grade 7 ELA/Reading	2023	39%	29%	21%	17%	21%	20%	-	*	-	*	9%	*	21%	22%	21%	14%
Grade 7 Mathematics	2023	22%	19%	9%	0%	10%	*	-	*	-	*	15%	*	8%	10%	8%	8%
Grade 8 ELA/Reading	2023	39%	28%	23%	43%	20%	*	-	-	-	*	7%	-	25%	15%	23%	18%
Grade 8 Mathematics	2023	49%	37%	24%	31%	23%	17%	-	*	-	*	15%	-	23%	30%	25%	22%
End of Course Algebra I	2023	58%	51%	*	-	*	-	-	-	-	-	-	-	*	-	*	*
All Grades Both Subjects	2023	38%	31%	19%	26%	19%	21%	-	20%	-	18%	10%	0%	20%	18%	19%	16%
All Grades ELA/Reading	2023	35%	28%	20%	27%	19%	30%	-	*	-	20%	6%	*	21%	17%	21%	15%
All Grades Mathematics	2023	40%	34%	19%	25%	18%	11%	-	*	-	17%	14%	*	19%	19%	18%	17%

*

Texas Education Agency
2022-23 Bilingual Education/English as a Second Language (Current EB Students/EL) (TAPR)
PAREDES MIDDLE (227901061) - AUSTIN ISD - TRAVIS COUNTY

School
Year

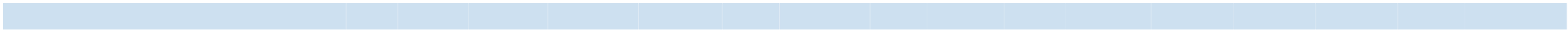
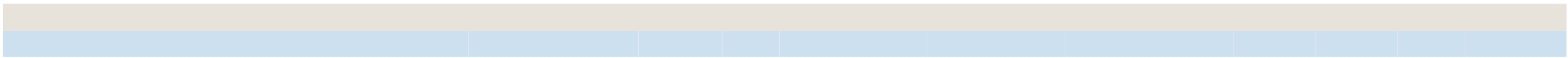


State

District

Campus

Total





Texas Education Agency
 2022-23 Attendance, Graduation, and Dropout Rates (TAPR)
 PAREDES MIDDLE (227901061) - AUSTIN ISD - TRAVIS COUNTY

2021-22

	State	District	Campus	African American	Hispanic	White	American Indian	Asian	Pacific Islander	Two or More Races	Special Ed	Econ Disadv	EB/EL
Attendance Rate													
2021-22	92.2%	90.6%	88.9%	91.1%	88.2%								

2021-22



9.39 0.14 43.77 re re B* 0 d 1 11 j 0 d 0 T /TT4 9.09 Tf 368 0 d 0 0 j 354.52 486 40.75 0.28 re B* 0.78 Td 531 79 re B* 0 d 0.00 0.000 RG 0.14 w 0 d 1 11 j 9.39 0.14 43.77 re 612 BT /TTgj 0 d 1

2021-22



2021-22



2021-22 2021-22



2021-22 2021-22

2021-22 2021-22 2021-22 2021-22

Texas Education Agency
 2022-23 Attendance, Graduation, and Dropout Rates (TAPR)
 PAREDES MIDDLE (227901061) - AUSTIN ISD - TRAVIS COUNTY

	State	District	Campus	African American	Hispanic	White	American Indian	Asian	Pacific Islander	Two or More Races	Special Ed	Econ Disadv	EB/EL
Graduates, TxCHSE, and Continuers	93.7%	97.6%	-	-	-	-	-	-	-	-	-	-	-
Class of 2020													
Graduated	92.2%	96.7%	-	-	-	-	-	-	-	-	-	-	-
Received TxCHSE	0.5%	0.3%	-	-	-	-	-	-	-	-	-	-	-
Continued HS	1.1%	0.4%	-	-	-	-	-	-	-	-	-	-	-
Dropped Out	6.2%	2.7%	-	-	-	-	-	-	-	-	-	-	-
Graduates and TxCHSE	92.7%	96.9%	-	-	-	-	-	-	-	-	-	-	-
Graduates, TxCHSE, and Continuers	93.8%	97.3%	-	-	-	-	-	-	-	-	-	-	-
6-Year Extended Longitudinal Rate (Gr 9-12)													
Class of 2020													
Graduated	92.7%	96.8%	-	-	-	-	-	-	-	-	-	-	-
Received TxCHSE	0.5%	0.3%	-	-	-	-	-	-	-	-	-	-	-
Continued HS	0.5%	0.2%	-	-	-	-	-	-	-	-	-	-	-
Dropped Out	6.2%	2.6%	-	-	-	-	-	-	-	-	-	-	-
Graduates and TxCHSE	93.2%	97.2%	-	-	-	-	-	-	-	-	-	-	-
Graduates, TxCHSE, and Continuers	93.8%	97.4%	-	-	-	-	-	-	-	-	-	-	-
Class of 2019													
Graduated	92.6%	96.6%	-	-	-	-	-	-	-	-	-	-	-

Class

Class

Texas Education Agency
 2022-23 Graduation Profile (TAPR)
 PAREDES MIDDLE (227901061) - AUSTIN ISD - TRAVIS COUNTY

	Campus Count	Campus Percent	District Count	State Count
Graduatesf(2021-22 Annual Graduates)				
Total Graduates	-	-	4,605	368,686
By Ethnicity:				
African American	-	-	306	45,227
Hispanic	-	-	2,336	191,125
White	-	-	1,567	103,171
American Indian	-	-	7	1,159
Asian	-	-	228	18,794
Pacific Islander	-	-	5	569
Two or More Races	-	-	156	8,641
By Graduation Type:				
Minimum H.S. Program	-	-	1	433
Recommended H.S. Program/Distinguished Achievement Program	-	-	1	



There is no data for this campus.

Texas Education Agency
2022-23 CCMR-Related Indicators (TAPR)
PAREDES MIDDLE (227901061) - AUSTIN ISD - TRAVIS COUNTY

There is no data for this campus.

Texas Education Agency
2022-23 Other Postsecondary Indicators (TAPR)
PAREDES MIDDLE (227901061) - AUSTIN ISD - TRAVIS COUNTY

There is no data for this campus.

Texas Education Agency
 2022-23 Staff Information (TAPR)
 PAREDES MIDDLE (227901061) - AUSTIN ISD - TRAVIS COUNTY

Staff Information	----- Campus -----		District	State
	Count/Average	Percent		
Total Staff	54.6	100.0%	100.0%	100.0%
Professional Staff:	45.6	83.5%	61.5%	64.1%
Teachers	39.8	72.9%	48.3%	48.7%
Professional Support	2.8	5.1%	9.4%	10.9%
Campus Administration (School Leadership)	3.0	5.5%	3.3%	3.3%
Educational Aides:	9.0	16.5%	11.3%	11.3%
Librarians and Counselors (Headcount):				
Full-time Librarians	0.0	n/a	76.0	4,258.0
Part-time Librarians	1.0	n/a	26.0	646.0
Full-time Counselors	2.0	n/a	184.0	13,815.0
Part-time Counselors	0.0	n/a	7.0	1,240.0
Total Minority Staff:	29.4	53.9%	60.0%	53.2%
Teachers by Ethnicity:				
African American	4.0	10.0%	6.1%	11.8%
Hispanic	14.4	36.2%	34.9%	29.6%
White	20.4	51.2%	53.7%	54.9%
American Indian	0.0	0.0%	0.2%	0.3%
Asian	1.0	2.5%	3.4%	2.0%
Pacific Islander	0.0	0.0%	0.0%	0.1%
Two or More Races	0.0	0.0%	1.7%	1.2%
Teachers by Sex:				
Males	15.0	37.7%	27.5%	24.4%
Females	24.8	62.3%	72.5%	75.6%
Teachers by Highest Degree Held:				
No Degree	0.0	0.0%	1.6%	2.0%
Bachelors	29.6	74.4%	69.9%	72.2%
Masters	9.2	23.1%	27.9%	25.0%
Doctorate	1.0	2.5%	0.7%	0.8%
Teachers by Years of Experience:				
Beginning Teachers	4.0	10.0%	10.5%	9.7%
1-5 Years Experience	17.0	42.7%		

Texas Education Agency
 2022-23 Staff Information (TAPR)
 PAREDES MIDDLE (227901061) - AUSTIN ISD - TRAVIS COUNTY

Staff Information	----- Campus -----		District	State
	Count/Average	Percent		
Number of Students per Teacher	16.5	n/a	16.5	14.8

Staff Information	Campus	District	State
Experience of Campus Leadership:			
Average Years Experience of Principals	1.0	5.4	6.1
Average Years Experience of Principals with District	1.0	5.1	5.3
Average Years Experience of Assistant Principals	8.0	5.0	5.2
Average Years Experience of Assistant Principals with District	6.5	4.4	4.4
Average Years Experience of Teachers:			
Average Years Experience of Teachers:	7.8	10.8	11.0
Average Years Experience of Teachers with District:	5.8	8.4	6.9
Average Teacher Salary by Years of Experience (regular duties only):			
Beginning Teachers	\$52,691	\$52,804	\$53,300
1-5 Years Experience	\$54,358	\$55,611	\$56,516
6-10 Years Experience	\$56,412	\$58,286	\$59,732
11-20 Years Experience	\$59,080	\$59,544	\$63,389
21-30 Years Experience	\$63,168	\$63,581	\$67,876
Over 30 Years Experience	-	\$72,794	\$72,560
Average Actual Salaries (regular duties only):			
Teachers	\$56,180	\$58,510	\$60,717
Professional Support	\$66,426	\$75,879	\$72,022
Campus Administration (School Leadership)	\$95,322	\$90,917	\$85,167

Texas Education Agency
2022-23 Staff Information (TAPR)
PAREDES MIDDLE (227901061) - AUSTIN ISD - TRAVIS COUNTY

- Indicates there is no data for the item.
- * Indicates results are masked due to small numbers.
- ** When only one student disability or assessment group is masked, then the second smallest student disability or assessment group is masked regardless of size.
- n/a Indicates data reporting is not applicable for this group.
- ? Indicates that the data for this item were statistically improbable or were reported outside a reasonable range.

Link to: [PEIMS Financial Standard Reports 2021-22 Financial Actual Report](#)

(To open link in a new window, press the "Ctrl" key and click on the link.)