

2022-23 Texas Academic Performance Report (TAPR)

District Name: AUSTIN ISD

This page is intentionally blank.



Texas Education Agency
 2022-23 STAAR Performance (TAPR)
 BRYKER WOODS EL (227901110) - AUSTIN ISD - TRAVIS COUNTY

	School Year	State	District	Campus	African American	Hispanic	White	American Indian	Asian	Pacific Islander	Two or More Races	Special Ed (Current)	Special Ed (Former)	Continuously Enrolled	Non-Continuously Enrolled	Econ Disadv	EB (EL (Current & Monitored))
At Meets Grade Level or Above	2023	53%	56%	87%	83%	79%	88%	-	100%	-	90%	67%	*	86%	89%	62%	*
	2022	53%	57%	81%	29%	67%	86%	-	80%	-	89%	55%	*	82%	72%	53%	*
At Masters Grade Level	2023	20%	27%	56%	33%	42%	62%	-	75%	-	30%	33%	*	58%	48%	54%	*
	2022	25%	31%	62%	29%	48%	66%	-	80%	-	67%	20%	*	62%	63%	47%	*
All Grades Mathematics																	
At Approaches Grade Level or Above	2023	75%	72%	92%	67%	88%	93%	-	100%	-	100%	75%	*	93%	89%	91%	*
	2022	72%	70%	85%	43%	73%	89%	-	100%	-	100%	55%	*	85%	88%	67%	*
At Meets Grade Level or Above	2023	45%	45%	75%	17%	70%	79%	-	88%	-	70%	45%	*	79%	64%	64%	*
	2022	42%	42%	57%	0%	36%	63%	-	100%	-	67%	30%	*	56%	63%	33%	*
At Masters Grade Level	2023	19%	21%	42%	0%	30%	48%	-	75%	-	20%	25%	*	44%	36%	36%	*
	2022	20%	22%	33%	0%	15%	36%	-	100%	-	44%	15%	*	32%	38%	20%	*
All Grades Science																	
At Approaches Grade Level or Above	2023	77%	74%	90%	40%	90%	95%	-	*	-	100%	67%	*	94%	79%	67%	*
	2022	76%	75%	92%	*	85%	95%	-	*	-	*	63%	*	92%	91%	100%	*
At Meets Grade Level or Above	2023	47%	48%	67%	0%	70%	75%	-	*	-	60%	44%	*	71%	50%	33%	*
	2022	47%	49%	48%	*	38%	53%	-	*	-	34.41%	0%	*	49%	45%	27.60%	*
At Masters Grade Level																	

Texas Education Agency
 Bilingual Education/English as a Second Language (Current EB Students/EL) (TAPR)
 BRYKER WOODS EL (227901110) - AUSTIN ISD - TRAVIS COUNTY





	State	District	Campus	Total Bilingual Education	BE-Trans Early Exit	BE-Trans Late Exit	BE-Dual Two-Way	BE-Dual One-Way	ALP Bilingual (Exception)	Total ESL	ESL Content-Based	ESL Pull-Out	ALP ESL (Waiver)	EB/EL with Parental Denial	Never EB/EL	Total EB/EL (Current)	Monitored & Former EB/EL
STAAR Performance Rate by Subject and Performance Level																	
All Grades All Subjects																	
At Approaches Grade Level or Above	76%	74%	93%	-	-	-	-	-	-	67%	67%	-	-	-	94%	67%	-
At Meets Grade Level or Above	74%	73%	88%	-	-	-	-	-	-	44%	44%	-	-	-	89%	44%	-
At Exceeds Grade Level or Above	49%	51%	79%	-	-	-	-	-	-	11%	11%	-	-	-	80%	11%	-
	48%	50%	66%														

Education Agency
 Graduation, and Dropout Rates (TAPR)
 (2011-12) - AUSTIN ISD - TRAVIS COUNTY

Hispanic	White	American Indian	Asian	Pacific Islander	Two or More	Rac90	d 1	2j	105.51	J1	j	D	d 0	0j	206.92	499.39	28.65	0.1	

Texas Education Agency
2022-23 Attendance, Graduation, and Dropout Rates (TAPR)
 BRYKER WOODS EL (227901110) - AUSTIN ISD - TRAVIS COUNTY

	State	District	Campus	African American	Hispanic	White	American Indian	Asian	Pacific Islander	Two or More Races	Special Ed	Econ Disadv	EB/EL
Graduates, TxCHSE, and Continuers	93.7%	97.6%	-	-	-	-	-	-	-	-	-	-	-



Texas Education Agency
 2022-23 Graduation Profile (TAPR)
 BRYKER WOODS EL (227901110) - AUSTIN ISD - TRAVIS COUNTY

	Campus Count	Campus Percent	District Count	State Count
Graduatesf(2021-22 Annual Graduates)				
Total Graduates	-	-	4,605	368,686
By Ethnicity:				
African American	-	-	306	45,227
Hispanic	-	-	2,336	



There is no data for this campus.




Texas Education Agency
2022-23 CCMR-Related Indicators (TAPR)
BRYKER WOODS EL (227901110) - AUSTIN ISD - TRAVIS COUNTY

There is no data for this campus.

Texas Education Agency
2022-23 Other Postsecondary Indicators (TAPR)
BRYKER WOODS EL (227901110) - AUSTIN ISD - TRAVIS COUNTY


There is no data for this campus.

Texas Education Agency
2022-23 Student Information (TAPR)
BRYKER WOODS EL (227901110) - AUSTIN ISD - TRAVIS COUNTY



Texas Education Agency
 2022-23 Student Information (TAPR)
 BRYKER WOODS EL (227901110) - AUSTIN ISD - TRAVIS COUNTY

Student Information	Membership				Enrollment			
	Campus		District	State	Campus		District	State
	Count	Percent			Count	Percent		
Students w/ Dyslexia	28	9.6%	6.9%	5.5%	28	9.6%	6.9%	5.5%
Foster Care	0	0.0%	0.1%	0.2%	0	0.0%	0.1%	0.2%
Homeless	0	0.0%	0.9%	1.3%	0	0.0%	0.9%	1.3%
Immigrant	11	3.8%	6.1%	2.2%	11	3.8%	6.1%	2.2%
Migrant	0	0.0%	0.0%	0.3%	0	0.0%	0.0%	0.3%
Title I	0	0.0%	48.5%	64.6%	0	0.0%	48.4%	64.6%
Military Connected	0	0.0%	0.2%	3.6%	0	0.0%	0.2%	3.6%
At-Risk	41	14.0%	46.9%	53.3%	41	14.0%	46.8%	53.3%
Students by Instructional Program:								
Bilingual/ESL Education	13	4.4%	34.2%	23.2%	13	4.4%	34.1%	23.2%
Career and Technical Education	0	0.0%	25.8%	26.5%				



Texas Education Agency
2022-23 Staff Information (TAPR)
BRYKER WOODS EL (227901110) - AUSTIN ISD - TRAVIS COUNTY

	----- Campus -----		
Staff Information	Count/Average		

Texas Education Agency
 2022-23 Staff Information (TAPR)
 BRYKER WOODS EL (227901110) - AUSTIN ISD - TRAVIS COUNTY

	----- Campus -----			
Staff Information	Count/Average	Percent	District	State
Number of Students per Teacher	13.3	n/a	16.5	14.8

Staff Information	Campus	District	State
Experience			

Texas Education Agency
2022-23 Staff Information (TAPR)
BRYKER WOODS EL (227901110) - AUSTIN ISD - TRAVIS COUNTY

- Indicates there is no data for the item.
- * Indicates results are masked due to small numbers.
- ** When only one student disability or assessment group is masked, then the second smallest student disability or assessment group is masked regardless of size.
- n/a Indicates data reporting is not applicable for this group.
- ? Indicates that the data for this item were statistically improbable or were reported outside a reasonable range.