

2022-23 Texas Academic Performance Report (TAPR)

District Name: AUSTIN ISD

Campus Name: HARRIS EL

Campus Number: 227901118

This page is intentionally blank.

Texas Education Agency
 2022-23 Progress (TAPR)
 HARRIS EL (227901118) - AUSTIN ISD - TRAVIS COUNTY

	School Year	State	District	Campus	African American	Hispanic	White	American Indian	Asian	Pacific Islander	Two or More Races	Special Ed (Current)	Special Ed (Former)	Continuously Enrolled	Non-Continuously Enrolled	Econ Disadv	EB/EL (Current & Monitored)
School Progress - Annual Growth by Grade and Subject																	
Grade 4 ELA/Reading	2023	55%	60%	53%	33%	56%	*	-	*	-	*	29%	*	58%	20%	51%	46%
Grade 4 Mathematics	2023	63%	64%	50%	33%	54%	*	-	*	-	*	43%	*	52%	40%	49%	50%
Grade 5 ELA/Reading	2023	65%	67%	63%	33%	69%	-	-	-	-	*	30%	*	62%	64%	65%	67%
Grade 5 Mathematics	2023	71%	72%	53%	33%	58%	-	-	-	-	*	70%	*	52%	59%	55%	55%
All Grades Both Subjects	2023	64%	64%	55%	33%	60%	*	-	*	-	*	44%	58%	56%	52%	55%	55%
All Grades ELA/Reading	2023	63%	63%	58%	33%	63%	*	-	*	-	*	29%	*	60%	50%	59%	58%
All Grades Mathematics	2023	66%	64%	52%	33%	56%	*	-	*	-	*	59%	*	52%	53%	52%	53%
School Progress - Accelerated Learning																	

Texas Education Agency
 2022-23 Bilingual Education/English as a Second Language (Current EB Students/EL) (TAPR)
 HARRIS EL (227901118) - AUSTIN ISD - TRAVIS COUNTY




	School Year	State	District	Campus	Total Bilingual Education	BE-Trans Early Exit	BE-Trans Late Exit	BE-Dual Two-Way	BE-Dual One-Way	ALP Bilingual (Exception)	Total ESL	ESL Content-Based	ESL Pull-Out	ALP ESL (Waiver)	EB/EL with Parental Denial	Never EB/EL	Total EB/EL (Current)	Monitored & Former EB/EL
All Grades ELA/Reading	2023	35%	28%	41%	26%	-	-	14%	-	31%	*	*	-	*	-	58%	32%	-
All Grades Mathematics	2023	40%	34%	26%	26%	-	-	29%	-	24%	*	-	-	*	-	24%	28%	-

* Indicates results are masked due to small numbers to protect student confidentiality.
 - Indicates there are no students in the group.
 Blank cell indicates there are no data available in the group.

Texas Education Agency
 2022-23 STAAR Participation (TAPR)
 HARRIS EL (227901118) - AUSTIN ISD - TRAVIS COUNTY

	State	District	Campus	African American	Hispanic	White	American Indian	Asian	Pacific Islander	Two or More Races	Special Ed (Current)	Special Ed (Former)	Continuously Enrolled	Non-Continuously Enrolled	Econ Disadv	EB & EL (Current & Monitored)
Not Included in Accountability: Other Exclusions	1%	1%	6%	0%	7%	-	-	*	-	*	14%	*	3%	11%	5%	9%
Not Tested	2%	4%	0%	0%	0%	-	-	*	-	*	0%	*	0%	0%	0%	0%
Absent	1%	4%	0%	0%	0%	-	-	*	-	*	0%	*	0%	0%	0%	0%
Other	0%	0%	0%	0%	0%	-	-	*	-	*	0%	*	0%	0%	0%	0%

* Indicates results are masked due to small numbers to protect student confidentiality.
 - Indicates there are no students in the group.



Texas Education Agency
 2022-23 Attendance, Graduation, and Dropout Rates (TAPR)
 HARRIS EL (227901118) - AUSTIN ISD - TRAVIS COUNTY

	State	District	Campus	African American	Hispanic	White	American Indian	Asian	Pacific Islander	Two or More Races	Special Ed	Econ Disadv	EB/EL
Graduates, TxCHSE, and Continuers	93.7%	97.6%	-	-	-	-	-	-	-	-	-	-	-
Class of 2020													
Graduated	92.2%	96.7%	-	-	-	-	-	-	-	-	-	-	-
Received TxCHSE	0.5%	0.3%	-	-	-	-	-	-	-	-	-	-	-
Continued HS	1.1%	0.4%	-	-	-	-	-	-	-	-	-	-	-
Dropped Out	6.2%	2.7%	-	-	-	-	-	-	-	-	-	-	-
Graduates and TxCHSE	92.7%	96.9%	-	-	-	-	-	-	-	-	-	-	-
Graduates, TxCHSE, and Continuers	93.8%	97.3%	-	-	-	-	-	-	-	-	-	-	-
6-Year Extended Longitudinal Rate (Gr 9-12)													
Class of 2020													
Graduated	92.7%	96.8%	-	-	-	-	-	-	-	-	-	-	-
Received TxCHSE	0.5%	0.3%	-	-	-	-	-	-	-	-	-	-	-
Continued HS	0.5%	0.2%	-	-	-	-	-	-	-	-	-	-	-
Dropped Out	6.2%	2.6%	-	-	-	-	-	-	-	-	-	-	-
Graduates and TxCHSE	93.2%	97.2%	-	-	-	-	-	-	-	-	-	-	-
Graduates, TxCHSE, and Continuers	93.8%	97.4%	-	-	-	-	-	-	-	-	-	-	-

Texas Education Agency
 2022-23 Attendance, Graduation, and Dropout Rates (TAPR)
 HARRIS EL (227901118) - AUSTIN ISD - TRAVIS COUNTY

	State	District	Campus	African American	Hispanic	White	American Indian	Asian	Pacific Islander	Two or More Races	Special Ed	Econ Disadv	

Texas Education Agency
 2022-23 Graduation Profile (TAPR)
 HARRIS EL (227901118) - AUSTIN ISD - TRAVIS COUNTY

	Campus Count	Campus Percent	District Count	State Count
Graduatesf(2021-22 Annual Graduates)				
Total Graduates	-	-	4,605	368,686

Graduates)



Texas Education Agency
2022-23 College, Career, and Military Readiness (CCMR) (TAPR)
HARRIS EL (227901118) - AUSTIN ISD - TRAVIS COUNTY


There is no data for this campus.

Texas Education Agency
2022-23 CCMR-Related Indicators (TAPR)
HARRIS EL (227901118) - AUSTIN ISD - TRAVIS COUNTY

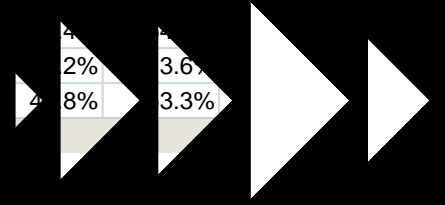
There is no data for this campus.

Texas Education Agency
2022-23 Other Postsecondary Indicators (TAPR)
HARRIS EL (227901118) - AUSTIN ISD - TRAVIS COUNTY

There is no data for this campus.



274



Texas Education Agency
2022-23 Staff Information (TAPR)
HARRIS EL (227901118) - AUSTIN ISD - TRAVIS COUNTY

- Indicates there is no data for the item.
- * Indicates results are masked due to small numbers.
- ** When only one student disability or assessment group is masked, then the second smallest student disability or assessment group is masked regardless of size.
- n/a Indicates data reporting is not applicable for this group.
- ? Indicates that the data for this item were statistically improbable or were reported outside a reasonable range.

Link to: [PEIMS Financial Standard Reports 2021-22 Financial Actual Report](#)

(To open link in a new window, press the "Ctrl" key and click on the link.)