

2022-23 Texas Academic Performance Report (TAPR)

District Name: AUSTIN ISD

Campus Name: ST ELMO EL

Campus Number: 227901136

This page is intentionally blank.


Texas Education Agency
 2022-23 STAAR Performance (TAPR)
 ST ELMO EL (227901136) - AUSTIN ISD - TRAVIS COUNTY

	School Year	State	District	Campus	African American	Hispanic	White	American Indian	Asian	Pacific Islander	Two or More Races	Special Ed (Current)	Special Ed (Former)	Continuously Enrolled	Non-Continuously Enrolled	Econ Disadv	EB €EL (Current & Monitored)
At Approaches Grade Level or Above	2023	81%	81%	84%	*	82%	*	-	-	-	*	*	-	87%	75%	79%	81%
	2022	81%	84%	81%	*	81%	*	-	*	-	-	50%	*	88%	*	77%	75%
At Meets Grade Level or Above	2023	57%	62%	45%	*	44%	*	-	-	-	*	*					

Texas Education Agency
2022-23 STAAR Performance (TAPR)
ST ELMO EL (227901136) - AUSTIN ISD - TRAVIS COUNTY

School Year	State	District	Campus	African American	Hispanic	White	American Indian	Asian											
-------------	-------	----------	--------	------------------	----------	-------	-----------------	-------	--	--	--	--	--	--	--	--	--	--	--

Texas Education Agency
2022-23 Progress (TAPR)



Texas Education Agency
 English Language Acquisition/English as a Second Language (Current EB Students/EL) (TAPR)
 WEST ELMO EL (227901136) - AUSTIN ISD - TRAVIS COUNTY

Total Bilingual Education	BE-Trans Early Exit	BE-Trans Late Exit	BE-Dual Two-Way	BE-Dual One-Way	ALP Bilingual (Exception)	Total ESL	ESL Content-Based	ESL Pull-Out	ALP ESL (Waiver)	EB/EL with Parental Denial	Never EB/EL	Total EB/EL (Current)	Monitored & Former EB/EL
STAAR Performance Rate by Subject and Performance Level													
56%	-	-	*	57%	-	46%	46%	-	-	-	75%	54%	-
74%	-	-	-	74%	-	37%	37%	-	-	40%	71%	68%	100%
26%	-	-	*	26%	-	32%	32%	-	-	-	46%	27%	-
40%	-	-	-	40%	-	32%	32%	-	-	0%	47%	37%	67%
9%	-	-	*	9%	-	14%	14%	-	-	-	19%	10%	-
13%	-	-	-	13%	-	26%	26%	-	-	0%	27%	14%	67%
68%	-	-	*	69%	-	33%	33%	-	-	-	78%	61%	-
85%	-	-	-	85%	-	38%	38%	-	-	*	76%	78%	*
28%	-	-	*	29%	-	25%	25%	-	-	-	44%	27%	-
49%	-	-	-	49%	-	25%	25%	-	-	*	53%	44%	*
16%	-	-	*	12%	-	8%	8%	-	-	-	22%	11%	-
26%	-	-	-	17%	-	25%	25%	-	-	*	33%	17%	*
66%	-	-	*	61%	-	50%	50%	-	-	-	74%	58%	-

*

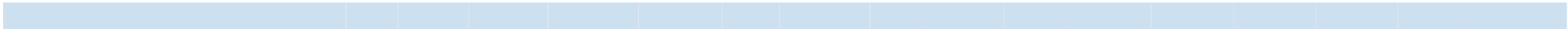

Texas Education Agency
 2022-23 Bilingual Education/English as a Second Language (Current EB Students/EL) (TAPR)
 ST ELMO EL (227901136) - AUSTIN ISD - TRAVIS COUNTY

	School Year	State	District	Campus	Total Bilingual Education	BE-Trans Early Exit	BE-Trans Late Exit	BE-Dual Two-Way	BE-Dual One-Way	ALP Bilingual (Exception)	Total ESL	ESL Content-Based	ESL Pull-Out	ALP ESL (Waiver)	EB/EL with Parental Denial	Never EB/EL	Total EB/EL (Current)	Monitored & Former EB/EL
All Grades ELA/Reading	2023	35%	28%	36%	67%	-	-	-	67%	-	*	*	-	-	-	33%	40%	-
All Grades Mathematics	2023	40%	34%	51%	47%	-	-	-	47%	-	*	*	-	-	-	60%	42%	-

* Indicates results are masked due to small numbers to protect student confidentiality.
 - Indicates there are no students in the group.
 Blank cell indicates there are no data available in the group.


Texas Education Agency
 2022-23 STAAR Participation (TAPR)
 ST ELMO EL (227901136) - AUSTIN ISD - TRAVIS COUNTY

	State	District	Campus	African American	Hispanic	White	American Indian	Asian	Pacific Islander	Two or More Races	Special Ed (Current)	Special Ed (Former)	Continuously Enrolled	Non-Continuously Enrolled	Econ Disadv	EB €EL (Current & Monitored)
2023 STAAR Participation (All Grades)																
All Tests																
Assessment Participant	99%	97%	100%	100%	100%	100%	-	100%	-	100%	100%	100%	100%	100%	100%	100%
Included in Accountability	93%	91%	90%	88%	92%	68%	-	100%	-	100%	91%	100%	99%	64%	91%	88%
Not Included in Accountability: Mobile	4%	4%	6%	13%	4%	16%	-	0%	-	0%	9%	0%	1%	19%	3%	4%
Not Included in Accountability: Other Exclusions	2%	3%	5%	0%	4%	16%	-	0%	-	0%	0%	0%	0%	17%	6%	8%
Not Tested	1%	3%	0%	0%	0%	0%	-	0%	-	0%	0%	0%	0%	0%	0%	0%
Absent	1%	3%	0%	0%	0%	0%	-	0%	-	0%	0%	0%	0%	0%	0%	0%
Other	0%	0%	0%	0%	0%	0%	-	0%	-	0%	0%	0%	0%	0%	0%	0%
Reading																
Assessment Participant	99%	97%	100%	100%	100%	100%	-	*	-	100%	100%	*	100%	100%	100%	100%
Included in Accountability	92%	89%	90%	86%	92%	71%	-	*	-	100%	90%					





Texas Education Agency
2022-23 Graduation Profile (TAPR)
ST ELMO EL (227901136) - AUSTIN ISD - TRAVIS COUNTY



Texas Education Agency
2022-23 College, Career, and Military Readiness (CCMR) (TAPR)
ST ELMO EL (227901136) - AUSTIN ISD - TRAVIS COUNTY

There is no data for this campus.

Texas Education Agency
2022-23 CCMR-Related Indicators (TAPR)
ST ELMO EL (227901136) - AUSTIN ISD - TRAVIS COUNTY

There is no data for this campus.



Texas Education Agency
 2022-23 Student Information (TAPR)
 ST ELMO EL (227901136) - AUSTIN ISD - TRAVIS COUNTY

Student Information	--Non-Special Education Rates--			---Special Education Rates---		
	Campus	District	State	Campus	District	State
Retention Rates by Grade:						
Kindergarten	2.2%	0.7%	1.5%	0.0%	2.4%	4.5%
Grade 1	0.0%	1.0%	2.5%	0.0%	1.4%	3.6%
Grade 2	0.0%	1.0%	1.6%	0.0%	2.1%	2.0%
Grade 3	0.0%	0.3%	0.8%	0.0%	0.7%	0.9%
Grade 4	0.0%	0.2%	0.5%	-	0.3%	0.5%
Grade 5	0.0%	0.1%	0.3%	0.0%	0.4%	0.4%
Grade 6	-	0.2%	0.3%	-	0.7%	0.4%
Grade 7	-	0.2%	0.4%	-	0.0%	0.5%
Grade 8	-	0.1%	0.4%	-	0.7%	0.5%
Grade 9	-	3.0%	8.7%	-	5.3%	12.6%

Class Size Averages by Grade and Subject
 (Derived from teacher responsibility records):

Class Size Information	Campus	District	State
Elementary:			
Kindergarten	-	18.6	18.7
Grade 1	14.4	18.7	19.1
Grade 2	11.8	18.4	19.1
Grade 3	21.0	18.0	19.3
Grade 4	14.0	18.5	19.4
Grade 5	21.0	21.2	20.8
Grade 6	-	20.3	19.2
Secondary:			
English/Language Arts	-	17.1	16.2
Foreign Languages	-	20.0	18.8
Mathematics	-	18.5	17.5
Science	-	20.5	18.5
Social Studies	-	20.4	18.9

