

# 2022-23 Texas Academic Performance Report (TAPR)

District Name: AUSTIN ISD

Campus Name: PILLOW EL

Campus Number: 227901151



This page is intentionally blank.

Texas Education Agency  
 2022-23 STAAR Performance (TAPR)  
 PILLOW EL (227901151) - AUSTIN ISD - TRAVIS COUNTY

	School Year	State	District	Campus	African American	Hispanic	White	American Indian	Asian	Pacific Islander	Two or More Races	Special Ed (Current)	Special Ed (Former)	Continuously Enrolled	Non-Continuously Enrolled	Econ Disadv	EB & EL (Current & Monitored)
STAAR Performance Rates by Tested Grade, Subject, and Performance Level																	
Grade 3 Reading																	
At Approaches Grade Level or Above	2023	76%	75%	63%	*	48%	80%	-	*	-	*	36%	*	62%	67%	41%	48%
	2022	76%	77%	49%	29%	41%	*	*	*	-	*	9%	-	52%	42%	46%	50%
At Meets Grade Level or Above	2023	50%	53%	35%	*	26%	60%	-	*	-	*	18%	*	33%	44%	14%	22%
	2022	51%	56%	24%	14%	10%	*	*	*	-	*	0%	-	30%	8%	19%	15%
At Masters Grade Level	2023	20%	25%	17%	*	13%	30%	-	*	-	*	0%	*	18%	11%	7%	7%
	2022	30%	38%	18%	14%	7%	*	*	*	-	*	0%	-	21%	8%	11%	10%
Grade 3 Mathematics																	
At Approaches Grade Level or Above	2023	73%	71%	57%	*	47%	80%	-	*	-	*	45%	*	59%	50%	36%	42%
	2022	71%	71%	38%	14%	31%											

38%

38%







Texas Education Agency  
2022-23 Progress (TAPR)  
PILLOW EL (227901151) - AUSTIN ISD - TRAVIS COUNTY

School Year	State	District	Campus	African American	Hispanic	White	American Indian	Asian											
-------------	-------	----------	--------	------------------	----------	-------	-----------------	-------	--	--	--	--	--	--	--	--	--	--	--













Texas Education Agency  
 2022-23 STAAR Participation (TAPR)  
 PILLOW EL (227901151) - AUSTIN ISD - TRAVIS COUNTY

	State	District	Campus	African American	Hispanic	White	American Indian	Asian	Pacific Islander	Two or More Races	Special Ed (Current)	Special Ed (Former)	Continuously Enrolled	Non-Continuously Enrolled	Econ Disadv	EB & EL (Current & Monitored)
Not Included in Accountability: Other Exclusions	1%	1%	4%	0%	8%	0%	-	*	-	*	0%	*	0%	10%	2%	9%
Not Tested	2%	4%	6%	9%	4%	0%	-	*	-	*	11%	*	0%	15%	2%	5%
Absent	1%	4%	4%	9%	4%	0%	-	*	-	*	11%	*	0%	10%	2%	0%
Other	0%	0%	2%	0%	0%	0%	-	*	-	*	0%	*	0%	5%	0%	5%

\* Indicates results are masked due to small numbers to protect student confidentiality.  
 - Indicates there are no students in the group.







Texas Education Agency  
 2022-23 Graduation Profile (TAPR)  
 PILLOW EL (227901151) - AUSTIN ISD - TRAVIS COUNTY

	Campus Count	Campus Percent	District Count	State Count
Graduatesf(2021-22 Annual Graduates)				
Total Graduates	-	-	4,605	368,686
By Ethnicity:				
African American	-	-	306	45,227
Hispanic	-	-	2,336	191,125
White	-	-	1,567	103,171
American Indian	-	-	7	1,159
Asian	-	-	228	18,794
Pacific Islander				





Texas Education Agency  
2022-23 College, Career, and Military Readiness (CCMR) (TAPR)  
PILLOW EL (227901151) - AUSTIN ISD - TRAVIS COUNTY

There is no data for this campus.

Texas Education Agency  
2022-23 CCMR-Related Indicators (TAPR)  
PILLOW EL (227901151) - AUSTIN ISD - TRAVIS COUNTY


There is no data for this campus.

Texas Education Agency  
2022-23 Other Postsecondary Indicators (TAPR)  
PILLOW EL (227901151) - AUSTIN ISD - TRAVIS COUNTY

There is no data for this campus.

Texas Education Agency  
2022-23 Student Information (TAPR)  
PILLOW EL (227901151) - AUSTIN ISD - TRAVIS COUNTY

Membership									



h Agency  
 mation (TAPR)  
 N ISD - TRAVIS COUNTY

Membership			Enrollment			
is	District	State	Campus		District	State
			Count	Percent		
3.6%	6.9%	5.5%	14	3.6%	6.9%	5.5%
0.0%	0.1%	0.2%	0	0.0%	0.1%	0.2%
0.0%	0.9%	1.3%	0	0.0%	0.9%	1.3%
2.4%	6.1%	2.2%	48	12.4%	6.1%	2.2%
0.0%	0.0%	0.3%	0	0.0%	0.0%	0.3%
0.0%	48.5%	64.6%	386	100.0%	48.4%	64.6%
0.0%	0.2%	3.6%	0	0.0%	0.2%	3.6%
5.7%	46.9%	53.3%	215	55.7%	46.8%	53.3%
0.5%	34.2%	23.2%	195	50.5%	34.1%	23.2%
0.0%	25.8%	26.5%	0	0.0%	25.8%	26.5%
0.0%	62.0%	72.3%	0	-	61.8%	72.2%
4.4%	12.9%	8.2%	17	4.4%	12.9%	8.2%
1.9%	13.8%	12.6%	46	11.9%	13.9%	12.7%
4.8%	49.3%	44.1%				
1.3%	18.9%	20.0%				





Texas Education Agency  
2022-23 Staff Information (TAPR)  
PILLOW EL (227901151) - AUSTIN ISD - TRAVIS COUNTY

	----- Campus -----	
Staff Information	Count/Average	Percent District



Texas Education Agency  
2022-23 Staff Information (TAPR)  
PILLOW EL (227901151) - AUSTIN ISD - TRAVIS COUNTY

- Indicates there is no data for the item.
- \* Indicates results are masked due to small numbers.
- \*\* When only one student disability or assessment group is masked, then the second smallest student disability or assessment group is masked regardless of size.
- n/a Indicates data reporting is not applicable for this group.
- ? Indicates that the data for this item were statistically improbable or were reported outside a reasonable range.