

# 2022-23 Texas Academic Performance Report (TAPR)

District Name: AUSTIN ISD

Campus Name: WOOLDRIDGE EL

Campus Number: 227901152

This page is intentionally blank.







TAPR)  
 TRAVIS COUNTY

Pacific Islander	Two or More Races	Special Ed (Current)	Special Ed (Former)	Continuously Enrolled	Non-Continuously Enrolled	Econ Disadv	EB & EL (Current & Monitored)
*	-	5%	14%	18%	3%	15%	11%
*	-	9%	38%	26%	32%	25%	25%
*	-	3%	0%	4%	3%	4%	3%
*	-	9%	0%	14%	0	1	0

Texas Education Agency  
2022-23 STAAR Performance (TAPR)  
WOOLDRIDGE EL (227901152) - AUSTIN ISD - TRAVIS COUNTY





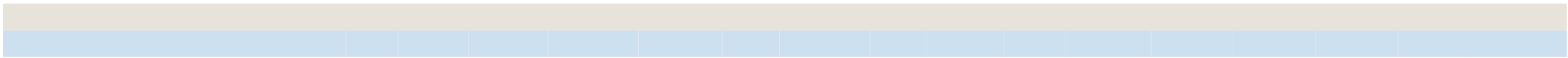
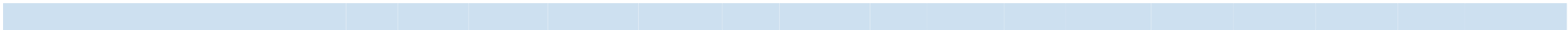






Texas Education Agency  
2022-23 Bilingual Education/English as a Second Language (Current EB Students/EL) (TAPR)  
WOOLDRIDGE EL (227901152) - AUSTIN ISD - TRAVIS COUNTY

	School Year	State	District	Campus	Total Bilingual Education												
--	-------------	-------	----------	--------	---------------------------	--	--	--	--	--	--	--	--	--	--	--	--












Texas Education Agency  
 2022-23 Attendance, Graduation, and Dropout Rates (TAPR)  
 WOOLDRIDGE EL (227901152) - AUSTIN ISD - TRAVIS COUNTY

	State	District	Campus	African American	Hispanic	White	American Indian	Asian	Pacific Islander	Two or More Races	Special Ed	Econ Disadv	ES/EL
Class of 2022	84.3%	90.8%	-	-	-	-	-	-	-	-	-	-	-



33.8786.28 0.14 13.1 re B\* [0 d 1 J 1 j 0.000 0.000 0.000 rg 0.000 0.000 0.000 RG 0.14 w [0 d 1 J 1 j BT /TT4 9.0 re B\* [6.20G 9.45 Td (-)T] ET 0.808 0.855 0.894 rg 0.808 0.855 0.894 RG 0.1

Texas Education Agency  
 2022-23 Graduation Profile (TAPR)  
 WOOLDRIDGE EL (227901152) - AUSTIN ISD - TRAVIS COUNTY

	Campus Count	Campus Percent	District Count	State Count
Graduates(2021-22 Annual Graduates)				
Total Graduates	-	-	4,605	368,686
By Ethnicity:				
African American	-	-	306	45,227
Hispanic	-	-	2,336	191,125
White	-	-	1,567	103,171
American Indian	-	-	7	1,159
Asian	-	-	228	18,794
Pacific Islander	-	-	5	569
Two or More Races	-	-	156	8,641
By Graduation Type:				
Minimum H.S. Program	-	-	1	433
Recommended H.S. Program/Distinguished Achievement Program	-	-	-	-





There is no data for this campus.

Texas Education Agency  
2022-23 CCMR-Related Indicators (TAPR)  
WOOLDRIDGE EL (227901152) - AUSTIN ISD - TRAVIS COUNTY


There is no data for this campus.

Texas Education Agency  
2022-23 Other Postsecondary Indicators (TAPR)  
WOOLDRIDGE EL (227901152) - AUSTIN ISD - TRAVIS COUNTY

There is no data for this campus.



Texas Education Agency  
2022-23 Student Information (TAPR)





Texas Education Agency  
 2022-23 Staff Information (TAPR)  
 WOOLDRIDGE EL (227901152) - AUSTIN ISD - TRAVIS COUNTY

Staff Information	----- Campus -----		District	State
	Count/Average	Percent		
Number of Students per Teacher	18.6	n/a	16.5	14.8

Staff Information	Campus	District	State
Experience of Campus Leadership:			
Average Years Experience of Principals	1.0	5.4	6.1

\_\_\_\_\_

\_\_\_\_\_

\_\_\_\_\_

\_\_\_\_\_

\_\_\_\_\_

Teachers  
 Experience

Average Years Experience of Principals

\_\_\_\_\_





Texas Education Agency  
2022-23 Staff Information (TAPR)  
WOOLDRIDGE EL (227901152) - AUSTIN ISD - TRAVIS COUNTY

- Indicates there is no data for the item.
- \* Indicates results are masked due to small numbers.
- \*\* When only one student disability or assessment group is masked, then the second smallest student disability or assessment group is masked regardless of size.
- n/a Indicates data reporting is not applicable for this group.
- ? Indicates that the data for this item were statistically improbable or were reported outside a reasonable range.

Link to: [PEIMS Financial Standard Reports 2021-22 Financial Actual Report](#)

(To open link in a new window, press the "Ctrl" key and click on the link.)