

2022-23 Texas Academic Performance Report (TAPR)



District Name: AUSTIN ISD

Campus Name: LINDER EL

Campus Number: 227901160



This page is intentionally blank.



Texas Education Agency
2022-23 STAAR Performance (TAPR)
LINDER EL (227901160) - AUSTIN ISD - TRAVIS COUNTY



Texas Education Agency
2022-23 STAAR Performance (TAPR)
LINDER EL (227901160) - AUSTIN ISD - TRAVIS COUNTY

School Year	State	District	Campus	African American	Hispanic	White	American Indian	Asian	Pacific Islander	Two or More Races	Special Ed (Current)	Special Ed (Former)	Continuously Enrolled	Non-Continuously Enrolled		
-------------	-------	----------	--------	------------------	----------	-------	-----------------	-------	------------------	-------------------	----------------------	---------------------	-----------------------	---------------------------	--	--





Texas Education Agency
 2022-23 Bilingual Education/English as a Second Language (Current EB Students/EL) (TAPR)
 LINDER EL (227901160) - AUSTIN ISD - TRAVIS COUNTY

	School Year	State	District	Campus	Total Bilingual Education	BE-Trans Early Exit	BE-Trans Late Exit	BE-Dual Two-Way	BE-Dual One-Way	ALP Bilingual (Exception)	Total ESL	ESL Content-Based	ESL Pull-Out	ALP ESL (Waiver)	EB/EL with Parental Denial	Never EB/EL	Total EB/EL (Current)	Monitored & Former EB/EL
All Grades ELA/Reading	2023	35%	28%	14%	17%	-	-	*	18%	-	*	*	-	-	-	12%	15%	-
All Grades Mathematics	2023	40%	34%	25%	32%	-	-	-	32%	-	80%	80%	-	-	-	8%	40%	-

* Indicates results are masked due to small numbers to protect student confidentiality.
 - Indicates there are no students in the group.
 Blank cell indicates there are no data available in the group.

Texas Education Agency
2022-23 STAAR Participation (TAPR)

The table displays STAAR Participation (TAPR) data for the 2022-23 school year. It consists of 15 columns and multiple rows. The top row is filled with a solid blue color. The following rows have alternating light blue and tan backgrounds. The majority of the cells in these rows are empty, indicating missing or zero participation data. A single dark blue cell is located in the bottom row, approximately in the 13th column from the left.

Texas Education Agency
 2022-23 STAAR Participation (TAPR)
 LINDER EL (227901160) - AUSTIN ISD - TRAVIS COUNTY

	State	District	Campus	African American	Hispanic	White	American Indian	Asian	Pacific Islander	Two or More Races	Special Ed (Current)	Special Ed (Former)	Continuously Enrolled	Non-Continuously Enrolled	Econ Disadv	EB & EL (Current & Monitored)
Absent	1%	4%	0%	0%	0%	*	-	0%	-	*	0%	*	0%	0%	0%	0%
Other	0%	0%	0%	0%	0%	*	0%	-	0%	*	0%	*	0%	0%	0%	0%

2022 STAAR Participation
(All Grades)

All Tests

Assessment Participa 57.02 re B* [0 d 1 J 1 j 0.000 0.000 0.000 rg 0.000 0.000 0.000 RG 0.14 w [0 d 1 J 1 j BT 132194.68 472.75 34.41 0.28 re B* [0 d 1 J 1 j [0 d 0 J 0 j 194.68 459.93 34.4

Texas Education Agency
 2022-23 STAAR Participation (TAPR)
 LINDER EL (227901160) - AUSTIN ISD - TRAVIS COUNTY

	State	District	Campus	African American	Hispanic	White	American Indian	Asian	Pacific Islander	Two or More Races	Special Ed (Current)	Special Ed (Former)	Continuously Enrolled	Non-Continuously Enrolled	Econ Disadv	EB & EL (Current & Monitored)
Not Included in Accountability: Other Exclusions	1%	1%	7%	0%	8%	0%	-	*	-	*	0%	-	0%	14%	8%	11%
Not Tested	2%	4%	0%	0%	0%	0%	-	*	-	*	0%	-	0%	0%	0%	0%
Absent	1%	4%	0%	0%	0%	0%	-	*	-	*	0%	-	0%	0%	0%	0%
Other	0%	0%	0%	0%	0%	0%	-	*	-	*	0%	-	0%	0%	0%	0%

* Indicates results are masked due to small numbers to protect student confidentiality.

- Indicates there are no students in the group.





Texas Education Agency
 2022-23 Graduation Profile (TAPR)
 LINDER EL (227901160) - AUSTIN ISD - TRAVIS COUNTY

	Campus Count	Campus Percent	District Count	State Count
Graduatesf(2021-22 Annual Graduates)				
Total Graduates	-	-	4,605	368,686
By Ethnicity:				
African American	-	-	306	45,227
Hispanic	-	-	2,336	191,125
White				



There is no data for this campus.

Texas Education Agency
2022-23 CCMR-Related Indicators (TAPR)
LINDER EL (227901160) - AUSTIN ISD - TRAVIS COUNTY

There is no data for this campus.

Texas Education Agency
2022-23 Other Postsecondary Indicators (TAPR)
LINDER EL (227901160) - AUSTIN ISD - TRAVIS COUNTY

There is no data for this campus.

Texas Education Agency
 2022-23 Student Information (TAPR)
 LINDER EL (227901160) - AUSTIN ISD - TRAVIS COUNTY

Stud

	Membership				Enrollment			
	Campus		District	State	Campus		District	State
	Count	Percent			Count	Percent		
	9	1.6%	6.9%	5.5%	9	1.6%	6.9%	5.5%
	1	0.2%	0.1%	0.2%	1	0.2%	0.1%	0.2%
	12	2.2%	0.9%	1.3%	12	2.2%	0.9%	1.3%
	140	25.1%	6.1%	2.2%	140	25.1%	6.1%	2.2%
	1	0.2%	0.0%	0.3%	1	0.2%	0.0%	0.3%
	557	100.0%	48.5%	64.6%	557	100.0%	48.4%	64.6%
	1	0.2%	0.2%	3.6%	1	0.2%	0.2%	3.6%
	381	68.4%	46.9%	53.3%	381	68.4%	46.8%	53.3%
Special Program:								
	350	62.8%	34.2%	23.2%	350	62.8%	34.1%	23.2%
Education	0	0.0%	25.8%	26.5%	0	0.0%	25.8%	26.5%
Education (9-12 grades only)	0	0.0%	62.0%	72.3%	0	-	61.8%	72.2%
Education	33	5.9%	12.9%	8.2%	33	5.9%	12.9%	8.2%
	49	8.8%	13.8%	12.6%	49	8.8%	13.9%	12.7%
Students by Type of Primary Disability:								
Disabilities	49							
Disabilities	19	38.8%	49.3%	44.1%				
Disabilities	21	42.9%	18.9%	20.0%				
	**	**	13.7%					
Disabilities	*	*	17.2%					
Historical Early Childhood	0	0.0%	1.0%					

Students with Non-Categorical Early Chil



--	--	--	--	--

--	--	--	--	--

Texas Education Agency
 2022-23 Staff Information (TAPR)
 LINDER EL (227901160) - AUSTIN ISD - TRAVIS COUNTY

	----- Campus -----		District	State
Staff Information	Count/Average	Percent		
Number of Students per Teacher	15.0	n/a	16.5	14.8

Staff Information	Campus	District	State
Experience of Campus Leadership:			
Average Years Experience of Principals	4.0	5.4	265T /TT4 9.09 Tf 535.96 444.09 Td (5

Texas Education Agency
2022-23 Staff Information (TAPR)
LINDER EL (227901160) - AUSTIN ISD - TRAVIS COUNTY

- Indicates there is no data for the item.
- * Indicates results are masked due to small numbers.
- ** When only one student disability or assessment group is masked, then the second smallest student disability or assessment group is masked regardless of size.
- n/a Indicates data reporting is not applicable for this group.
- ? Indicates that the data for this item were statistically improbable or were reported outside a reasonable range.