

2022-23 Texas Academic Performance Report (TAPR)

District Name: AUSTIN ISD

Campus Name: PALM EL

Campus Number: 227901171

This page is intentionally blank.

Texas Education Agency
2022-23 STAAR Performance (TAPR)
PALM EL (227901171) - AUSTIN ISD - TRAVIS COUNTY

School
Year

State

District

Campus

African
American

Hispanic

White

American
Indian

Asian


Pacific
Islander

Two
or
More
Races

Special
Ed
(Current)


Special
Ed
(Former)

Continu-
ously
Enrolled



Texas Education Agency
 2022-23 Progress (TAPR)
 PALM EL (227901171) - AUSTIN ISD - TRAVIS COUNTY

	School Year	State	District	Campus	African American	Hispanic	White	American Indian	Asian	Pacific Islander	Two or More Races	Special Ed (Current)	Special Ed (Former)	Continuously Enrolled	Non-Continuously Enrolled	Econ Disadv	EB/EL (Current & Monitored)
School Progress - Annual Growth by Grade and Subject																	
Grade 4 ELA/Reading	2023	55%	60%	45%	*	45%						29%		43%	60%	41%	45%
Grade 4 Mathematics	2023	63%	64%	61%	*	64%											



Texas Education Agency
 2022-23 Bilingual Education/English as a Second Language (Current EB Students/EL) (TAPR)
 PALM EL (227901171) - AUSTIN ISD - TRAVIS COUNTY

School Year	State	District	Campus	Total Bilingual Education	BE-Trans Early Exit	BE-Trans Late Exit	BE-Dual Two-Way	BE-Dual One-Way	ALP Bilingual Exception	Total ESL	ESL Content-Based	ESL Reception	ALP ESL	EB/EL with Parental Denial	45	499.39	Td (Denial)	TJ	ET	0.
-------------	-------	----------	--------	---------------------------	---------------------	--------------------	-----------------	-----------------	-------------------------	-----------	-------------------	---------------	---------	----------------------------	----	--------	-------------	----	----	----

--	--	--	--	--	--	--	--	--	--	--	--	--	--	--	--	--	--	--	--	--

--	--	--	--	--	--	--	--	--	--	--	--	--	--	--	--	--	--	--	--	--

--	--	--	--	--	--	--	--	--	--	--	--	--	--	--	--	--	--	--	--	--

--	--	--	--	--	--	--	--	--	--	--	--	--	--	--	--	--	--	--	--	--

--	--	--	--	--	--	--	--	--	--	--	--	--	--	--	--	--	--	--	--	--

--	--	--	--	--	--	--	--	--	--	--	--	--	--	--	--	--	--	--	--	--

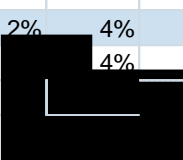
Texas Education Agency
 2022-23 Bilingual Education/English as a Second Language (Current EB Students/EL) (TAPR)
 PALM EL (227901171) - AUSTIN ISD - TRAVIS COUNTY

		School Year	State	District	Campus	Total Bilingual Education	BE-Trans Early Exit	BE-Trans Late Exit	BE-Dual Two-Way	BE-Dual One-Way	ALP Bilingual (Exception)	ESL Total ESL	ESL Content-Based	Exc w	d	1	J	0.894	rg	0.808	0.855	0.895	9.58	34.436	0.14Pu
--	--	-------------	-------	----------	--------	---------------------------	---------------------	--------------------	-----------------	-----------------	---------------------------	---------------	-------------------	-------	---	---	---	-------	----	-------	-------	-------	------	--------	--------



Texas Education Agency
 2022-23 STAAR Participation (TAPR)
 PALM EL (227901171) - AUSTIN ISD - TRAVIS COUNTY

	State	District	Campus	African American	Hispanic	White	American Indian	Asian	Pacific Islander	Two or More Races	Special Ed (Current)	Special Ed (Former)	Continuously Enrolled	Non-Continuously Enrolled	Econ Disadv	EB €EL (Current & Monitored)
Not Included in Accountability: Other Exclusions	1%	1%	0%	*	0%	*	-	*	-	-	0%	*	0%	0%	0%	0%
Not Tested	2%	4%	2%	*	2%	*		*	-	-	0%	*	0%	10%	2%	4%
Absent		4%	2%													
Other																




Texas Education Agency
 2022-23 Attendance, Graduation, and Dropout Rates (TAPR)
 PALM EL (227901171) - AUSTIN ISD - TRAVIS COUNTY

	State	District	Campus	African American	Hispanic	White	American Indian	Asian	Pacific Islander	Two or More Races	Special Ed	Econ Disadv	EB/EL
Class of 2022	84.3%	90.8%	-	-	-	-	-	-	-	-	-	-	-
Class of 2021	81.9%	89.7%	-	-	-	-	-	-	-	-	-	-	-
RHSP/DAP/FHSP-E/FHSP-DLA Graduates (Longitudinal Rate)													
Class of 2022	88.0%	92.2%	-	-	-	-	-	-	-	-	-	-	-
Class of 2021	85.7%	92.0%	-	-	-	-	-	-	-	-	-	-	-
RHSP/DAP Graduates (Annual Rate)													
2021-22	23.6%	*	-	-	-	-	-	-	-	-	-	-	-
2020-21	43.8%	0.0%	-	-	-	-	-	-	-	-	-	-	-
FHSP-E Graduates (Annual Rate)													
2021-22	3.9%	1.8%	-	-	-	-	-	-	-	-	-	-	-
2020-21	3.8%	2.7%	-	-	-	-	-	-	-	-	-	-	-
FHSP-DLA Graduates (Annual Rate)													
2021-22	82.3%	87.9%	-	-	-	-	-	-	-	-	-	-	-
2020-21	80.4%	87.5%	-	-	-	-	-	-	-	-	-	-	-
RHSP/DAP/FHSP-E/FHSP-DLA Graduates (Annual Rate)													
2021-22	86.0%	89.7%	-	-	-	-	-	-	-	-	-	-	-
2020-21	84.1%	89.8%	-	-	-	-	-	-	-	-	-	-	-

Texas Education Agency
 2022-23 Graduation Profile (TAPR)
 PALM EL (227901171) - AUSTIN ISD - TRAVIS COUNTY

	Campus Count	Campus Percent	District Count	State Count
Graduatesf(2021-22 Annual Graduates)				
Total Graduates	-	-	4,605	368,686

Graduates)



Texas Education Agency
2022-23 CCMR-Related Indicators (TAPR)
PALM EL (227901171) - AUSTIN ISD - TRAVIS COUNTY

There is no data for this campus.

Texas Education Agency
2022-23 Other Postsecondary Indicators (TAPR)
PALM EL (227901171) - AUSTIN ISD - TRAVIS COUNTY

There is no data for this campus.

Texas Education Agency
2022-23 Student Information (TAPR)
PALM EL (227901171) - AUSTIN ISD - TRAVIS COUNTY

Student Information	Membership				Enrollment			
	Campus		District	State	Campus		District	State
	Count	Percent			Count	Percent		
Total Students	341	100.0%	73,198	5,504,150	341	100.0%	73,384	5,518,432
Students by Grade:								
Early Childhood Education	0	0.0%	0.3%	0.3%	0	0.0%	0.3%	0.5%
Pre-Kindergarten	65	19.1%	5.6%	4.4%	65	19.1%	5.7%	4.4%
Pre-Kindergarten: 3-year Old	21	6.2%	1.3%	0.7%	21	6.2%	1.4%	0.7%
Pre-Kindergarten: 4-year Old	44	12.9%	4.3%	3.7%	44	12.9%	4.4%	3.7%
Kindergarten	51	15.0%	7.2%	6.7%	51	15.0%	7.2%	6.7%
Grade 1	46	13.5%	7.7%	7.2%	46	13.5%	7.7%	7.2%
Grade 2	50	14.7%	7.8%	7.2%	50	14.7%	7.8%	7.2%
Grade 3	47	13.8%	7.4%	7.2%	47	13.8%	7.4%	7.1%
Grade 4	44	12.9%	7.3%	7.2%	44	12.9%	7.2%	7.1%
Grade 5	38	11.1%	7.2%	7.2%	38	11.1%	7.1%	7.2%
Grade 6	0	0.0%	6.8%	7.3%	0	0.0%	6.8%	7.2%
Grade 7	0	0.0%	6.7%	7.4%	0	0.0%	6.7%	7.4%
Grade 8	0	0.0%	7.0%	7.7%	0	0.0%	6.9%	7.7%
Grade 9	0	0.0%	7.9%	8.7%	0	0.0%	7.9%	8.7%
Grade 10	0	0.0%	7.8%	7.9%	0	0.0%	7.8%	7.9%
Grade 11	0	0.0%	6.9%	7.0%	0	0.0%	6.9%	7.0%
Grade 12	0	0.0%	6.5%	6.6%	0	0.0%	6.5%	6.6%
Ethnic Distribution:								
African American	13	3.8%	6.1%	12.8%	13	3.8%	6.1%	12.8%
Hispanic	307	90.0%	54.1%	53.0%	307	90.0%	54.0%	52.9%
White	14	4.1%	30.7%	25.6%	14	4.1%	30.8%	25.7%
American Indian	2	0.6%	0.2%	0.3%	2	0.6%	0.2%	0.3%
Asian	1	0.3%	4.9%	5.1%	1	0.3%	4.9%	5.1%
Pacific Islander	0	0.0%	0.1%	0.2%	0	0.0%	0.1%	0.2%
Two or More Races	4	1.2%	3.9%	3.0%	4	1.2%	3.9%	3.0%
Sex:								
Female	165	48.4%	48.9%	48.8%	165	48.4%	48.9%	48.8%
Male	176	51.6%	51.1%	51.2%	176	51.6%	51.1%	51.2%
Economically Disadvantaged	287	84.2%	51.5%	62.1%	287	84.2%	51.5%	62.0%
Non-Educationally Disadvantaged	54	15.8%	48.5%	37.9%	54	15.8%	48.5%	38.0%
Section 504 Students	8	2.3%	10.0%	7.4%	8	2.3%	10.0%	7.4%
EB Students/EL	179	52.5%	30.5%	23.1%	179	52.5%	30.5%	23.0%
Students w/ Disciplinary Placements (2021-22)	0	0.0%	1.1%	1.5%				

Texas Education Agency
 2022-23 Staff Information (TAPR)
 PALM EL (227901171) - AUSTIN ISD - TRAVIS COUNTY

Staff Information	----- Campus -----		District	State
	Count/Average	Percent		
Total Staff	31.3	100.0%	100.0%	100.0%
Professional Staff:	22.3	71.3%	61.5%	64.1%
Teachers	19.3	61.7%	48.3%	48.7%
Professional Support	1.0	3.2%	9.4%	10.9%
Campus Administration (School Leadership)	2.0	6.4%	3.3%	3.3%
Educational Aides:	9.0	28.7%	11.3%	11.3%
Librarians and Counselors (Headcount):				
Full-time Librarians	1.0	n/a	76.0	4,258.0
Part-time Librarians	0.0	n/a	26.0	646.0
Full-time Counselors	0.0	n/a	184.0	13,815.0
Part-time Counselors	0.0	n/a	7.0	1,240.0
Total Minority Staff:	24.3	77.7%	60.0%	53.2%
Teachers by Ethnicity:				
African American	0.0	0.0%	6.1%	11.8%
Hispanic	13.3	69.0%	34.9%	29.6%
White	6.0	31.0%	53.7%	54.9%
American Indian	0.0	0.0%	0.2%	0.3%
Asian				

Counselors

Texas Education Agency
 2022-23 Staff Information (TAPR)
 PALM EL (227901171) - AUSTIN ISD - TRAVIS COUNTY

Staff Information	----- Campus -----		District	State
	Count/Average	Percent		
Number of Students per Teacher	17.6	n/a	16.5	14.8

Staff Information	Campus	District	State
Experience of Campus Leadership:			
Average Years Experience of Principals	10.0	5.4	6.1
Average Years Experience of Principals with District	10.0	5.1	5.3
Average Years Experience of Assistant Principals	1.0	Staff Information	

Texas Education Agency
2022-23 Staff Information (TAPR)
PALM EL (227901171) - AUSTIN ISD - TRAVIS COUNTY

- Indicates there is no data for the item.
- * Indicates results are masked due to small numbers.
- ** When only one student disability or assessment group is masked, then the second smallest student disability or assessment group is masked regardless of size.
- n/a Indicates data reporting is not applicable for this group.
- ? Indicates that the data for this item were statistically improbable or were reported outside a reasonable range.

Link to: [PEIMS Financial Standard Reports 2021-22 Financial Actual Report](#)

(To open link in a new window, press the "Ctrl" key and click on the link.)