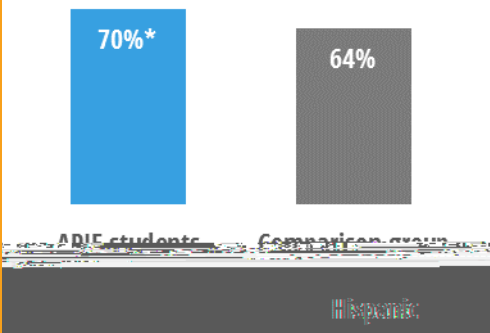


Figure 1 shows that a greater percentage of APIE Hispanic students than of the comparison group met the STAAR passing standard. In 2018, 69% of APIE students met the STAAR passing standard, compared to 67% of the comparison group. In 2017, 67% of APIE students met the STAAR passing standard, compared to 64% of the comparison group.

Figure 1

A greater percentage of APIE Hispanic students than of the comparison group met the STAAR passing standard.



Sources: District STAAR math test files and APIE student survey, 2017 and 2018.

\* Statistically significant ( $p < .05$ )

Figure 2

APIE students reported a significant increase in their interests in pursuing engineering and math careers from the beginning to the end of the school year.




Figure 4

Significantly greater percentages of APIE participants than of the comparison group and all seniors completed ApplyTexas and FAFSA applications.

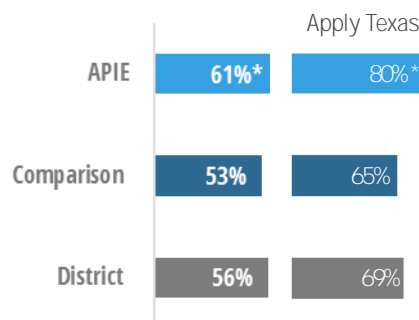


Figure 3 shows that significantly higher percentages of APIE participants and district seniors than of the matched group were college ready. In 2017, 48% of APIE students and 50% of district seniors were college ready, compared to 38% of the comparison group. In 2018, 50% of APIE students and 52% of district seniors were college ready, compared to 40% of the comparison group.

Figure 3

Significantly higher percentages of APIE participants and district seniors than of the matched group were college ready.

APIE designed its programs to improve students' academic outcomes, promote their enjoyment of learning, and assist them in making plans for their future. The Austin Independent School District's (AISD) Department of Research and Evaluation (DRE) staff conducted a program evaluation to provide program effectiveness information to APIE stakeholders to help them make program decisions. In 2017–2018, the annual program evaluation included these major questions:

What were the academic outcomes for APIE participants, and how did these compare with those for similar non-participants (e.g., state accountability and college readiness assessments)?

Did APIE participants develop awareness and knowledge pertaining to future college and career opportunities?

The [full report](https://www.austinisd.org/sites/default/files/dre-surveys/17.52_APIE_Annual_Evaluation_Report_2017-2018.pdf) can be accessed at: [https://www.austinisd.org/sites/default/files/dre-surveys/17.52\\_APIE\\_Annual\\_Evaluation\\_Report\\_2017-2018.pdf](https://www.austinisd.org/sites/default/files/dre-surveys/17.52_APIE_Annual_Evaluation_Report_2017-2018.pdf)

More information about the FAFSA and ApplyTexas can be accessed at:

FAFSA: <https://studentaid.ed.gov/sa/fafsa>

ApplyTexas: <https://www.applytexas.org>

