

Publication Number 07.87  
February 2009

Marshall W. Garland, M.A.  
Cinda Christian, Ph.D.  
Reetu Naik, M.A.

# **RESULTS OF THE 2008 STUDENT SUBSTANCE USE AND SAFETY SURVEY**

## **ANDERSON HIGH SCHOOL**

### **Description of Survey**

IS 0 51 Title IV Safe and Drug Free RVE(s and )5-4.6(0)4 and uia e angton, representative sample of AISD students. The survey is used to track student knowledge, attitudes, and self-reported behavior over time. In the Spring of 2008 a sample of 8,436 students in grades 6-12 submitted valid responses to the district's annual survey of substance use and safety issues, yielding a response rate of 73%.

<sup>8</sup> Selected item results are attached. These results should be shared with your Positive Behavior Support (PBS) team, the Campus Advisory Council, and others involved in campus safety planning efforts for your school.

### **How should sample data be interpreted?**

When it is not feasible to survey an entire population, samples are used instead. However, when a sample is used to make inferences about a population the results must be interpreted with caution. For example, although 87% of a sample may select a particular survey response, this does not necessarily mean 87% of the entire population feels the same way. To interpret the sample data cautiously, we have used the following information to construct an interval that describes the range within which the result for your campus population is likely to fall:

- Population size: In this case, the number of students at your campus.
- Sample size: In this case, the number of survey respondents from your campus.
- Desired level of confidence: In this case, 95%.

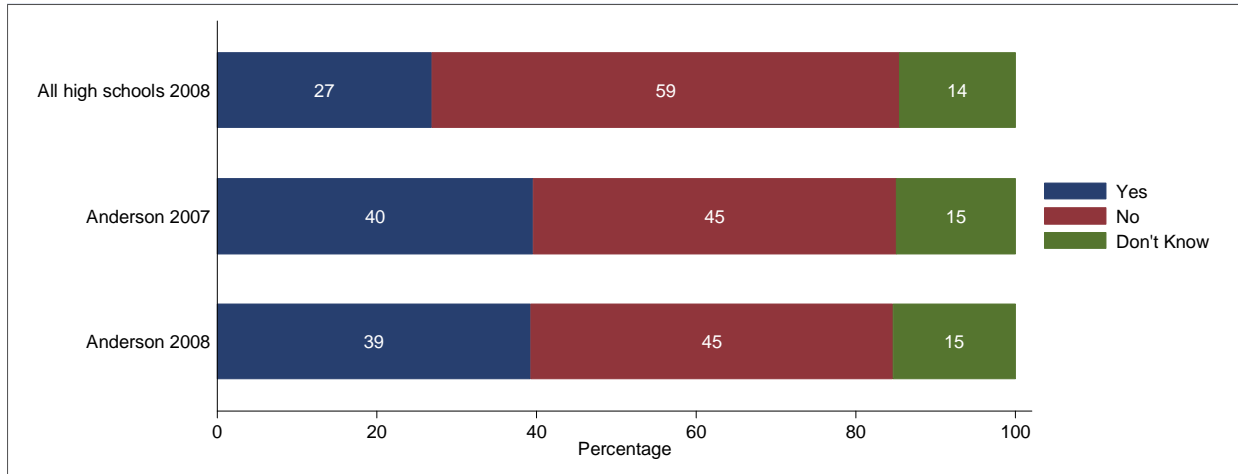
The 95% confidence interval is comm

## RESPONDENT DEMOGRAPHICS AND ITEMS THAT ADDRESS BOTH SUBSTANCE USE AND SAFETY

### Demographics

	Gender		Grade				Total
	Male	Female	9th	10th	11th	12th	
<b>Anderson 2007</b>	145 52%	135 48%	85 30%	57 20%	71 25%	67 24%	281
<b>Anderson 2008</b>	169 50%	168 50%	81 24%	103 31%	74 22%	79 23%	338
<b>All high schools 2008</b>	1,568 47%	1,744 53%	1,008 30%	853 26%	746 22%	714 22%	3,341

Q47: Do one or both of your parents usually attend school sponsored open houses, PTA meetings or other school events?



Q51: Of the following, which do you consider to be the most serious problem on your campus?

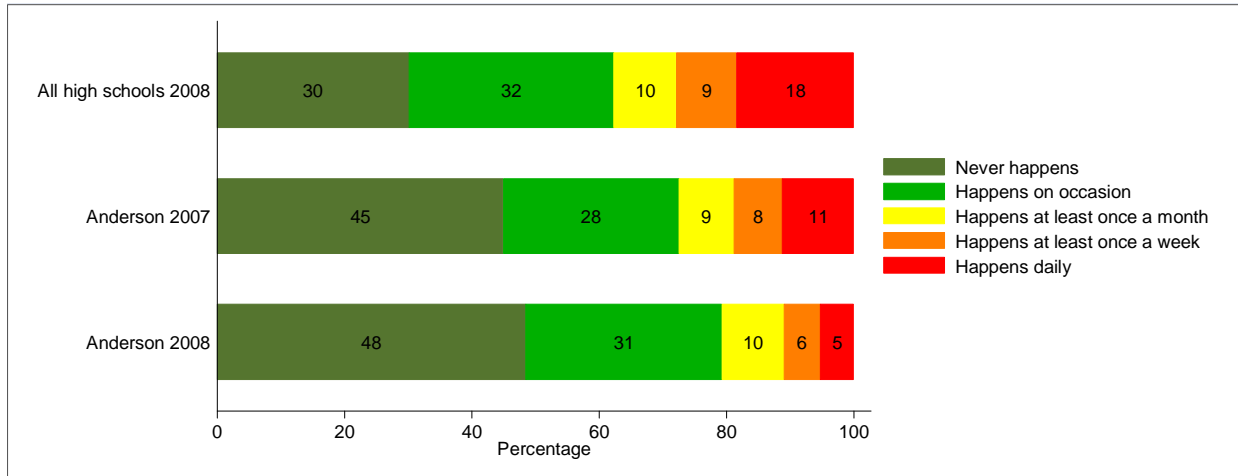
	Anderson 2008	Percentage point change from 2007	All high schools 2008
<b>Marijuana use</b>	30%	3	29%
<b>Alcohol use</b>	21%	-1	8%
<b>Student fighting and physical aggression</b>	6%	0	12%
<b>Student harassment, threats, and intimidation</b>	4%	-6	7%
<b>Tobacco use</b>	4%	1	3%
<b>Student weapon possession</b>	4%	2	4%
<b>Student vandalism, criminal mischief</b>	3%	-1 4%	



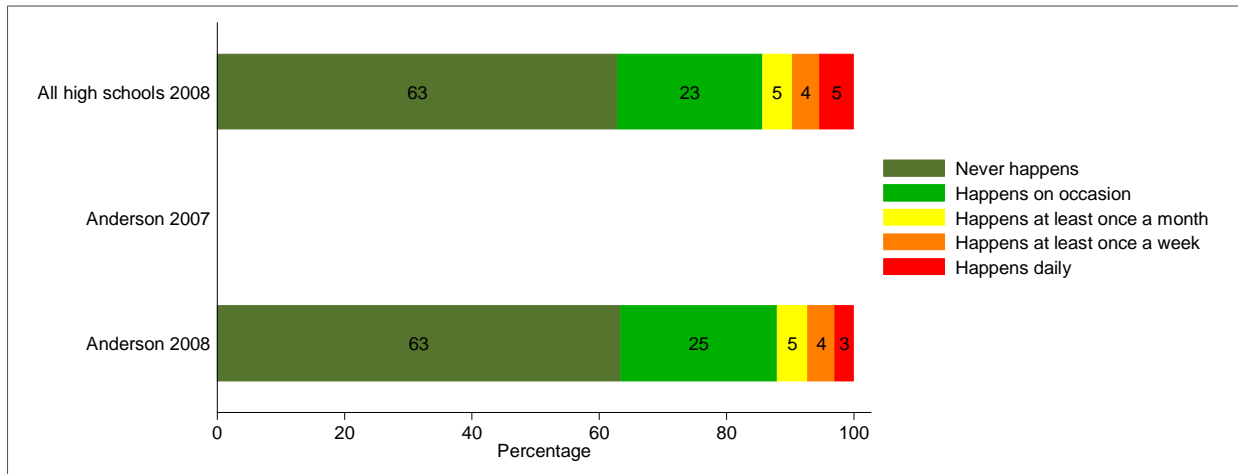
## **SCHOOL SAFETY ITEMS**

Q14: How often does racial

Q17: How often do gang activities occur at your school?

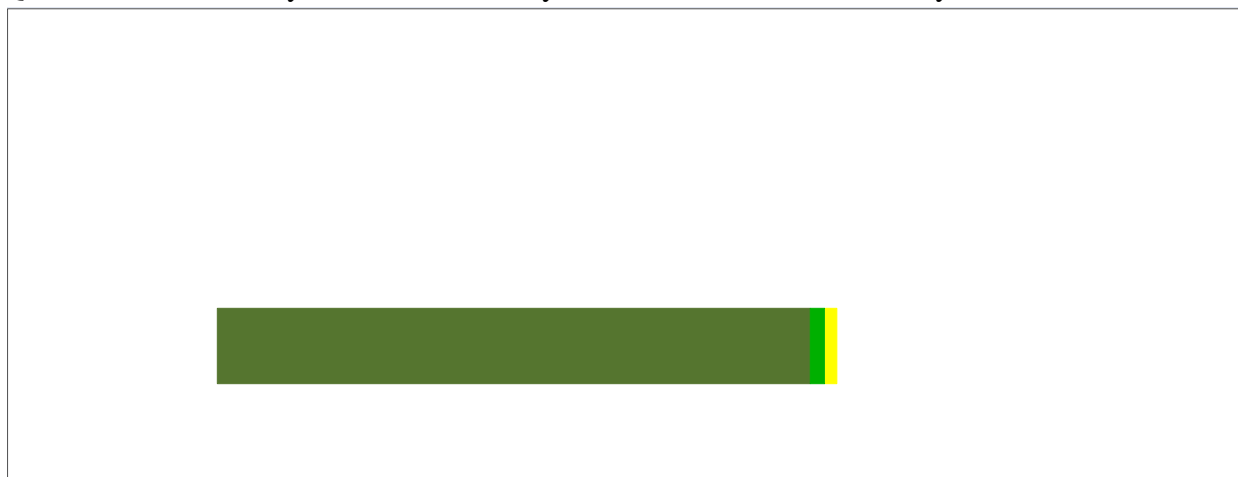


Q18: How often have you experienced any type of bullying at your school?

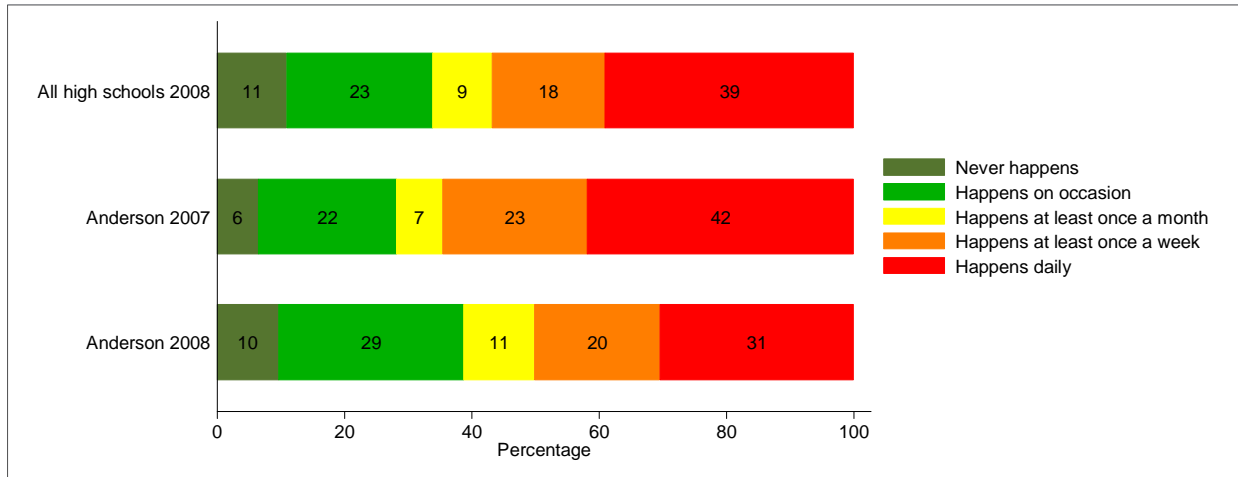


Note: This question was not asked in the 2007 survey .

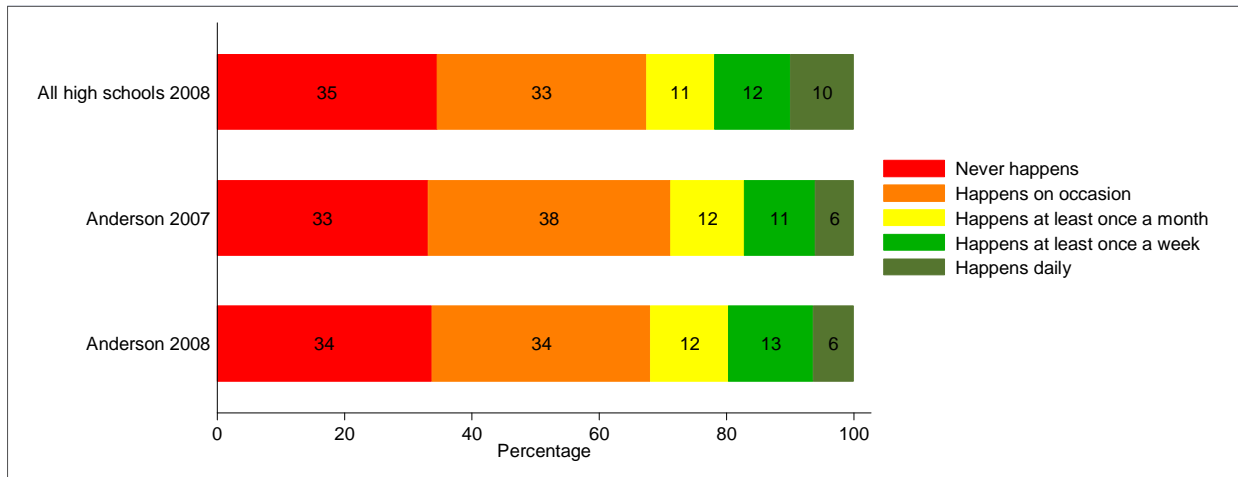
Q19: How often were you absent because you did not feel safe on the way to/from school?



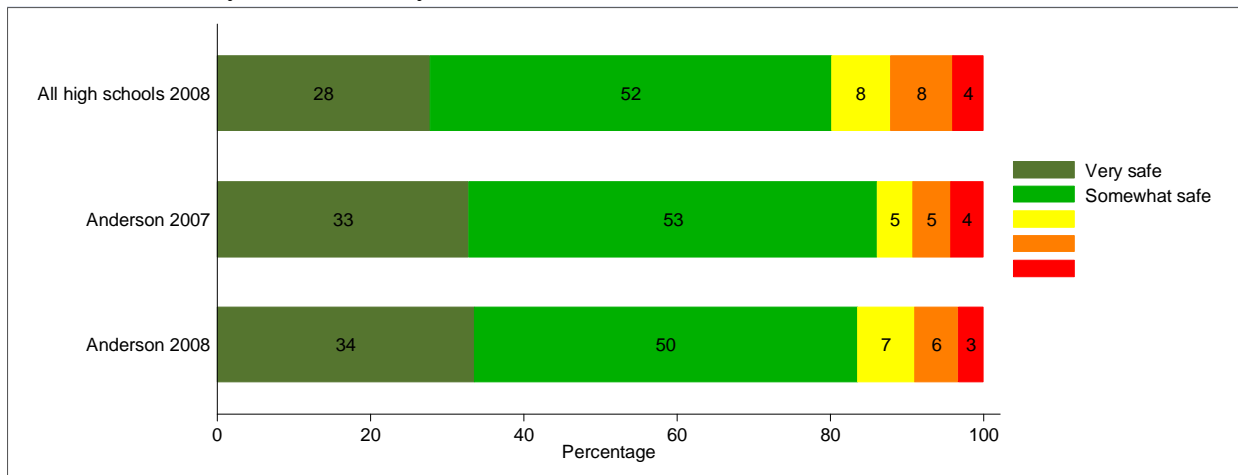
Q20: How often does your teacher have to interrupt class to deal with student misbehavior?



Q21: Do teachers or staff give you praise or rewards for good behavior?



Q7: How safe do you feel when you are at school?

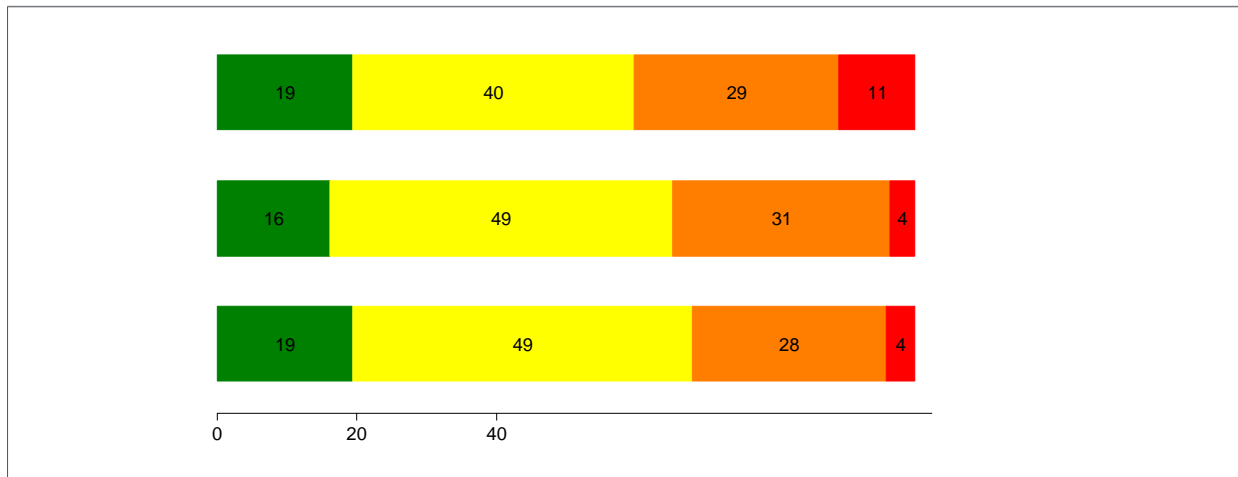


Q10: During this school year, have you experienced any of the following types of bullying at school?

	Anderson 2008	Percentage point change from 2007	All high schools 2008
<b>Verbal</b>	28%	-2	28%
<b>Social</b>	25%	-4	25%
<b>Racial or ethnic harassment</b>	15%	3	13%
<b>Physical</b>	14%	4	13%
<b>Sexual harassment</b>	11%	2	13%
<b>Intimidation</b>	9%	2	9%
<b>Written</b>	6%	2	7%
<b>None</b>	56%	4	54%

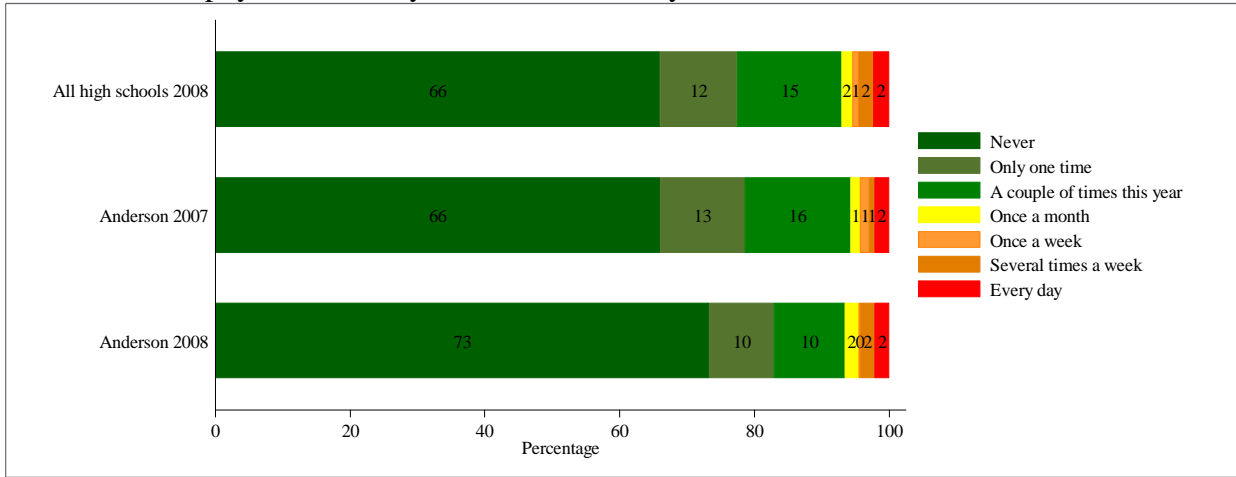
Note. Percentages may sum to more than 100% because respondents were allowed to choose multiple items. Differences between years should be interpreted with caution due to changes in the structure of the question between 2006-2007 and 2007-2008

Q11: How big a problem do you think bullying is at your school?





Q9: During this school year, how often have you or your close friends been physically harmed or threatened with physical harm by another student at your school?

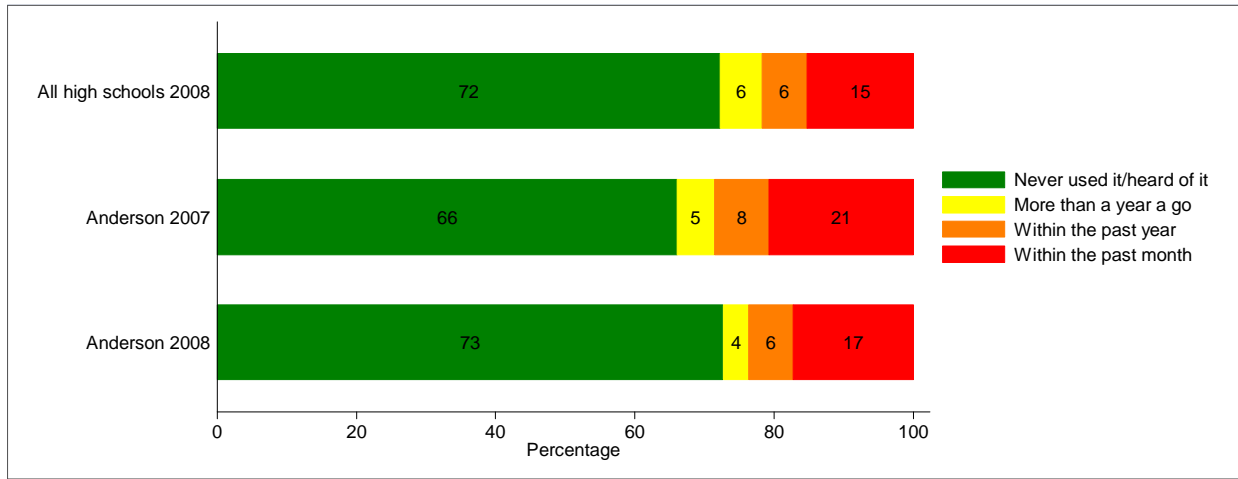


Q13: Are school rules about verbal or physical assaults or fighting enforced by school staff?

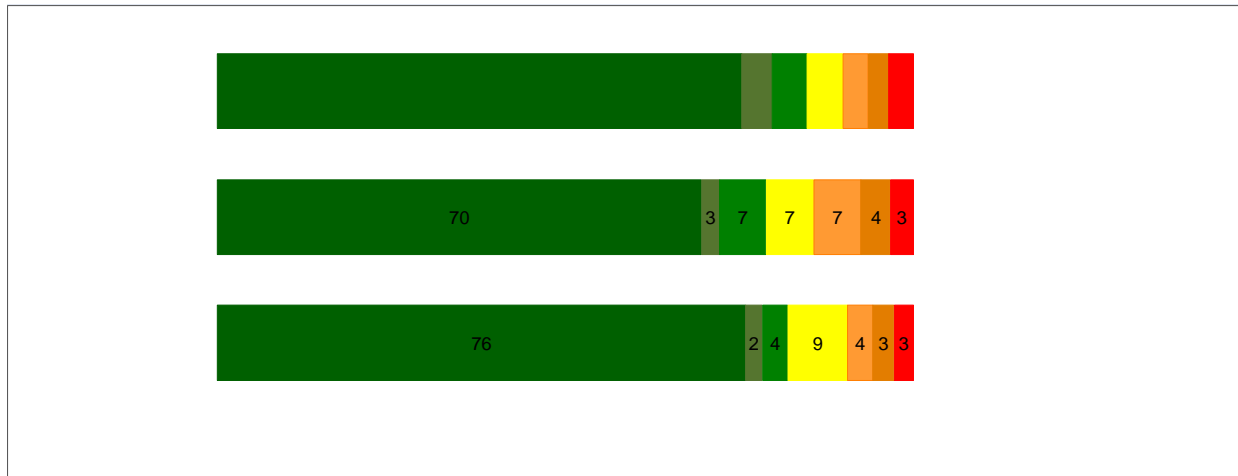


### SUBSTANCE USE ITEMS

Q24: What is the most recent you have used Tobacco (e.g., cigarettes, cigars, chew, etc)?

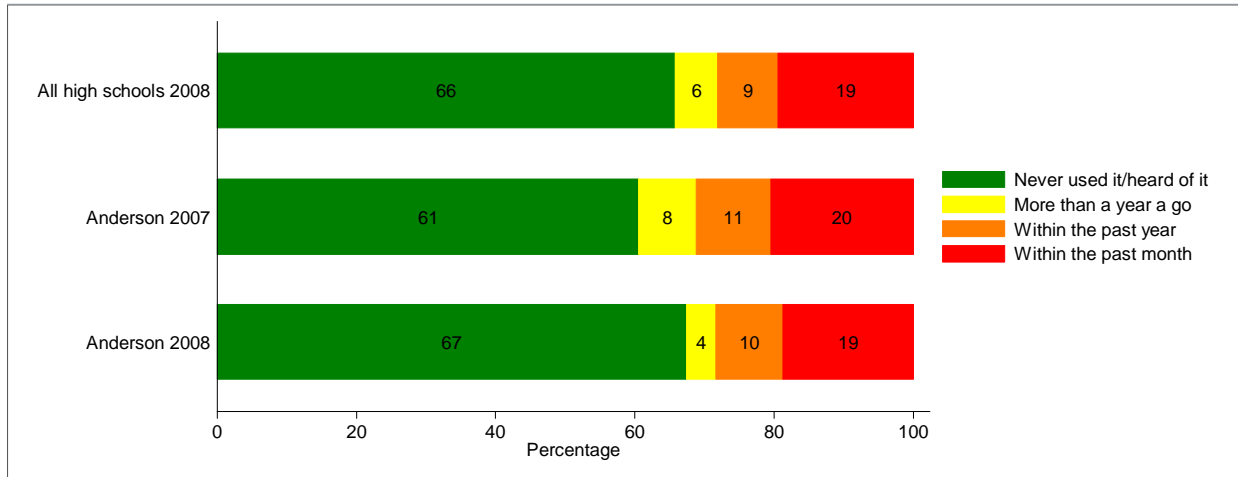


Q39: During this year, how often did you use Tobacco (e.g., cigarettes, cigars, chew, etc)?

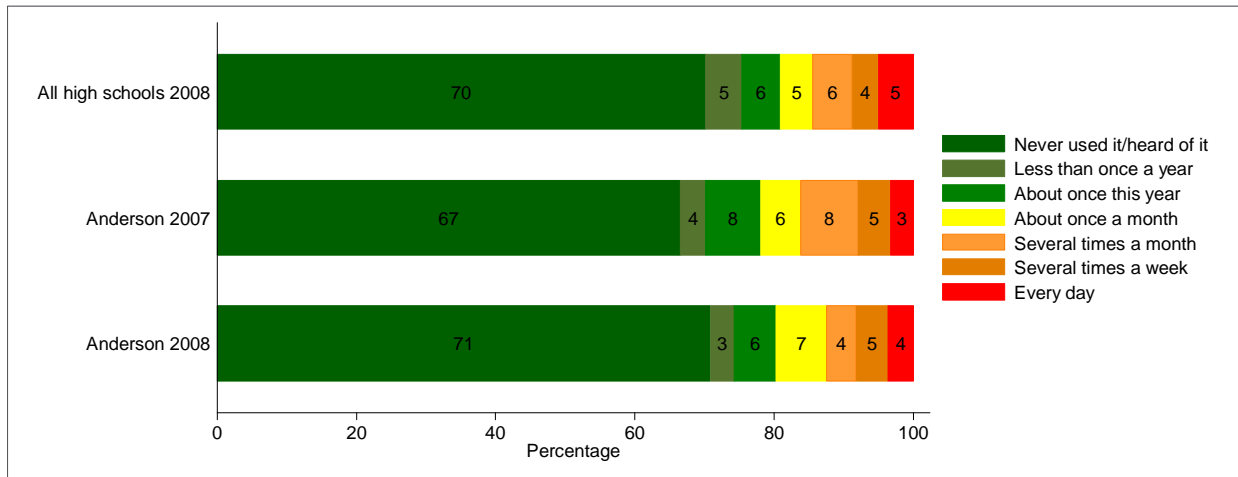


Q25:

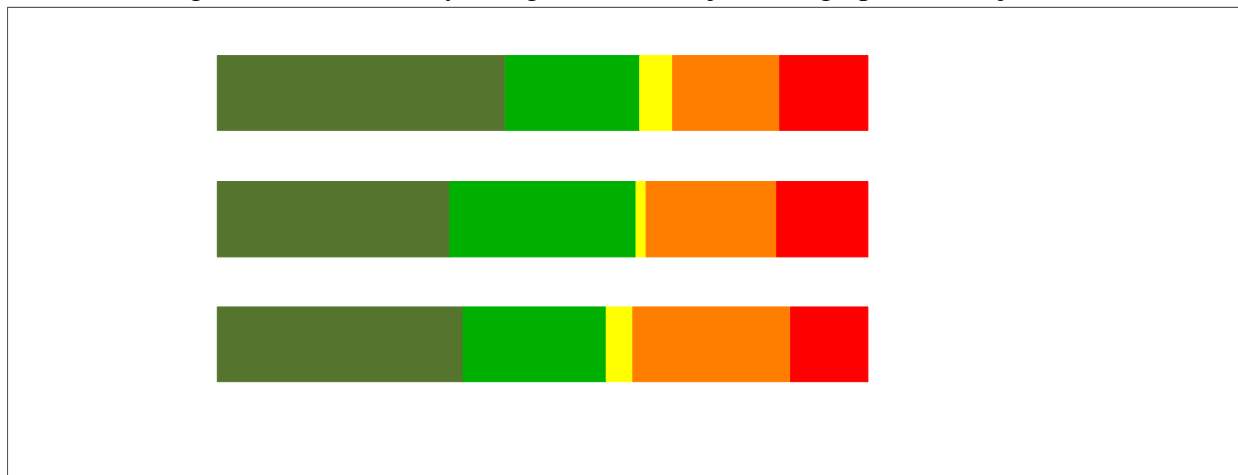
Q26: What is the most recent you have used Marijuana (e.g., pot, weed, joint, blunt, etc.)?



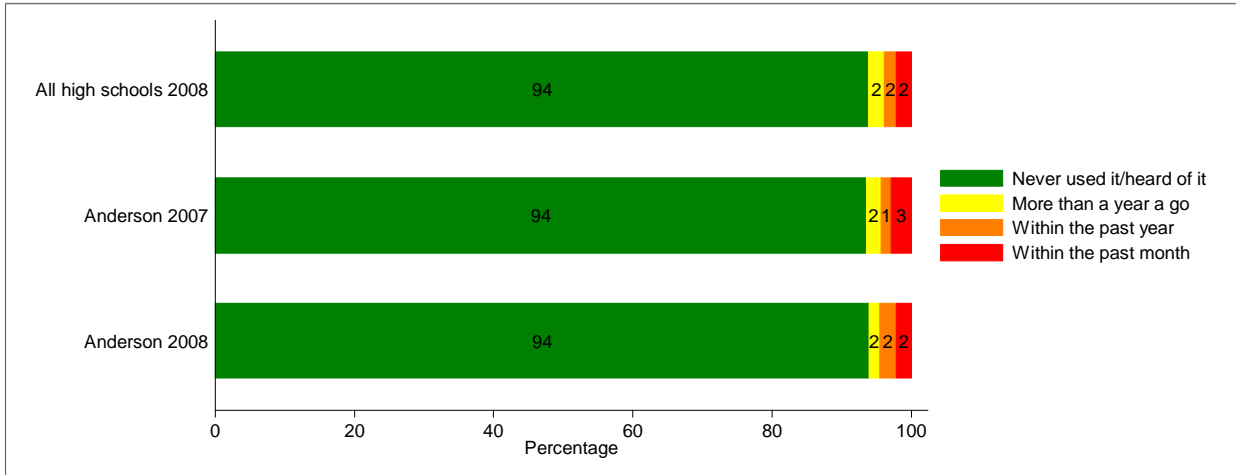
Q41: During this year, how often did you use Marijuana (e.g., pot, weed, joint, blunt, etc.)?




Q54: How dangerous is it for kids your age to use Marijuana (e.g., pot, weed, joint, blunt, etc.)?



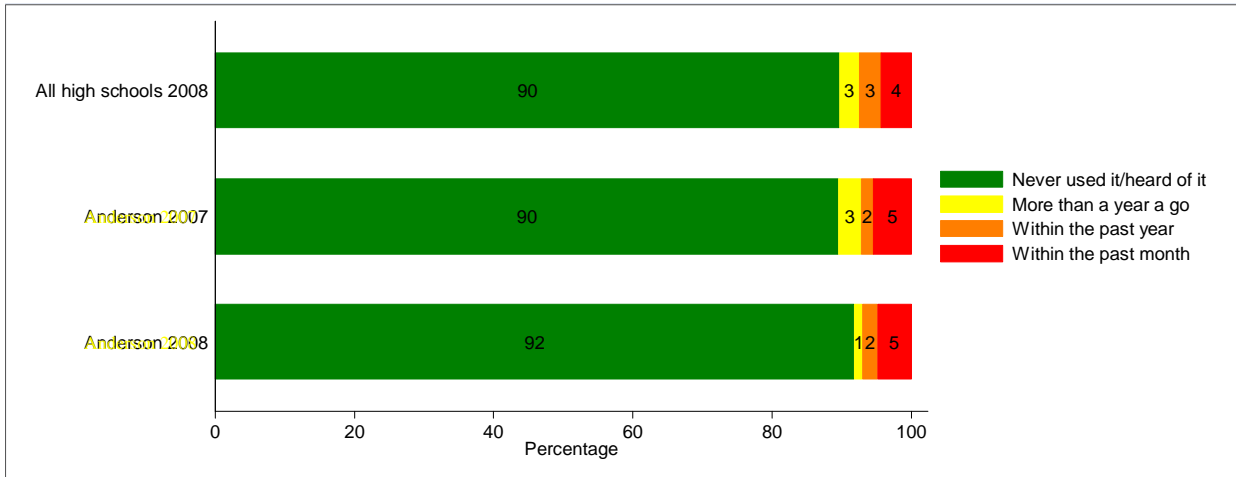
Q27: What is the most recent you have used Inhalants (things you might sniff, such as glue, paint, gasoline, white out, etc.)?




Q42: During this year, how often did you use Inhalants (things you might sniff, such as glue, paint, gasoline, white out, etc.)?



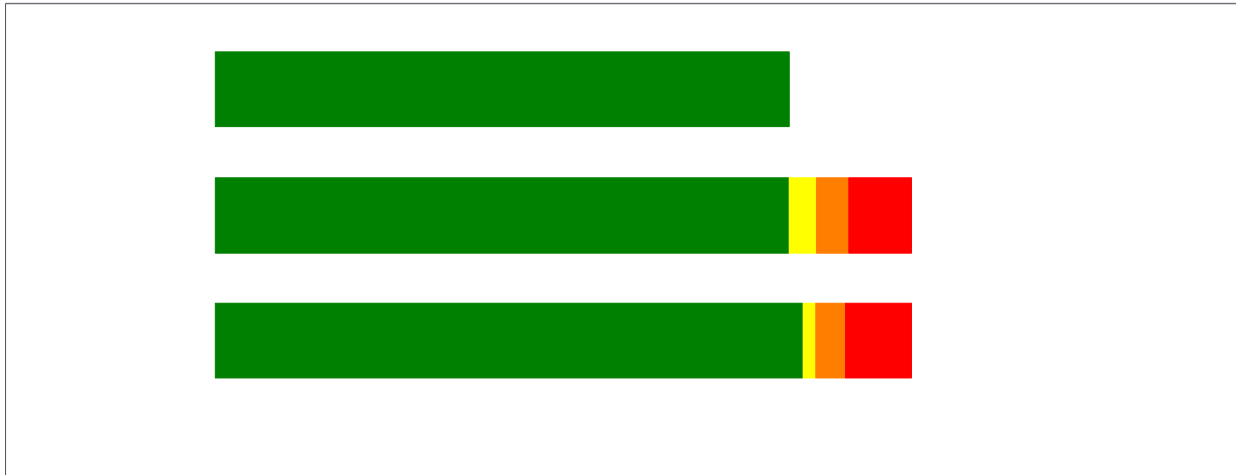
Q28: What is the most recent you have used Over the Counter Medication (e.g., triple Cs, DXM, skittles, or Coricidin) to get high?



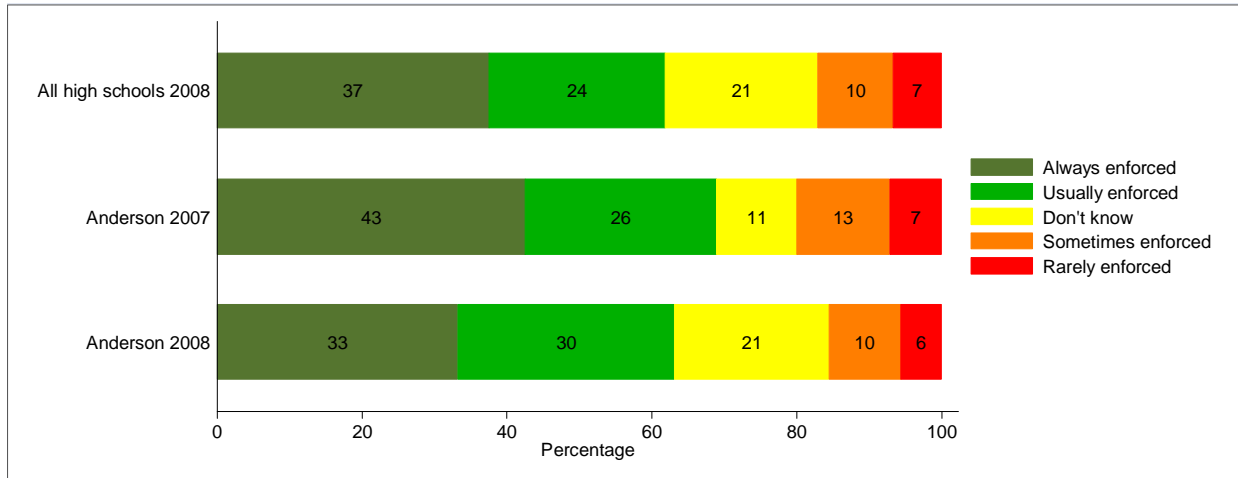
Q43: During this year, how often did you use Over the Counter Medication (e.g., triple Cs, DXM, skittles, or Coricidin) to get high?



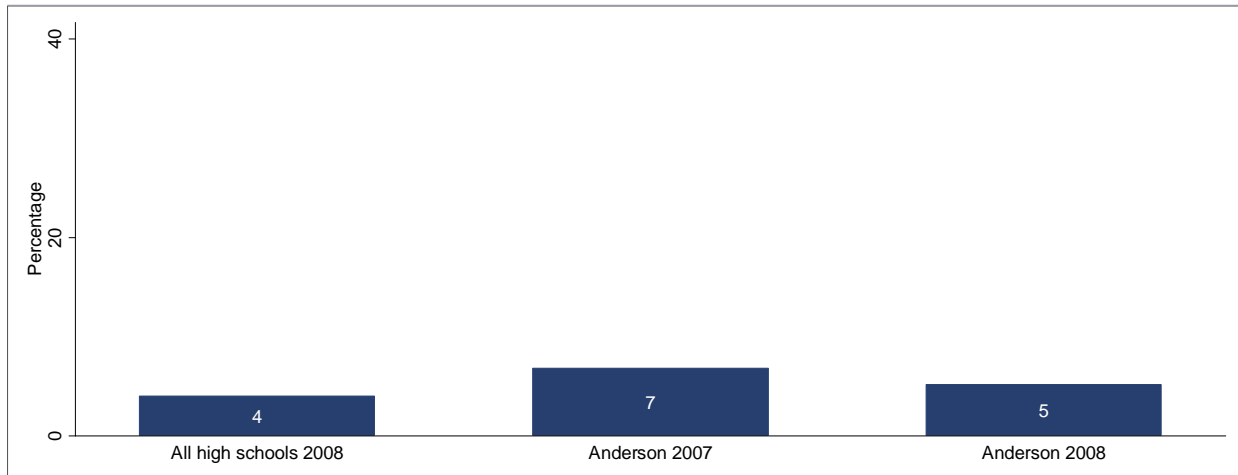
Q29: What is the most recent you have used Prescription Drugs (e.g., Codeine cough syrup, purple drank, Adderall/addy, Xanax/bars, or OxyContin) that was not prescribed to you to get high?



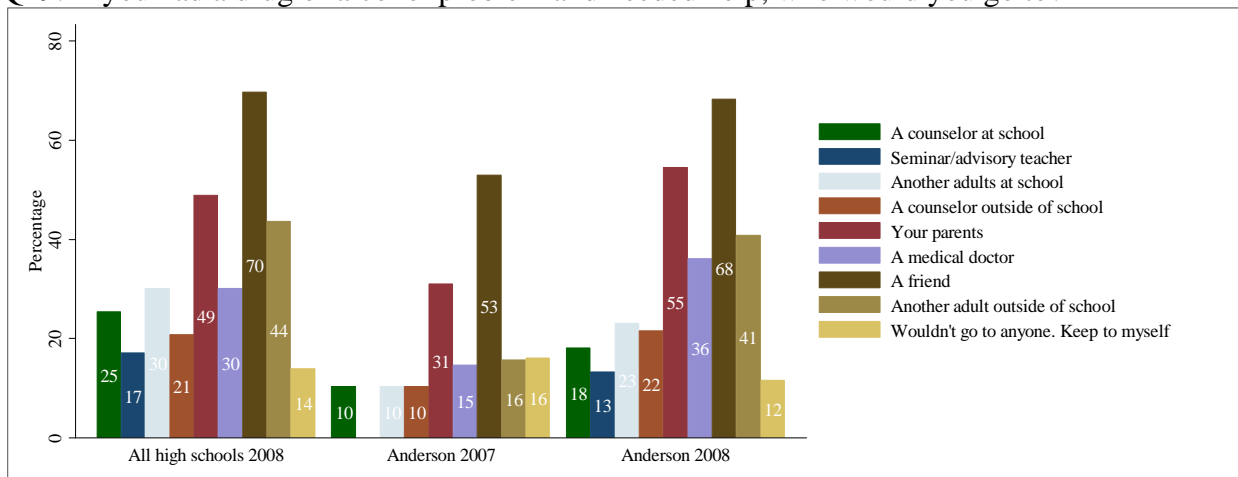
Q12: Are school rules about drug, alcohol, and tobacco use enforced by school staff?



Q37: During this school year, have you gotten into trouble with the police because of tobacco, drugs, or alcohol?

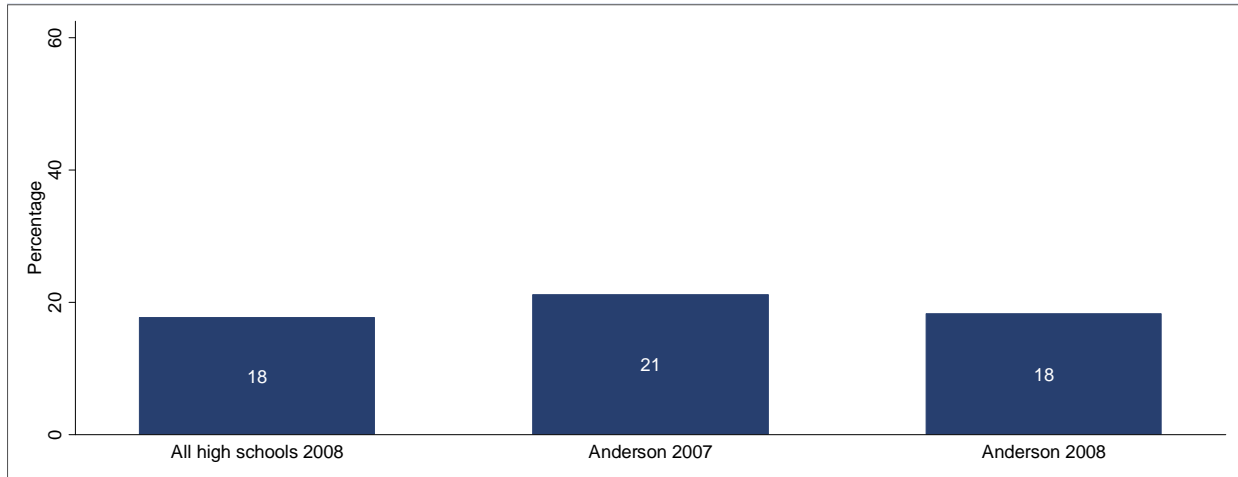


Q49: If you had a drug or alcohol problem and needed help, who would you go to?

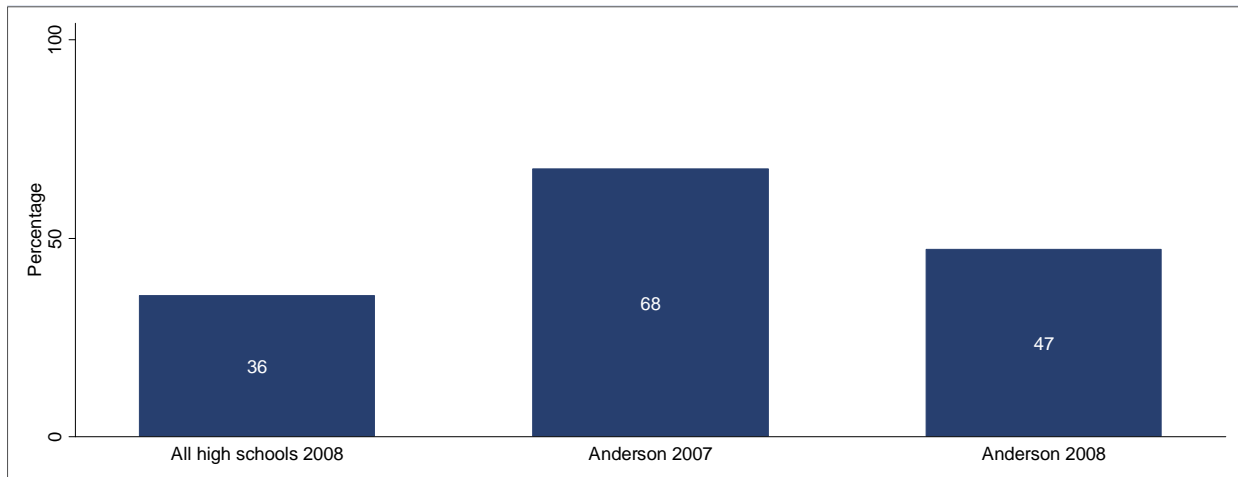




Q38: During this school year, have you attended any class while high, stoned, or drunk on any substance?



Q50: Within the past year, has your parent/guardian talked with you about the dangers of tobacco, alcohol, or drug use?



Note. This question was worded differently on the 2008 survey than it was on the 2007 survey. Specifically, the question asked: "Have you talked with at least one of your parents/guardians about the dangers of tobacco, alcohol, or drug use within the past year?"

**AUSTIN INDEPENDENT SCHOOL DISTRICT**

**SUPERINTENDENT OF SCHOOLS**

Pascal D. Forgione, Jr., Ph.D.

**OFFICE OF ACCOUNTABILITY**

Anne Ware, Ph.D.

**DEPARTMENT OF PROGRAM EVALUATION**

Holly Williams, Ph.D.

**AUTHOR**

Marshall Garland, M.A.

Cinda Christian, Ph.D.

Reetu Naik, M.A.



**BOARD OF TRUSTEES**

Mark Williams, President

Vincent Torres, M.S., Vice President

Lori Moya, Secretary

Cheryl Bradley

Annette LoVoi, M.A.

Christine Brister

Robert Schneider

Karen Dulaney Smith

Sam Guzman

Publication Number 07.87

February 2009