



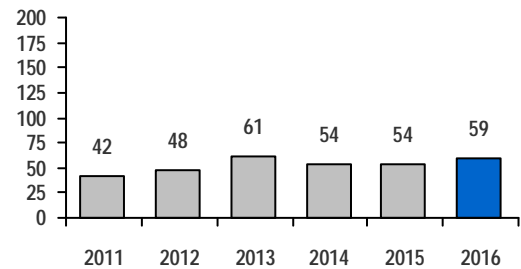
TELL AISD Teaching and Learning Conditions Survey: Results for 2011 through 2016

Baldwin Elementary School

The Teaching, Empowering, Leading and Learning (TELL) AISD Survey gathers information about school conditions from the educators working in schools. TELL obtains perceptions on a variety of issues related to student achievement and staff retention. In 2016, 5,309 AISD teachers (91%) and 3,092 other campus employees completed the survey.

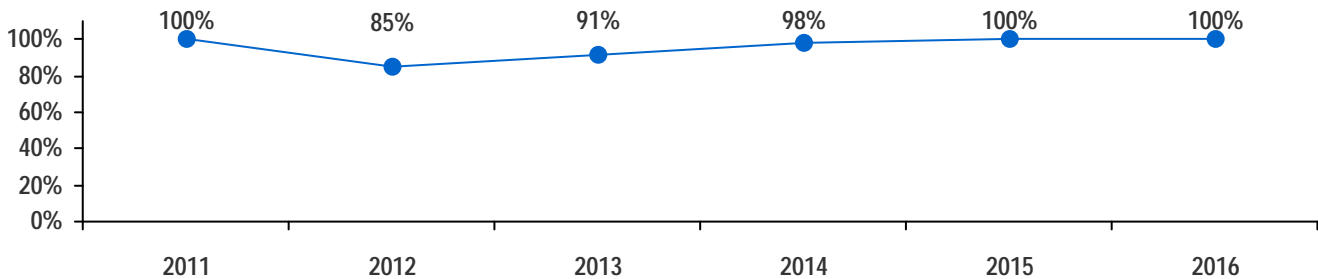
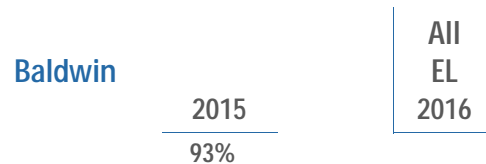
Survey Results

Baldwin
Survey Participants



General School Climate

- All campus staff are friendly to each other.+
- All campus staff exhibit pride in their affiliation with the school.+
- All campus staff are willing to go out of their way to help.+
- All campus staff accomplish their jobs with enthusiasm.+
- All campus staff are committed to their jobs.+



2011

76%

68%

77%

85%

85%

79%

71%

71%

61%

82%

73%

Achievement Press

	Baldwin						ALL EL
	2011	2012	2013	2014	2015	2016	2016
The school sets high standards for academic performance.	100%	85%	91%	96%	100%	100%	96%
Teachers in this school believe that their students have the ability to achieve academically.	100%	91%	98%	98%	100%	100%	96%
Parents exert pressure to maintain high standards.	97%	91%	95%	96%	96%	96%	70%
Academic achievement is recognized and acknowledged by the school.	92%	83%	86%	94%	94%	96%	94%
Parents press for school improvement.	91%	93%	98%	96%	89%	96%	75%
Students in this school can achieve the goals that have been set for them.	100%	98%	98%	98%	100%	100%	96%
Students respect others who get good grades.	100%	93%	100%	100%	100%	100%	93%
Students seek extra work so they can get good grades.	80%	73%	77%	85%	78%	75%	62%
Students try hard to improve on previous work.	97%	87%	90%	90%	87%	85%	83%
The learning environment is orderly and serious.+	100%	96%	98%	100%	100%	100%	92%

+Includes responses from teaching and non-teaching staff.

Data Use

	Baldwin	ALL EL
	2016	2016
How often does your department/team:		
Discuss your department/team's professional needs and goals.	65%	65%
Discuss assessment data for individual students.	71%	74%
Set learning goals for groups of students.	73%	76%
Group students across classes based on learning needs.	58%	67%
Provide support for new teachers.	73%	79%
Provide support for struggling teachers.	62%	76%
Share instructional strategies.	84%	84%

Managing Student Conduct

	Baldwin		ALL EL 2016
	2011	2012	2013
		98%	100%
		96%	96%
		85%	95%
		85%	98%
		93%	98%
		80%	89%
		93%	93%
		89%	82%

Instructional Practice and Support

ALL
EL
2016

	Baldwin			
	2011	2012	2013	2014
Teachers in this school use assessment data to inform their instruction.	100%	91%	87%	95%
Teachers work in professional learning communities to develop and align instructional practices.	94%	76%	75%	88%
Provided supports (i.e., instructional coaching, professional learning communities, etc.) translate to improvements in instructional practices by teachers.	97%	72%	74%	90%
Teachers are encouraged to try new things to improve instruction.	100%	97%	85%	100%
Teachers at my school are assigned classes that maximize their likelihood of success with students.	80%	70%	66%	81%
Teachers have autonomy to make decisions about instructional delivery (i.e., pacing, materials and pedagogy).	88%	73%	82%	93%

Community Support and Engagement

ALL
EL
2016

	Baldwin		
	2011	2012	2013
			95%
			90%
			95%
			89%
			98%
			95%
Parents/guardians support teachers, contributing to their success with students.	97%		95%
Community members support teachers, contributing to their success with students.	100%		95%
The community we serve is supportive of this school.	100%		100%

An appropriate amount of time is provided for professional development.	54%
Professional development offerings are data driven.	73%
Professional learning opportunities are aligned with the school's improvement plan.	87%
Professional development is differentiated to meet the needs of individual teachers.	63%
Professional development deepens teachers' content knowledge.	69%
Teachers are encouraged to reflect on their own practice.	88%
Follow up is provided from professional development in this school.	49%
Professional development provides ongoing opportunities for teachers to work with colleagues to refine teaching practices.	58%
Professional development is evaluated and results are communicated to teachers.	46%
Professional development enhances teachers' abilities to implement instructional strategies that meet diverse student learning needs.	78%
Professional development enhances teachers'	78%

Facilities and Resources

ALL
EL
2016

	Baldwin				
	2011	2012	2013	2014	2015
Teachers have sufficient access to appropriate instructional materials.	82%	66%	69%	95%	87%
Teachers have sufficient access to instructional technology, including computers, printers, software and Internet access.	94%	89%	81%	86%	96%
Teachers have sufficient access to office equipment and supplies such as copy machines, paper, pens,	85%	60%	71%	91%	87%
Teachers have sufficient training and support to fully utilize the available instructional technology.	61%	54%	64%	63%	83%
Teachers have sufficient access to a broad range of professional support personnel.	100%	65%	78%	82%	84%
The physical environment of classrooms in this school supports teaching and learning.+	100%	94%	99%	95%	100%
The school environment is clean and well maintained.+	100%	90%	100%	97%	100%
Teachers have adequate space to work productively.	97%	83%	86%	91%	93%
					68%