



## 2006-2007 AISD Parent Survey Results

### Campbell Elementary School

The following report contains the results of the 2006-2007 AISD Parent Survey for your campus and all AISD schools at your level. The first section of this report provides a comparison of the campus demographics and the demographics reported by parents who responded to the survey from your campus. The next section describes the percentages of

**How many parents responded to the survey in 2005-2006 and 2006-2007, and how does this compare to the number of students in the population each year?**

	Campus	District EL	District MS	District HS
	187			
	418			
	<i>44.7%</i>			
	195			
	401			
	<i>48.6%</i>			

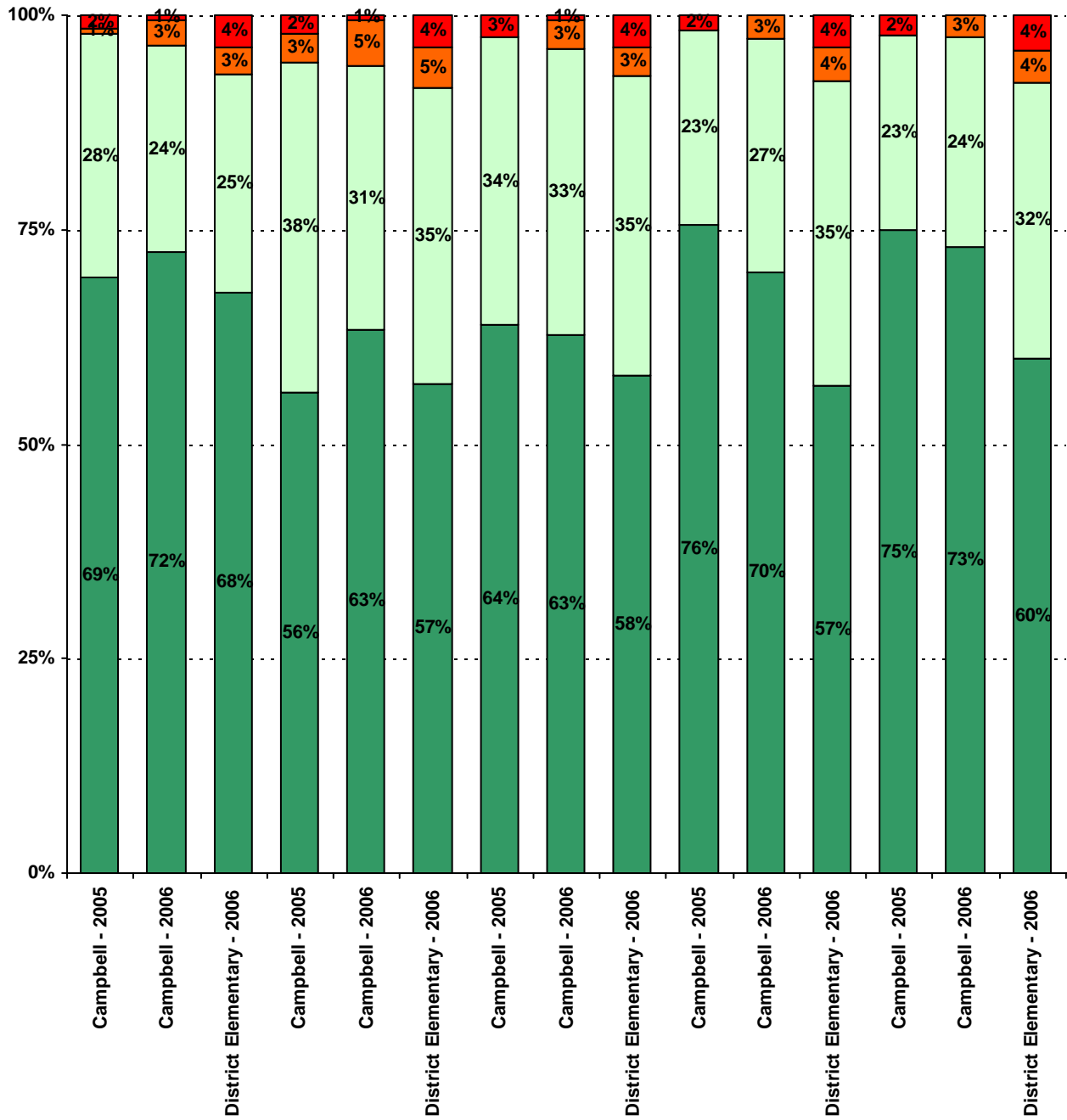
**What did parents report as their child's ethnicity, and how does this compare to the ethnic distribution of the student population?**

Ethnicity	% of Students, as Reported by Campus Parent Respondents	% of Students in Campus Population
Asian	58.0%	0.0%
Hispanic	0.0%	0.0%
Native American	40.9%	39.9%
White	0.6%	0.0%
	0.6%	0.5%

Grade	% of Students, as Reported by Campus Parent Respondents	% of Students in Campus Population
EC	N/A	
PK	8.2%	
K	18.6%	
1st	18.0%	
2nd		
3rd		

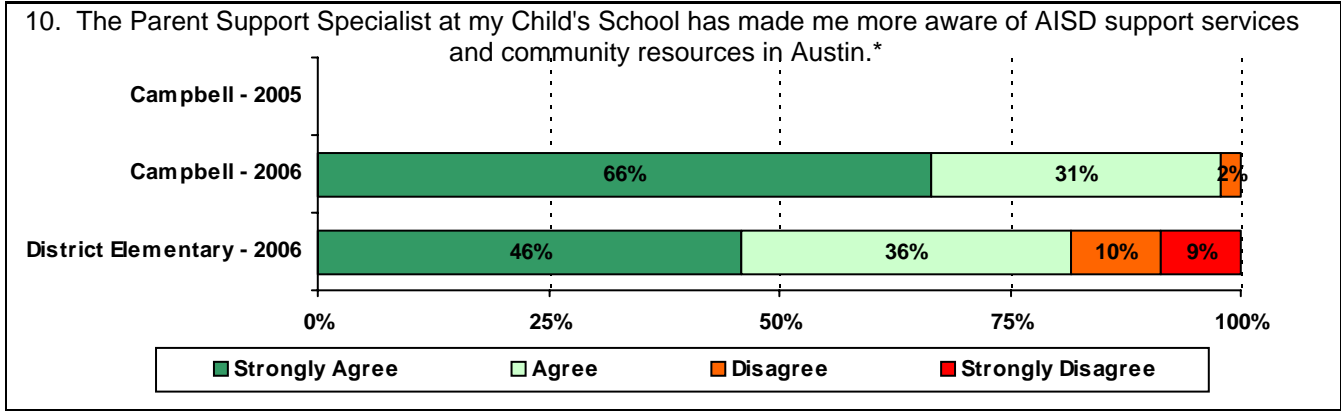
**USING THE RESULTS OF THE AISD PARENT SURVEY**

5. The following school staff treat me with courtesy and respect.

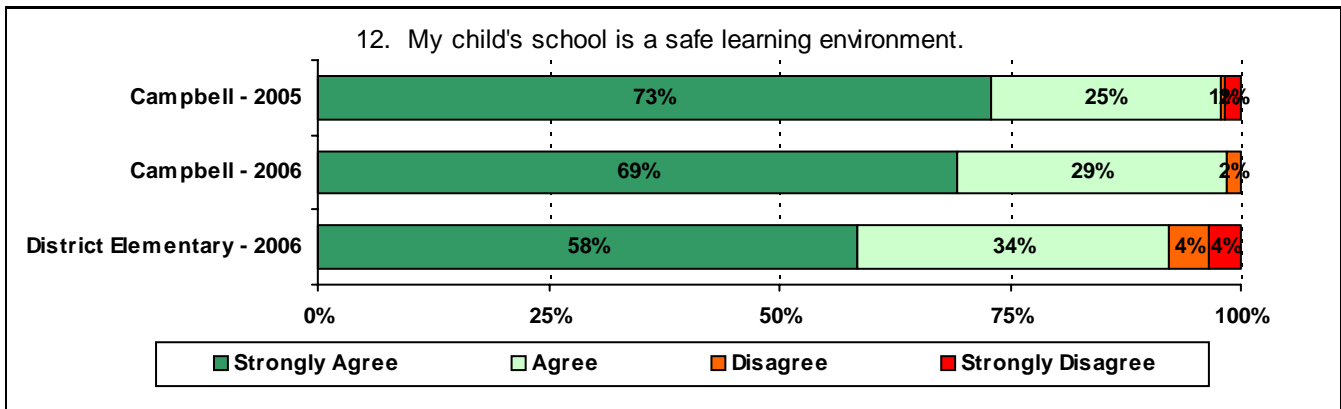
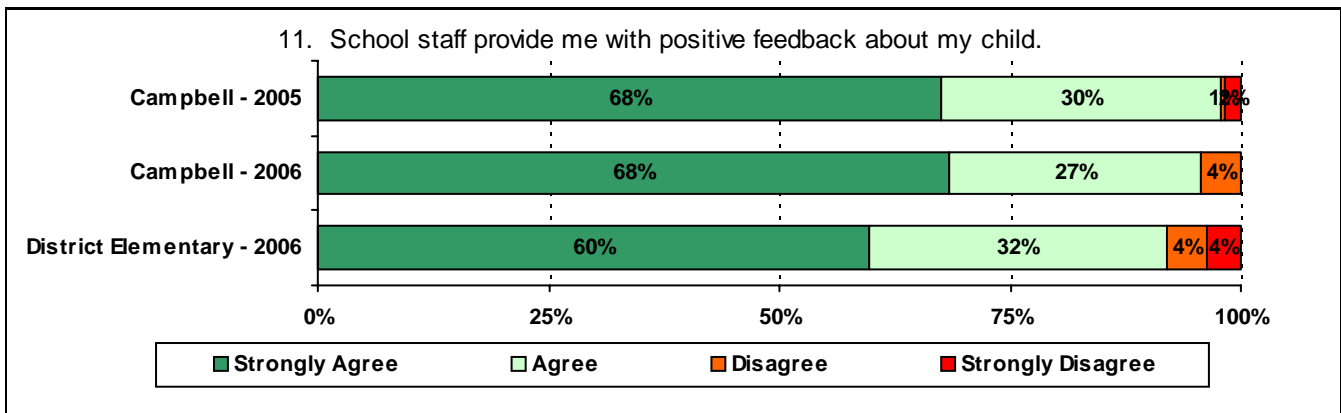








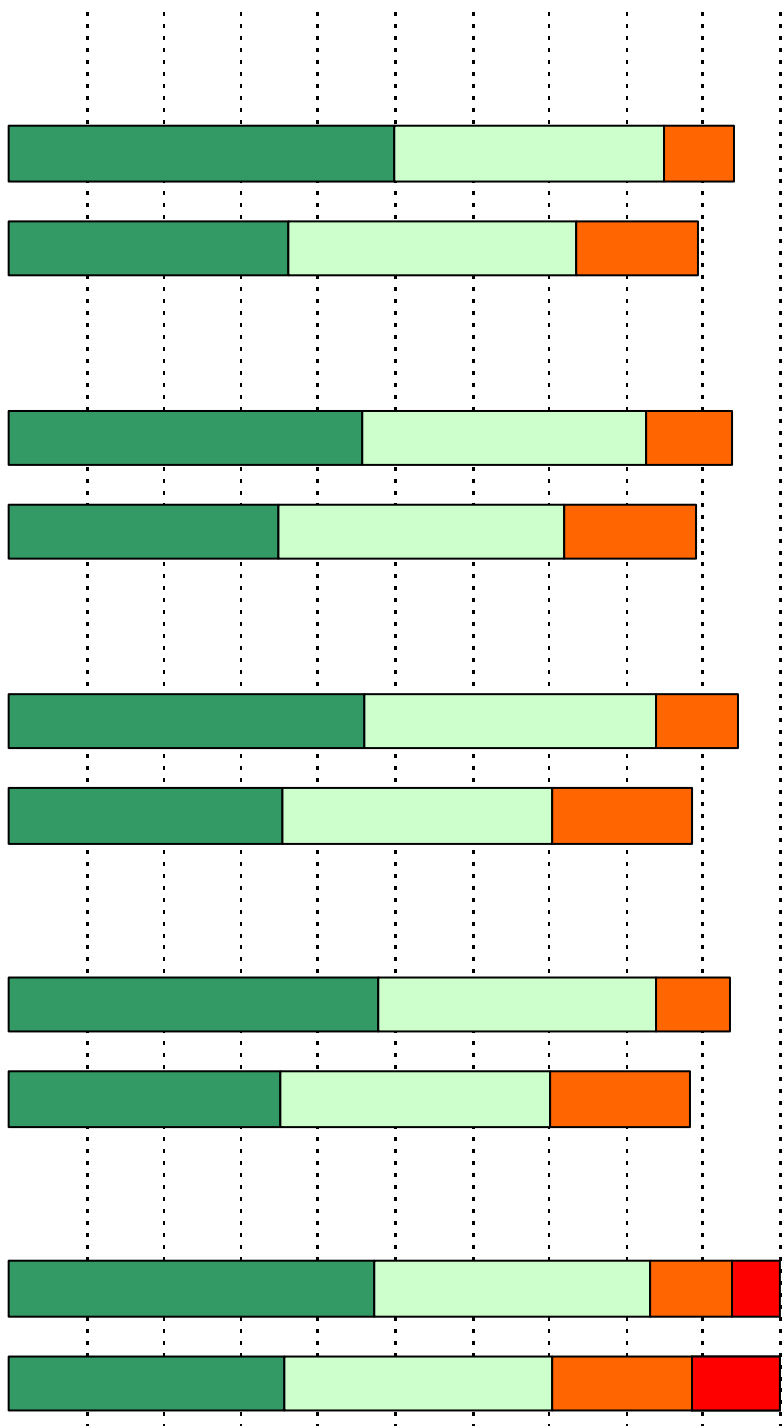
\* Item #10 was added to the survey in 2006

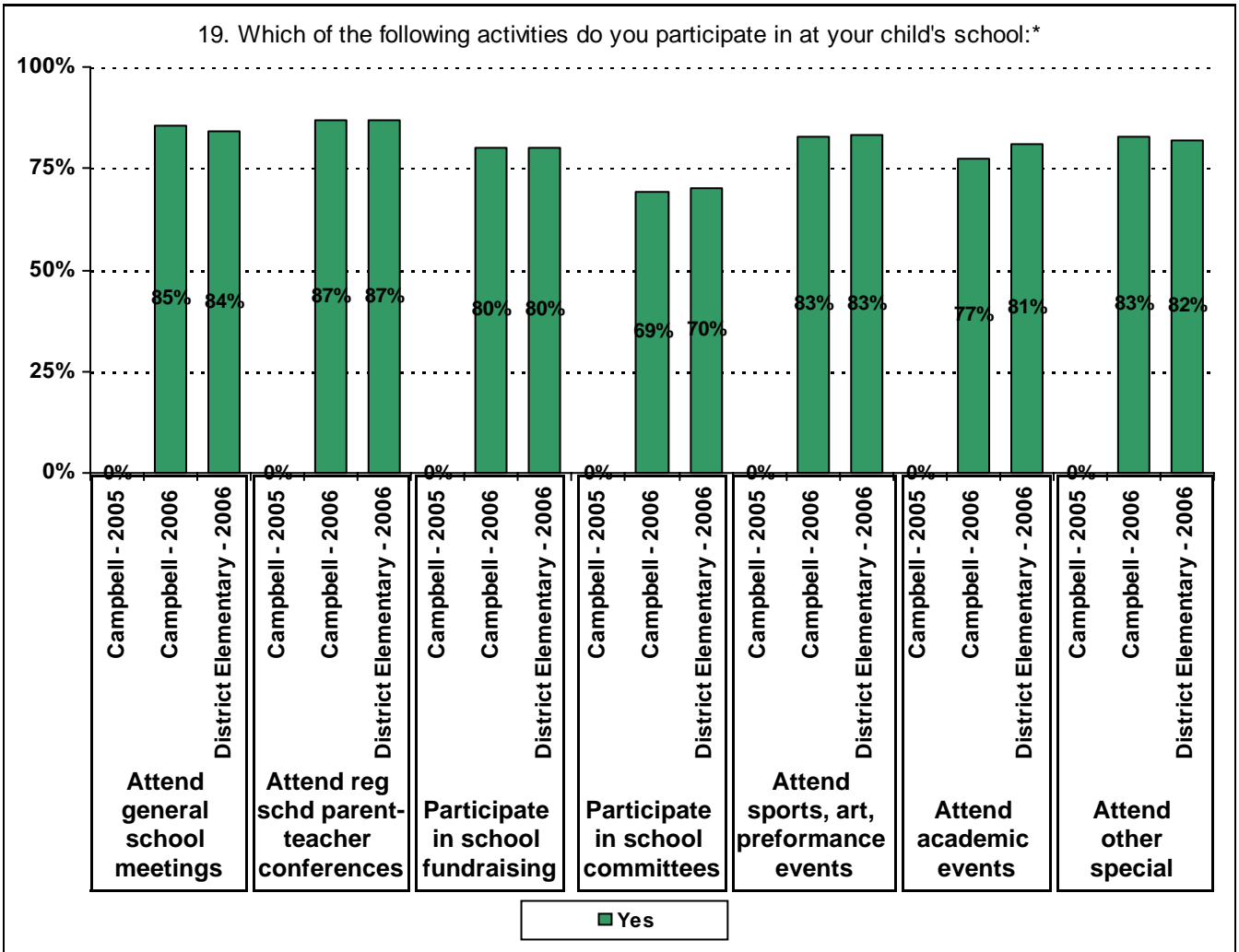
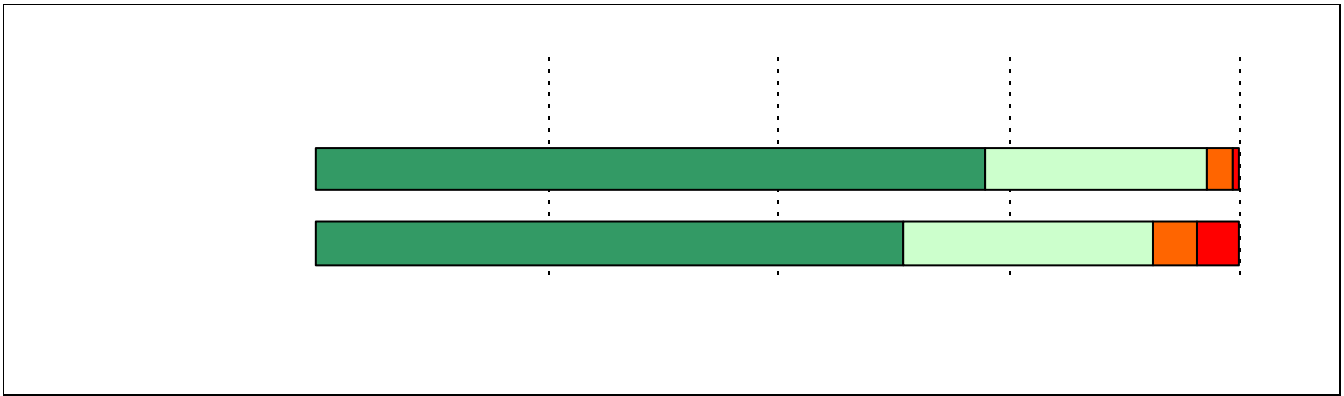


A rectangular box containing ten vertical dotted lines, likely a template for handwriting practice. The lines are evenly spaced and extend from the top to the bottom of the box.

**Required  
curriculum**







\* Item(s) #17, #18, #19 added to the survey in 2006

A rectangular box with a solid black border, containing four horizontal dashed lines. The lines are evenly spaced and extend across most of the width of the box, leaving small gaps at the left and right edges. This layout is typical for a primary school writing paper or a template for a simple document.

## Item Response Details

Number of Campbell Elementary School Parent Responses, by Response Option

		Strongly Agree	Agree	Disagree	Strongly Disagree	Don't Know/NA
<b>4.</b>	<b>n = 157</b>		2	155		
<b>5a.</b>	<b>n = 194</b>	140	47	5	0	2
<b>5b.</b>	<b>n = 191</b>	128	50	5	0	8
<b>5c.</b>	<b>n = 192</b>	94	50	5	1	42
<b>5d.</b>	<b>n = 193</b>	117	57	10	1	8
<b>5e.</b>	<b>n = 194</b>	139	46	6	1	2
<b>6a.</b>	<b>n = 192</b>	125	53	7	0	7
<b>6b.</b>	<b>n = 193</b>	110	60	7	1	15
<b>6c.</b>	<b>n = 192</b>	84	50	11	0	47
<b>6d.</b>	<b>n = 193</b>	98	57	12	6	20
<b>6e.</b>	<b>n = 193</b>	135	49	6	1	2
<b>7a.</b>	<b>n = 191</b>	130	50	8	0	3
<b>7b.</b>	<b>n = 192</b>	116	54	8	1	13
<b>7c.</b>	<b>n = 191</b>	80	54	10	0	47
<b>7d.</b>	<b>n = 189</b>	83	65	11	6	24
<b>7e.</b>	<b>n = 193</b>	136	46	9	0	2
<b>8a.</b>	<b>n = 189</b>	126	45	5	0	13
<b>8b.</b>	<b>n = 186</b>	108	56	4	0	18
<b>8c.</b>	<b>n = 188</b>	77	51	10	0	50
<b>8d.</b>	<b>n = 189</b>	83	51	13	3	39
<b>8e.</b>	<b>n = 190</b>	127	50	6	0	7
<b>9a.</b>	<b>n = 190</b>	144	38	4	0	4
<b>9b.</b>	<b>n = 191</b>	131	44	3	0	13
<b>9c.</b>	<b>n = 189</b>	101	37	5	0	46
<b>9d.</b>	<b>n = 190</b>	113	49	7	3	18
<b>9e.</b>	<b>n = 193</b>	139	47	3	0	4
<b>9f.</b>	<b>n = 189</b>	135	40	8	0	6
<b>10.</b>	<b>n = 193</b>	119	56	4	0	14
<b>11.</b>	<b>n = 192</b>	128	51	8	0	5
<b>12.</b>	<b>n = 193</b>	131	55	3	0	4

<b>13a.</b>	<b>n = 194</b>	135	45	4	1	9
<b>13b.</b>	<b>n = 187</b>					
<b>13c.</b>	<b>n = 188</b>					
<b>14a.</b>	<b>n = 193</b>	129	49	3	1	11
<b>14b.</b>	<b>n = 194</b>					
<b>15a.</b>	<b>n = 193</b>	143	44	3	0	3
		116	56	7	0	13.2(1)-4850.6(1)-5.4(1)TJ0.273149 r