



## 2004-2005 AISD Parent Survey Results

### Doss Elementary School

The following report contains the results of the 2004-2005 AISD Parent Survey for your campus and all AISD schools at your level. The first section of this report provides a comparison of the campus demographics and the demographics reported by parents who responded to the survey from your campus. The next section describes the percentage of parents selecting specific responses for each survey item, and the final section indicates the actual number of parents who selected each response option. Campus survey results should be examined for areas of strength and opportunities for improvement. Results for all AISD schools at your level are presented to provide a reference for comparison.

#### How many parents responded to the survey in 2003-2004 and 2004-2005, and how does this compare to the number of students in the population each year?

	Campus	District EL	District MS	District HS
<b># of Parents Responding in 2003-2004</b>		16,070	2,721	
<b># of Students in 2003-2004</b>		42,594	15,819	
<i>Ratio of Parent Respondents to Students, 2003-04</i>		<i>37.7 %</i>	<i>17.2 %</i>	
<b># of Parents Responding in 2004-2005</b>		12,137	2,007ed above as a percentage for ea	
<b># of Students in 2004-2005</b>		43,566	however, it is the number of parents who responded per 100 students enrolled.	
<i>Ratio of Parent Respondents to Students in 2004-05</i>		<i>27.9 %</i>		

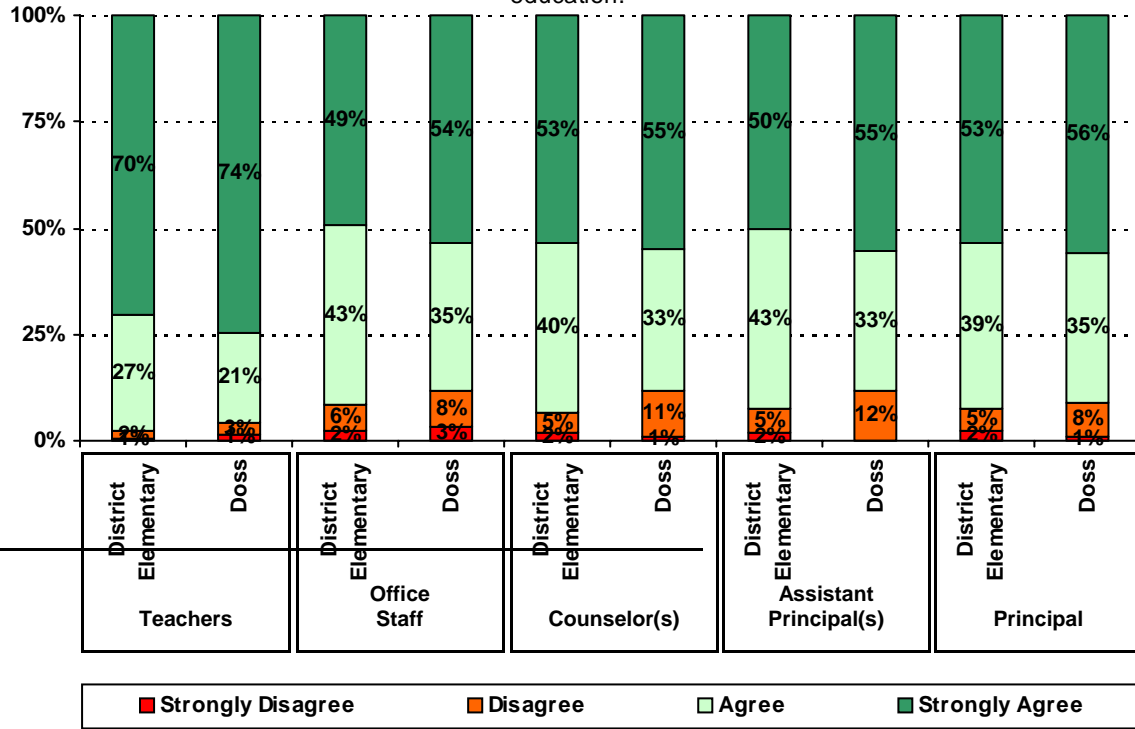
#### What did parents report as their child's ethnicity, and how does this compare to the ethnic distribution of the student population?

Ethnicity	% of Students, as Reported by Parent Respondents	% of Students in Campus Population
<b>African American</b>	0.7%	1.8%
<b>Asian</b>	13.4%	14.5%
<b>Hispanic</b>	8.1%	13.2%
<b>Native American</b>	0.0%	0.3%
<b>White</b>	77.9%	70.2%

<b>Grade</b>	<b>% of Students, as Reported by Parent Respondents</b>	<b>% of Students in Campus Population</b>
<b>EC</b>		



5. The following school staff have helped me to become more involved in my child's education.



.....

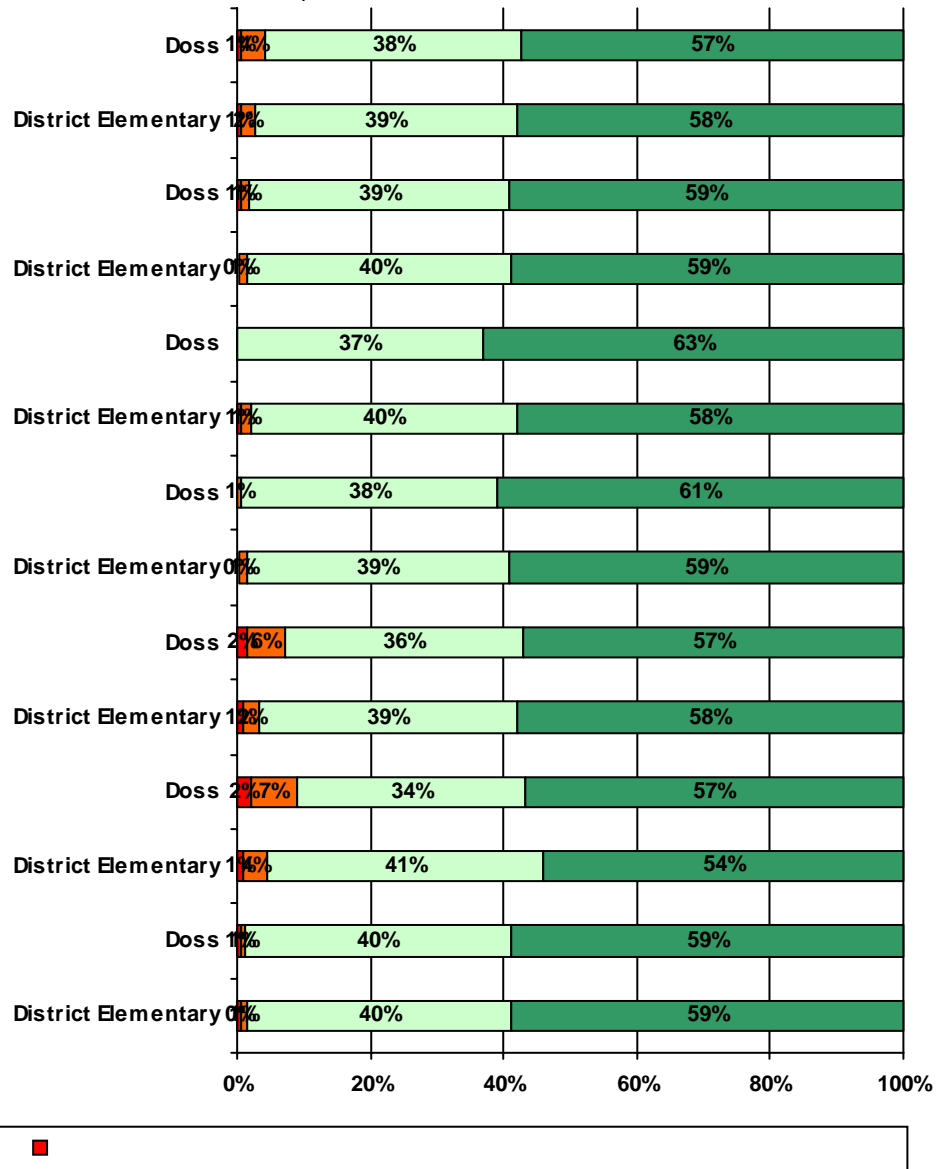
.....

.....

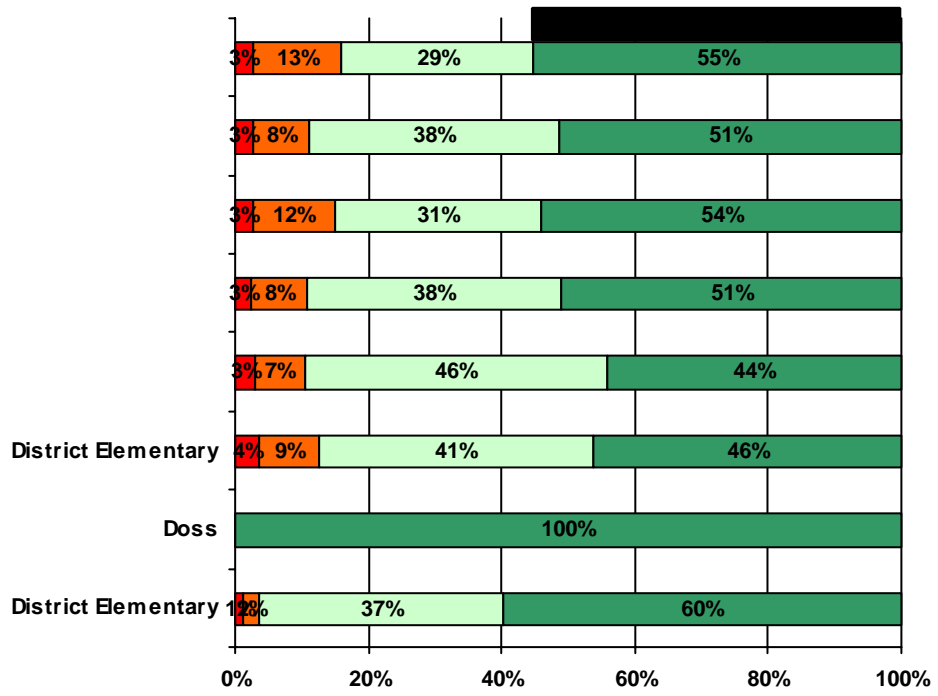
A rectangular box containing four horizontal dotted lines, serving as a template for handwriting practice.




11. School staff provided me with information about the following school and district policies:



12. School staff provided me with information about the following programs :







## Item Response Details

Number of Doss Elementary School Parent Responses, by Response Option

		Strongly Agree	Agree	Disagree	Strongly Disagree	Does Not Apply	Don't Know
<b>3a.</b>	<b>n = 157</b>	91	48	4	1	1	12
<b>3b.</b>	<b>n = 156</b>	83	54	4	1	1	13
<b>3c.</b>	<b>n = 156</b>	74	43	4	1	9	25
<b>3d.</b>	<b>n = 152</b>	84	49	5	1	4	9
<b>3e.</b>	<b>n = 158</b>	121	34	2	1	0	0
<b>4a.</b>	<b>n = 154</b>	83	47	7	0	5	12
<b>4b.</b>	<b>n = 152</b>	66	43	4	0	10	29
<b>4c.</b>	<b>n = 152</b>	66	42	3	3	13	25
<b>4d.</b>	<b>n = 150</b>	70	47	3	0	12	18
<b>4e.</b>	<b>n = 156</b>	113	37	1	0	1	4
<b>5a.</b>	<b>n = 149</b>	68	43	10	1	12	15
<b>5b.</b>	<b>n = 147</b>	56	33	12	0	21	25
<b>5c.</b>	<b>n = 150</b>	56	34	11	1	27	21
<b>5d.</b>	<b>n = 147</b>	51	33	8	3	33	19
<b>5e.</b>	<b>n = 150</b>	102	29	4	2	8	5
<b>6a.</b>	<b>n = 147</b>	68	41	7	2	9	20
<b>6b.</b>	<b>n = 147</b>	55	30	2	0	23	37
<b>6c.</b>	<b>n = 147</b>	55	30	4	1	29	28
<b>6d.</b>	<b>n = 146</b>	43	23	2	2	40	36
<b>6e.</b>	<b>n = 150</b>	95	29	1	2	10	13
<b>7a.</b>	<b>n = 152</b>	103	33	0	0	1	15
<b>7b.</b>	<b>n = 153</b>	95	36	1	0	3	18
<b>7c.</b>	<b>n = 154</b>	94	32	1	1	5	21
<b>7d.</b>	<b>n = 152</b>	90	34	1	0	3	24
<b>7e.</b>	<b>n = 154</b>	114	29	1	1	1	8
<b>*8.</b>	<b>n = 153</b>	22	49	26	10	9	31
<b>9.</b>	<b>n = 156</b>	104	45	5	2	0	0

<b>11a.</b>	<b>n = 153</b>	81	54	5	1	8	4
		91	60	2	1	0	1

\*This item included an additional response option, 'I am not aware of AISD's academic benchmark testing.' An additional 6 parents selected this option.