

Publication Number 07.87  
February 2009

Marshall W. Garland, M.A.  
Cinda Christian, Ph.D.  
Reetu Naik, M.A.

## **RESULTS OF THE 2008 STUDENT SUBSTANCE USE AND SAFETY SURVEY JOHNSTON HIGH SCHOOL**

### **Description of Survey**

The federal Title IV Safe and Drug Free Schools and Communities grant requires annual needs assessment and evaluation of substance use and safety issues. Consequently, each year, a self-report student survey of substance use and school safety is administered to a random, representative sample of AISD students. The survey is used to track student knowledge, attitudes, and self-reported behavior over time. In the Spring of 2008 a sample of 8,436 students in grades 6-12 submitted valid responses to the district's annual survey of substance use and safety issues, yielding a response rate of 73%.<sup>2</sup> Selected item results are attached. These results should be shared with your Positive Behavior Support (PBS) team, the Campus Advisory Council, and others involved in campus safety planning efforts for your school.

### **How should sample data be interpreted?**

When it is not feasible to survey an entire population, samples are used instead. However, when a sample is used to make inferences about a population the results must be interpreted with caution. For example, although 87% of a sample may select a particular survey response, this does not necessarily mean 87% of the entire population feels the same way. To interpret the sample data cautiously, we have used the following information to construct an interval that describes the range within which the result for your campus population is likely to fall:

Population size: In this case, the number of students at your campus.

Sample size: In this case, the number of survey respondents from your campus.

Desired level of confidence: In this case, 95%.

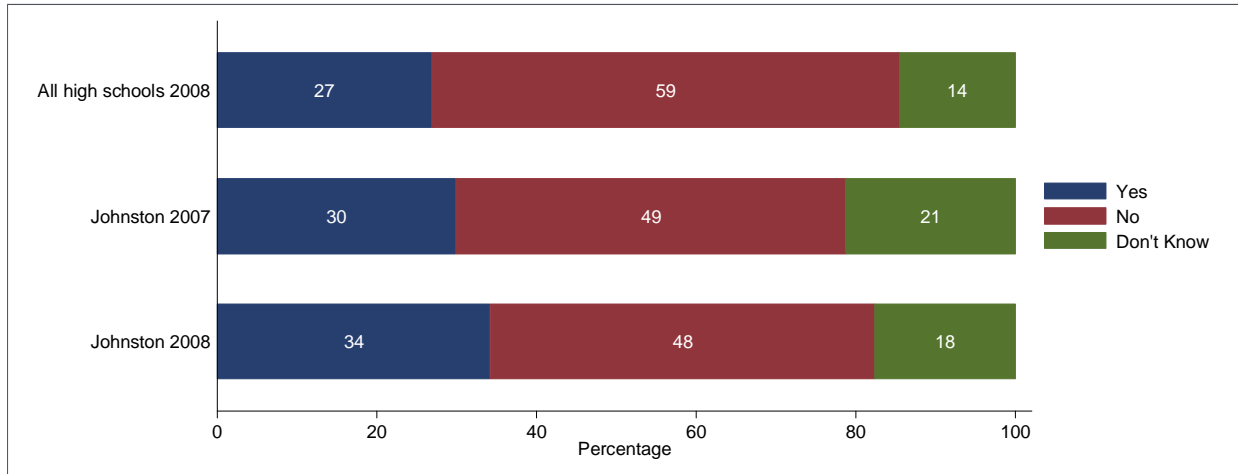
The 95% confidence interval is comm

## RESPONDENT DEMOGRAPHICS AND ITEMS THAT ADDRESS BOTH SUBSTANCE USE AND SAFETY

### Demographics

	Gender		Grade				Total
	Male	Female	9th	10th	11th	12th	
<b>Johnston 2007</b>	164 45%	199 55%	155 43%	127 35%	40 11%	34 9%	364
<b>Johnston 2008</b>	102 44%	128 56%	81 36%	77 34%	31 14%	39 17%	235
<b>All high schools 2008</b>	1,568 47%	1,744 53%	1,008 30%	853 26%	746 22%	714 22%	3,341

Q47: Do one or both of your parents usually attend school sponsored open houses, PTA meetings or other school events?



Q51: Of the following, which do you consider to be the most serious problem on your campus?

	Johnston 2008	Percentage point change from 2007	All high schools 2008
<b>Marijuana use</b>	28%	-4	29%
<b>Alcohol use</b>	1%	-2	8%
<b>Student fighting and physical aggression</b>	20%	1	12%
<b>Student harassment, threats, and intimidation</b>	5%	1	7%
<b>Student vandalism, criminal mischief</b>	7%	0	4%
<b>Prescription drug use</b>	4%	1	4%
<b>Tobacco use</b>	1%	-3	3%
<b>Violence or threats toward staff</b>	1%	-3	1%

**Q48: During this school year, have you brought any of the following items to school?**

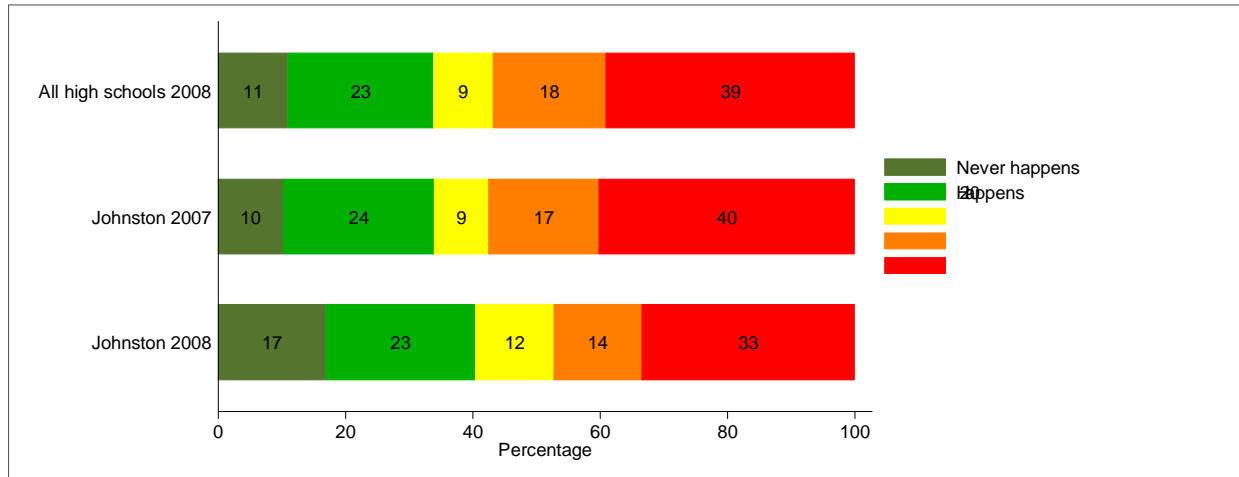
	<b>Johnston 2008</b>	<b>Percentage point change from 2007</b>	<b>All high schools 2008</b>
<b>Illegal drugs</b>	10%	5	10%
<b>Tobacco</b>	8%	-2	10%
<b>Alcohol</b>	3%	2	5%
<b>Prescription drugs</b>	3%	7	6%
<b>Knives</b>	6%	2	8%
<b>Gun</b>	3%	2	2%
<b>Other weapons</b>	6%	5	4%
<b>None of the above</b>	83%	2	77%

Note. Percentages may sum to more than 100% because respondents were allowed to choose multiple items. Differences between years should be interpreted with caution due to changes in the structure of the question between 2006-2007 and 2007-2008



*Austin ISD Student Substance Use and Safety Survey Result*

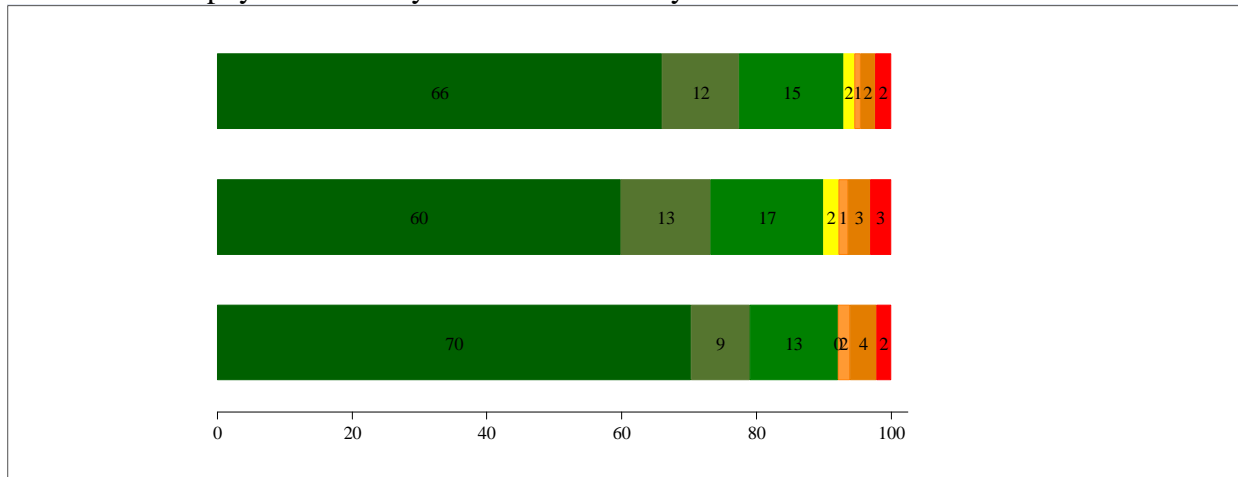
Q20: How often does your teacher have to interrupt class to deal with student misbehavior?





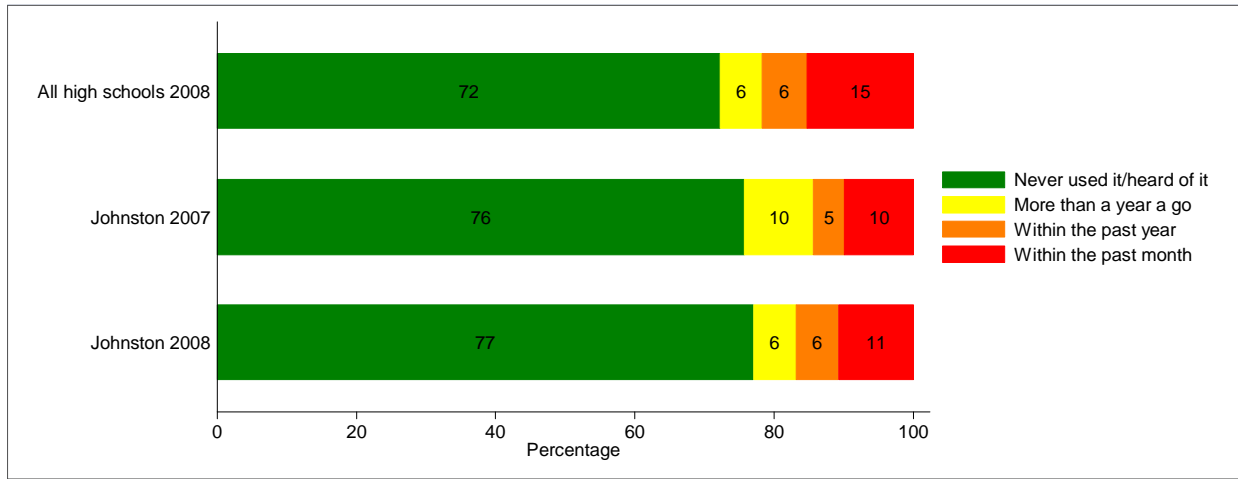


Q9: During this school year, how often have you or your close friends been physically harmed or threatened with physical harm by another student at your school?

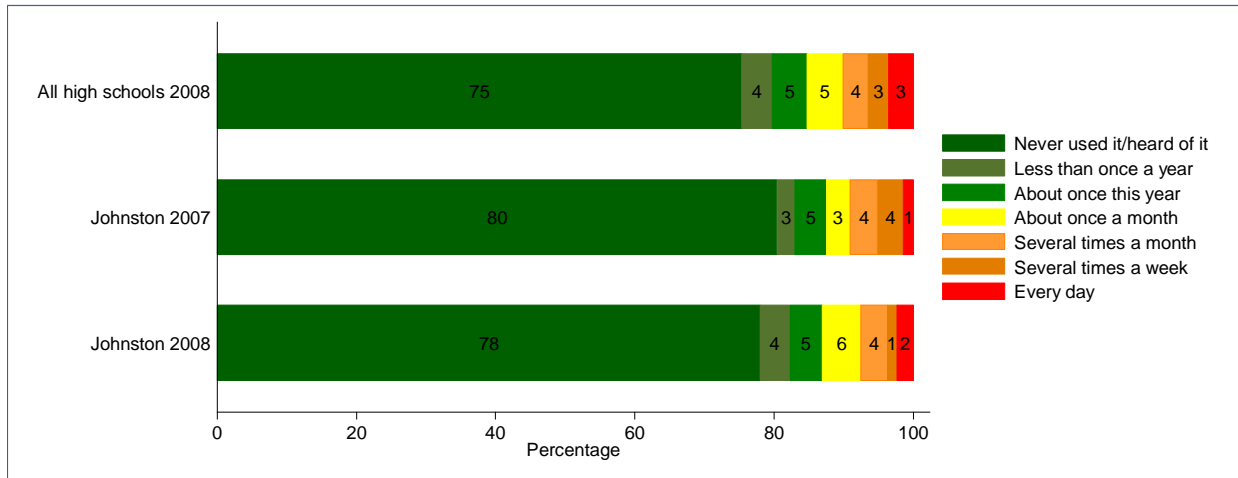


### SUBSTANCE USE ITEMS

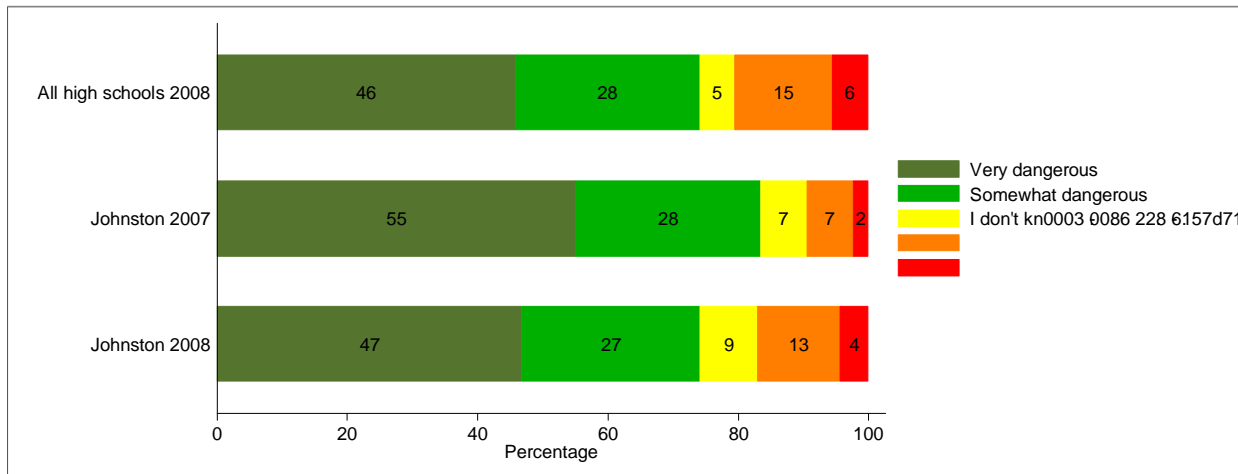
Q24: What is the most recent you have used Tobacco (e.g., cigarettes, cigars, chew, etc)?




Q39: During this year, how often did you use Tobacco (e.g., cigarettes, cigars, chew, etc)?



Q52: How dangerous is it for kids your age to use Tobacco (e.g., cigarettes, cigars, chew, etc)?



Q25: What is the most recent you have used Alcohol (e.g., beer, wine, liquor, etc.)?

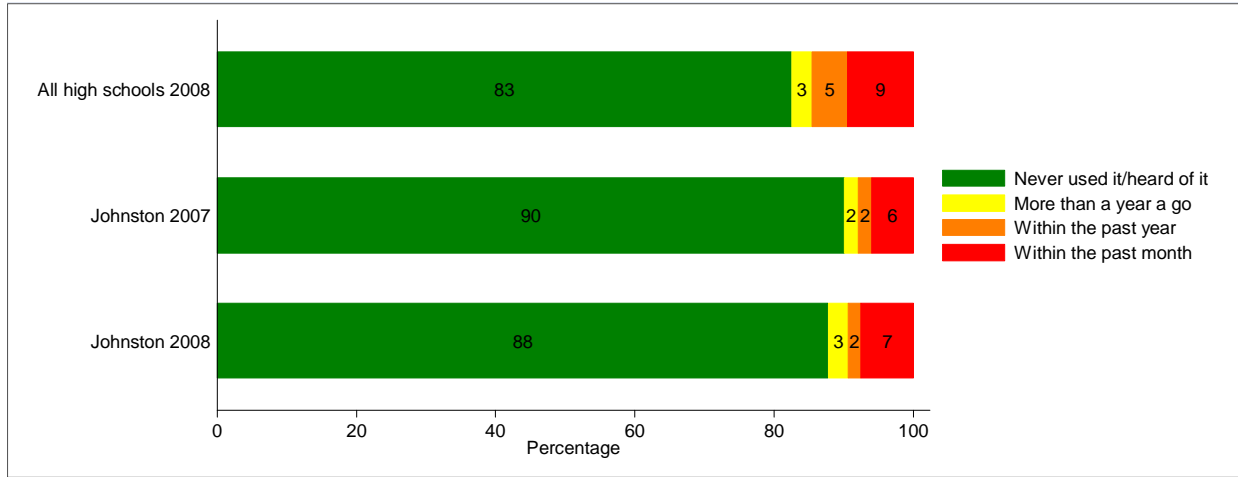


Q26: What is the most recent you have used Mari

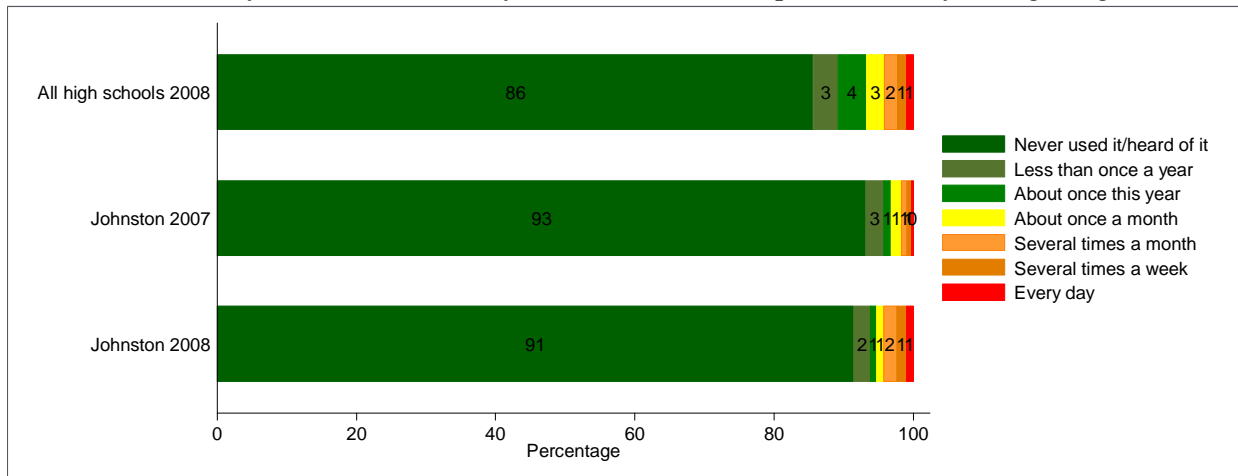




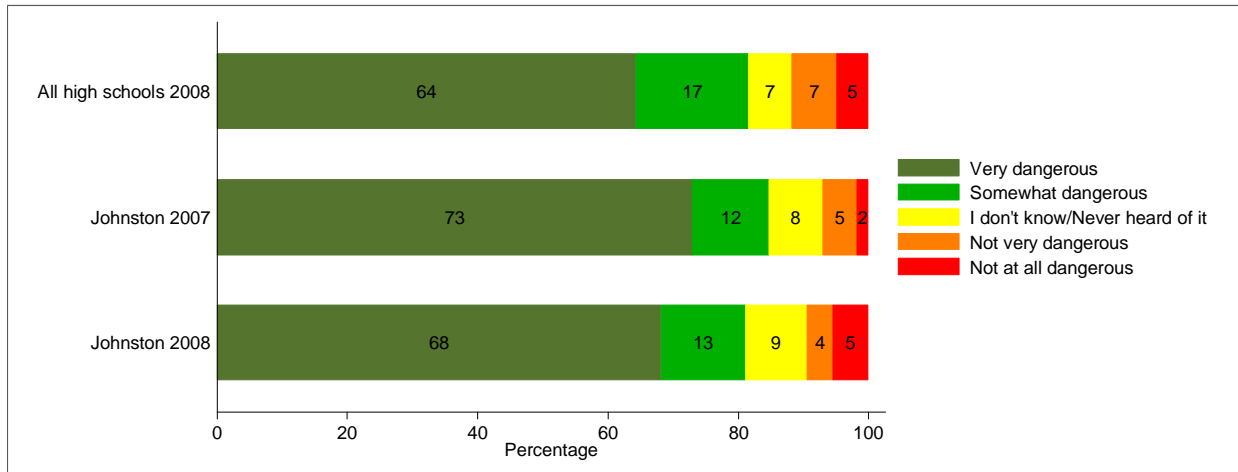
Q29: What is the most recent you have used Prescription Drugs (e.g., Codeine cough syrup, purple drank, Adderall/addy, Xanax/bars, or OxyContin) that was not prescribed to you to get high?



Q44: During this year, how often did you use Prescription Drugs (e.g., Codeine cough syrup, purple drank, Adderall/addy, Xanax/bars, or OxyContin) that was not prescribed to you to get high?




Q57: How dangerous is it for kids your age to use Prescription Drugs (e.g., Codeine cough syrup, purple drank, Adderall/addy, Xanax/bars, or OxyContin) that was not prescribed to you to get high?



*Austin ISD Student Substance Use and Safety Survey Result*



Q38: During this school year, have you attended any class while high, stoned, or drunk on any substance?



**AUSTIN INDEPENDENT SCHOOL DISTRICT**

**SUPERINTENDENT OF SCHOOLS**

Pascal D. Forgione, Jr., Ph.D.

**OFFICE OF ACCOUNTABILITY**

Anne Ware, Ph.D.

**DEPARTMENT OF PROGRAM EVALUATION**

Holly Williams, Ph.D.

**AUTHOR**

Marshall Garland, M.A.

Cinda Christian, Ph.D.

Reetu Naik, M.A.



**BOARD OF TRUSTEES**

Mark Williams, President

Vincent Torres, M.S., Vice President

Lori Moya, Secretary

Cheryl Bradley

Annette LoVoi, M.A.

Christine Brister

Robert Schneider

Karen Dulaney Smith

Sam Guzman

Publication Number 07.87

February 2009