

## 2004-2005 AISD Parent Survey Results

The following report contains the results of the 2004-2005 AISD Parent Survey for your campus


**How many parents responded to the survey in 2003-2004 and 2004-2005, and how does this compare to the number of students in the population each year?**

	Campus	District EL	District MS	District HS
<b># of Parents Responding in 2003-2004</b>	191	16,070	2,721	1,640
<b># of Students in 2003-2004</b>	716	42,594	15,819	19,847
<b><i>Ratio of Parent Respondents to Students, 2003-04</i></b>	<b><i>26.7%</i></b>	<b><i>37.7 %</i></b>	<b><i>17.2 %</i></b>	<b><i>8.3 %</i></b>
<b># of Parents Responding in 2004-2005</b>	230	12,137	2,007	2,700
<b># of Students in 2004-2005</b>	779	43,566	15,705	19,976
<b><i>Ratio of Parent Respondents to Students in 2004-05</i></b>	<b><i>29.5%</i></b>	<b><i>27.9 %</i></b>	<b><i>12.8 %</i></b>	<b><i>13.5 %</i></b>

Note: The ratio of parent respondents to students is listed above as a percentage for ease of interpretation; however, it is the number of parents who responded per 100 students enrolled.

**% of Students, as  
Reported by Parent  
Respondents**

**% of Students in**

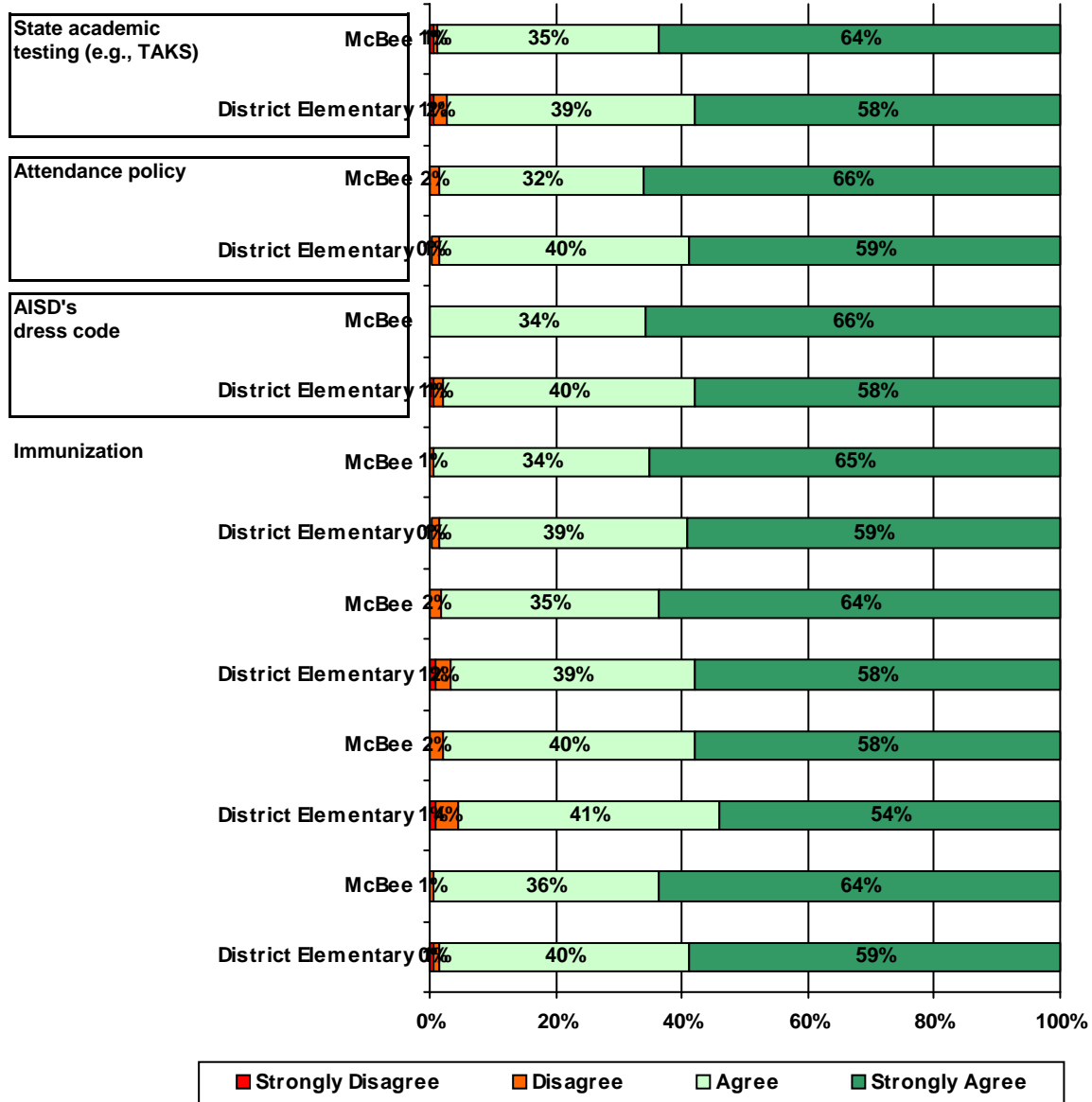




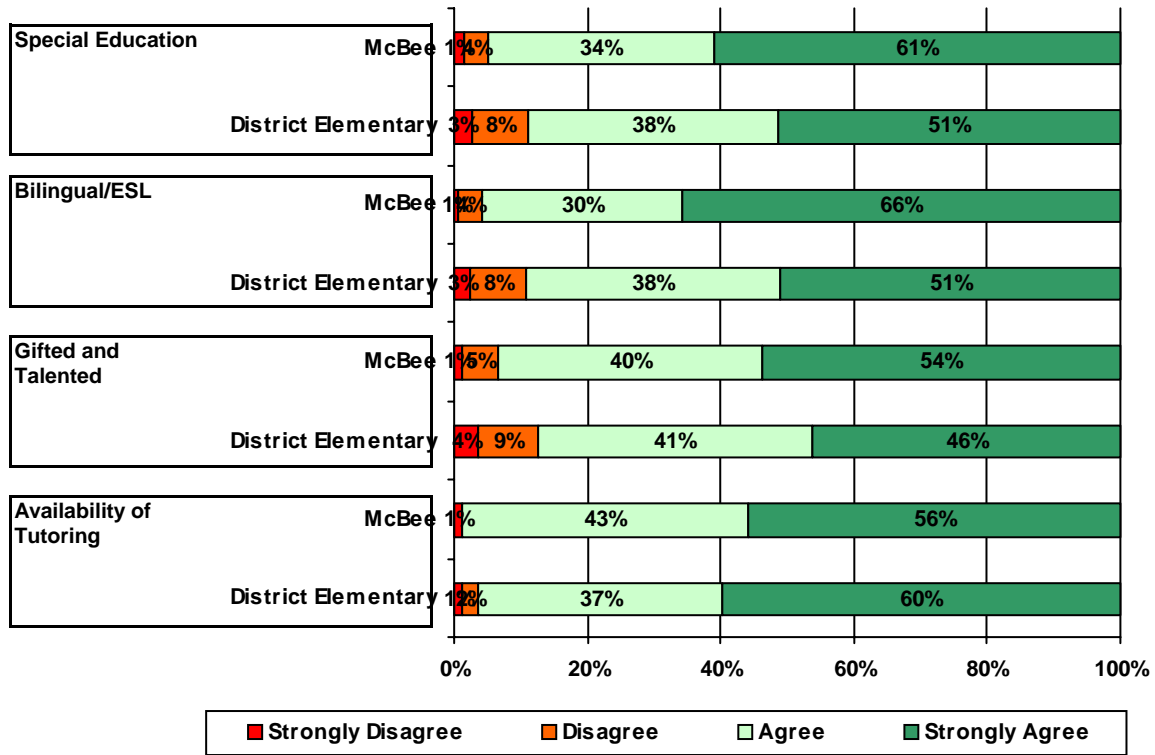
—

A rectangular box with a solid black border. Inside the box, there are four horizontal dotted lines, evenly spaced, intended for writing text.

11. School staff provided me with information about the following school and district policies:



12. School staff provided me with information about the following programs:









Number of McBee Elementary School Parent Responses, by Response Option (Continued)

		<b>Strongly Agree</b>	<b>Agree</b>	<b>Disagree</b>	<b>Strongly Disagree</b>	<b>Does Not Apply</b>	<b>Don't Know</b>
<b>11a.</b>	<b>n = 199</b>	109	60	1	1	10	18
<b>11b.</b>	<b>n = 200</b>	121	59	3	0	5	12
<b>11c.</b>	<b>n = 204</b>	121	63	0	0	7	13
<b>11d.</b>	<b>n = 203</b>	121	64	1	0	6	11
<b>11e.</b>	<b>n = 195</b>	101	55	3	0	13	23
<b>11f.</b>	<b>n = 185</b>	87	60	3	0	7	28
<b>11g.</b>	<b>n = 202</b>	118	66	1	0	5	12
<b>12a.</b>	<b>n = 192</b>	83	46	5	2	19	37
<b>12b.</b>	<b>n = 204</b>	107	49	6	1	15	26
<b>12c.</b>	<b>n = 197</b>	81	60	8	2	9	37
<b>12d.</b>	<b>n = 192</b>	43	33	0	1	1	22
<b>13a.</b>	<b>n = 211</b>	134	55	3	1	5	13
<b>13b.</b>	<b>n = 202</b>	123	55	3	2	6	13
<b>13c.</b>	<b>n = 199</b>	108	51	3	1	17	19
<b>13d.</b>	<b>n = 201</b>	110	51	2	1	18	19
<b>13e.</b>	<b>n = 207</b>	138	51	1	1	6	10

\*This item included an additional response option, 'I am not aware of AISD's academic benchmark testing.' An additional 29 parents selected this option.