



2006-2007 AISD Parent Survey Results

Ortega Elementary School

The following report contains the results of the 2006-2007 AISD Parent Survey for your campus and all AISD schools at your level. The first section of this report provides a comparison of the campus demographics and the demographics reported by parents who responded to the survey from your campus. The next section describes the percentages of parents selecting specific responses for each survey item, and the final section indicates the actual number of parents who selected each response option. Campus survey results should be examined for areas of strength and opportunities for improvement. Results for all AISD schools

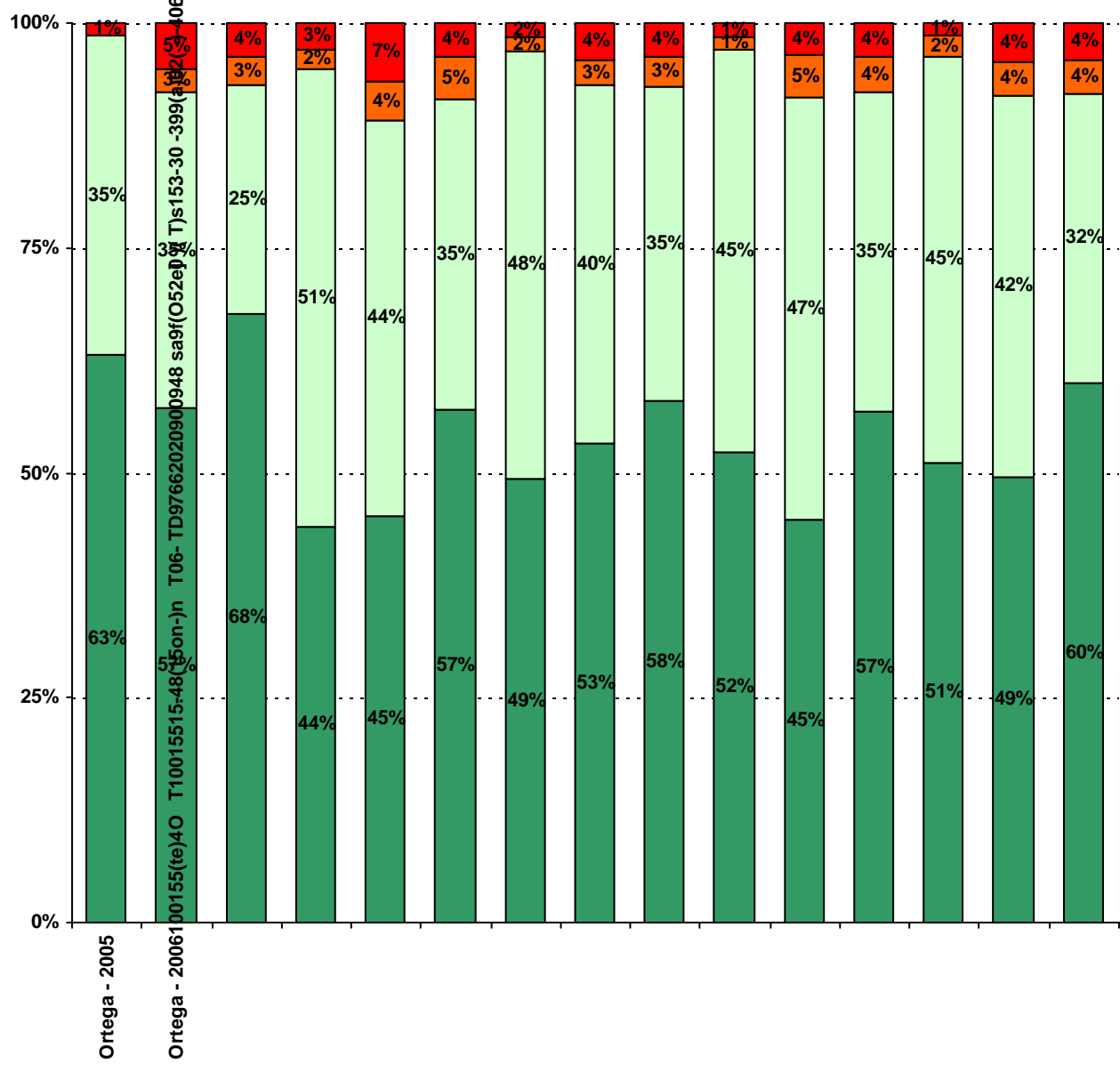
How many parents responded to the survey in 2005-2006 and 2006-2007, and how does this compare to the number of students in the population each year?


| | Campus | District EL | District MS | District HS |
|--|--------------|----------------|----------------|----------------|
| | 157 | | | |
| | 284 | | | |
| | 55.3% | | | |
| | 211 | | | |
| | 278 | | | |
| | 75.9% | | | |

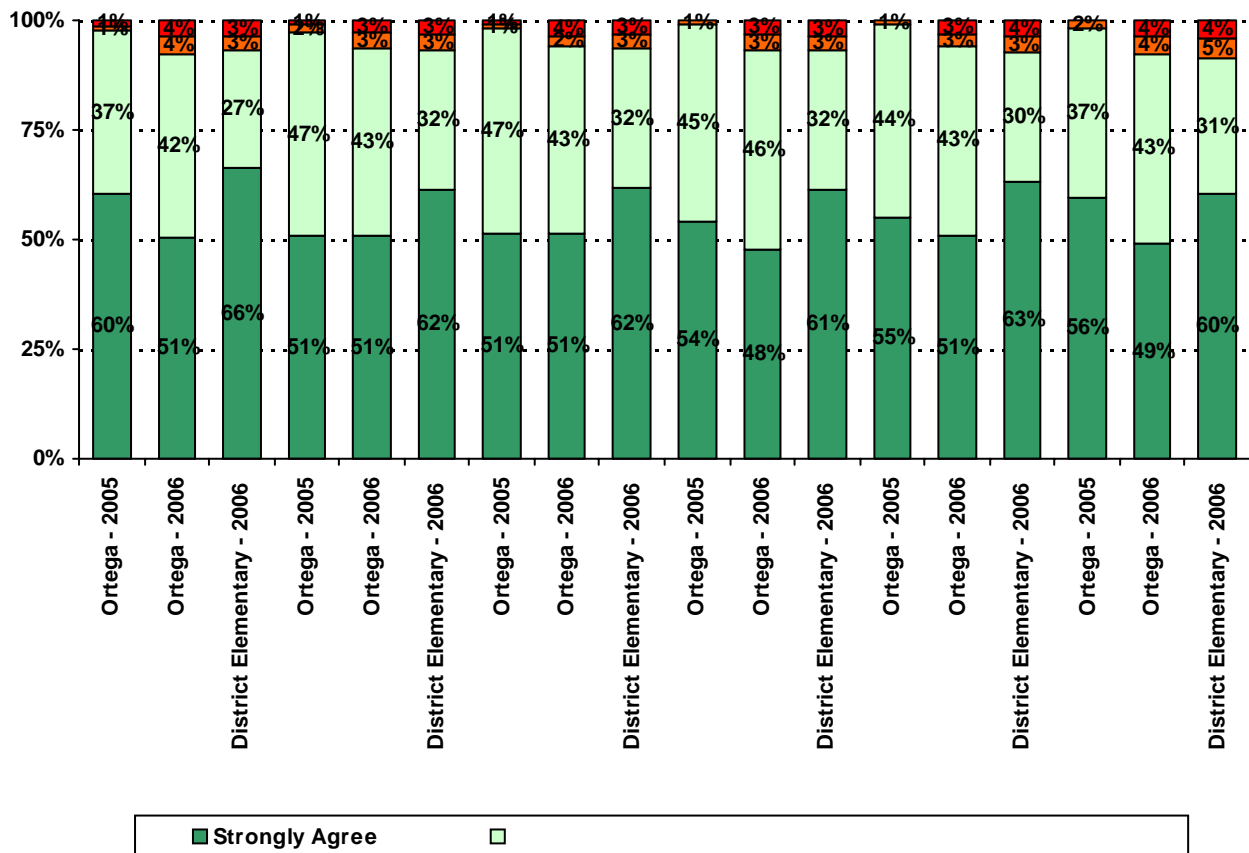
What did parents report as their child's ethnicity, and how does this compare to the ethnic distribution of the student population?


| Ethnicity | % of Students, as Reported by Campus Parent Respondents | % of Students in Campus Population |
|-----------------|---|---------------------------------------|
| Asian | 19.4% | 0.0% |
| Hispanic | 0.0% | 78.1% |
| Native American | 77.7% | 0.0% |
| White | 2.9% | 0.7% |
| | 0.0% | |

5. The following school staff treat me with courtesy and respect.

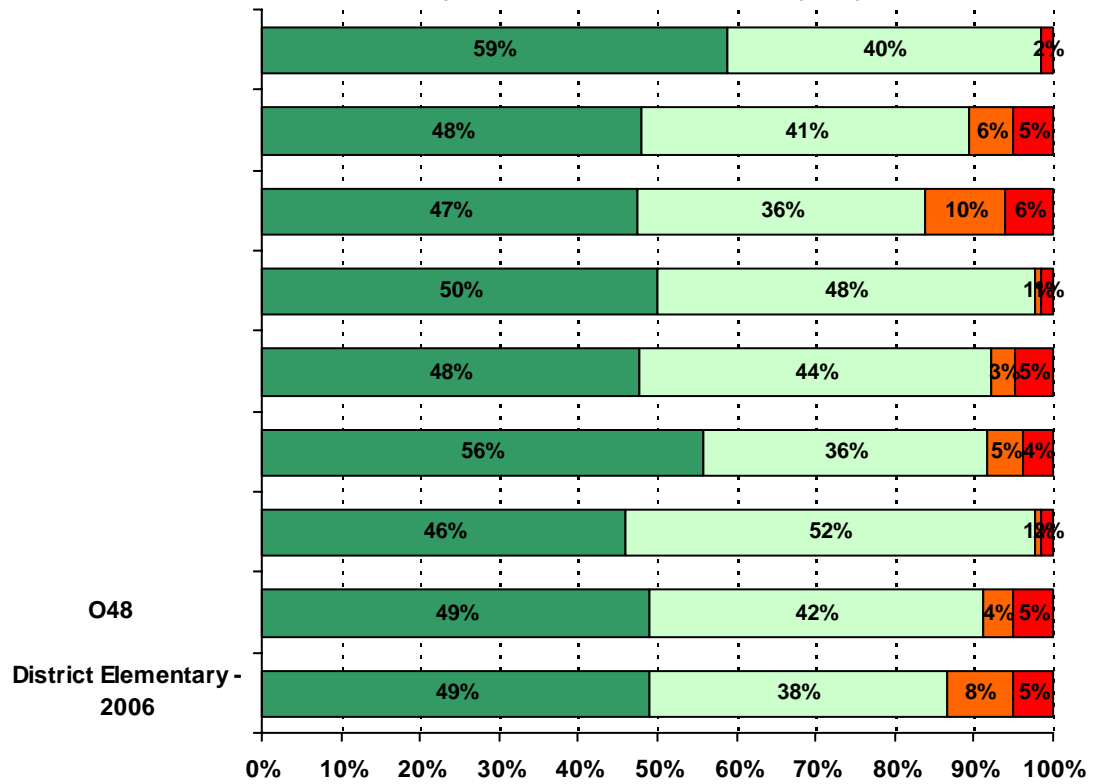








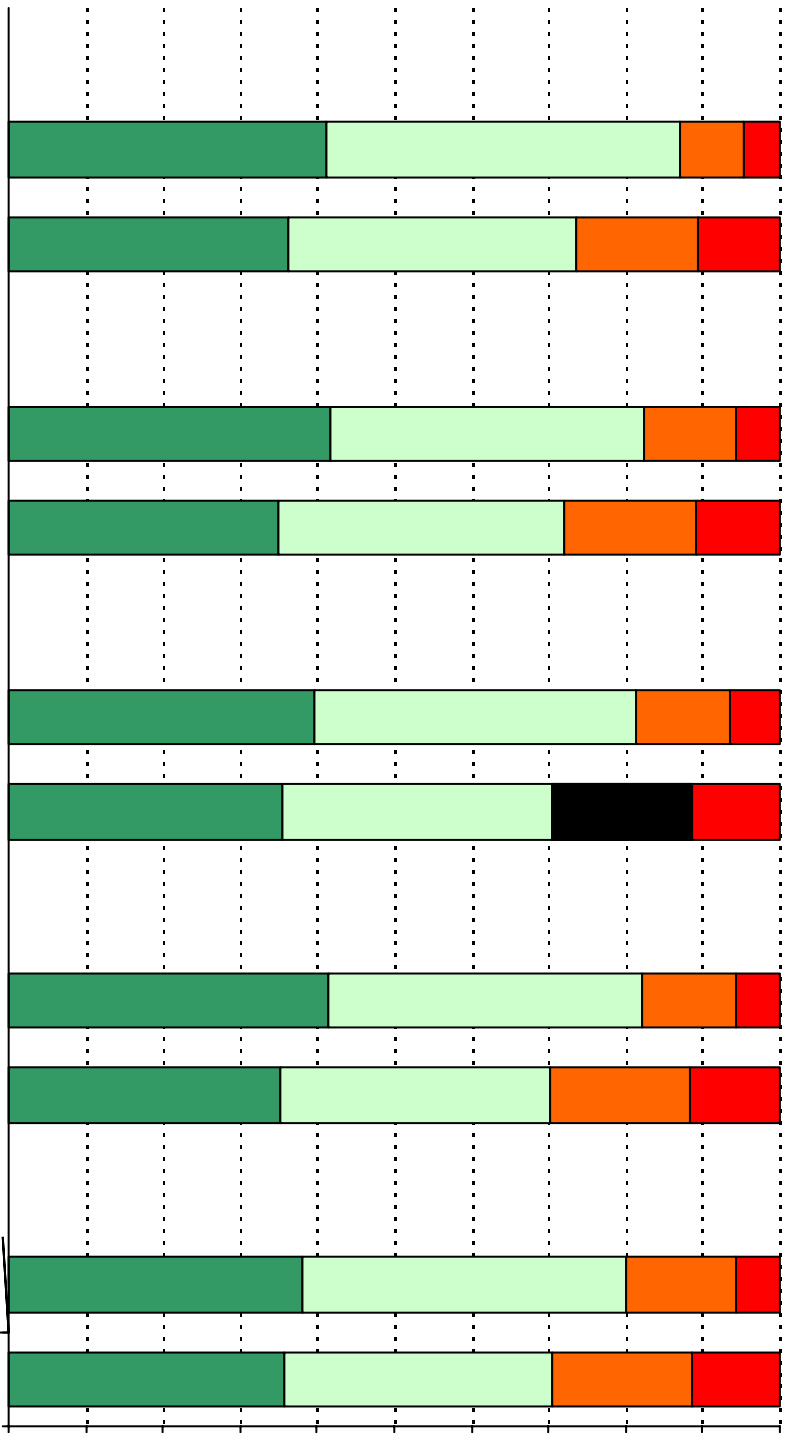
14. School staff provide me with enough information about the following programs:




O48

District Elementary -
2006

**Required
curriculum**





Item Response Details

Number of Ortega Elementary School Parent Responses, by Response Option

| | | Strongly Agree | Agree | Disagree | Strongly Disagree | Don't Know/NA |
|------------|----------------|----------------|-------|----------|-------------------|---------------|
| 4. | n = 157 | | 5 | 152 | | |
| 5a. | n = 191 | 91 | 78 | 7 | 8 | 7 |
| 5b. | n = 183 | 76 | 80 | 8 | 6 | 13 |
| 5c. | n = 184 | 92 | 69 | 5 | 7 | 11 |
| 5d. | n = 191 | 83 | 81 | 8 | 12 | 7 |
| 5e. | n = 197 | 111 | 68 | 5 | 10 | 3 |
| 6a. | n = 191 | 87 | 70 | 10 | 10 | 14 |
| 6b. | n = 182 | 73 | 72 | 12 | 8 | 17 |
| 6c. | n = 184 | 79 | 69 | 11 | 8 | 17 |
| 6d. | n = 189 | 76 | 79 | 9 | 10 | 15 |
| 6e. | n = 193 | 104 | 68 | 9 | 11 | 1 |
| 7a. | n = 189 | 85 | 79 | 7 | 6 | 12 |
| 7b. | n = 184 | 69 | 78 | 9 | 7 | 21 |
| 7c. | n = 182 | 71 | 78 | 6 | 6 | 21 |
| 7d. | n = 182 | 68 | 80 | 6 | 6 | 22 |
| 7e. | n = 198 | 96 | 82 | 9 | 7 | 4 |
| 8a. | n = 197 | 82 | 79 | 8 | 10 | 18 |
| 8b. | n = 186 | 67 | 82 | 8 | 7 | 22 |
| 8c. | n = 184 | 73 | 78 | 7 | 6 | 20 |
| 8d. | n = 189 | 68 | 81 | 7 | 5 | 28 |
| 8e. | n = 190 | 102 | 73 | 6 | 4 | 5 |
| 9a. | n = 189 | 93 | 79 | 5 | 6 | 6 |
| 9b. | n = 185 | 85 | 81 | 6 | 6 | 7 |
| 9c. | n = 181 | 88 | 73 | 4 | 6 | 10 |
| 9d. | n = 185 | 90 | 75 | 6 | 5 | 9 |
| 9e. | n = 190 | 94 | 78 | 7 | 7 | 4 |
| 9f. | n = 191 | 90 | 80 | 7 | 7 | 7 |
| 10. | n = 204 | 91 | 76 | 10 | 11 | 16 |
| 11. | n = 197 | 97 | 83 | 7 | 6 | 4 |
| 12. | n = 197 | 101 | 80 | 6 | 6 | 4 |

| | | | | | | |
|-------------|----------------|----|----|---|---|---|
| 13a. | n = 194 | 97 | 82 | 4 | 8 | 3 |
| 13b. | n = 189 | | | | | |
| 13c. | n = 192 | | | | | |
| 14a. | n = 195 | | | | | |
| 14b. | n = 196 | | | | | |