



2006-2007 AISD Parent Survey Results

Paredes Middle School


How many parents responded to the survey in 2005-2006 and 2006-2007, and how does this compare to the number of students in the population each year?

	Campus	District EL	District MS	District HS
	119			
	1,343			
	8.9%			
	111			
	1,054			
	10.5%			

What did parents report as their child's ethnicity, and how does this compare to the ethnic distribution of the student population?

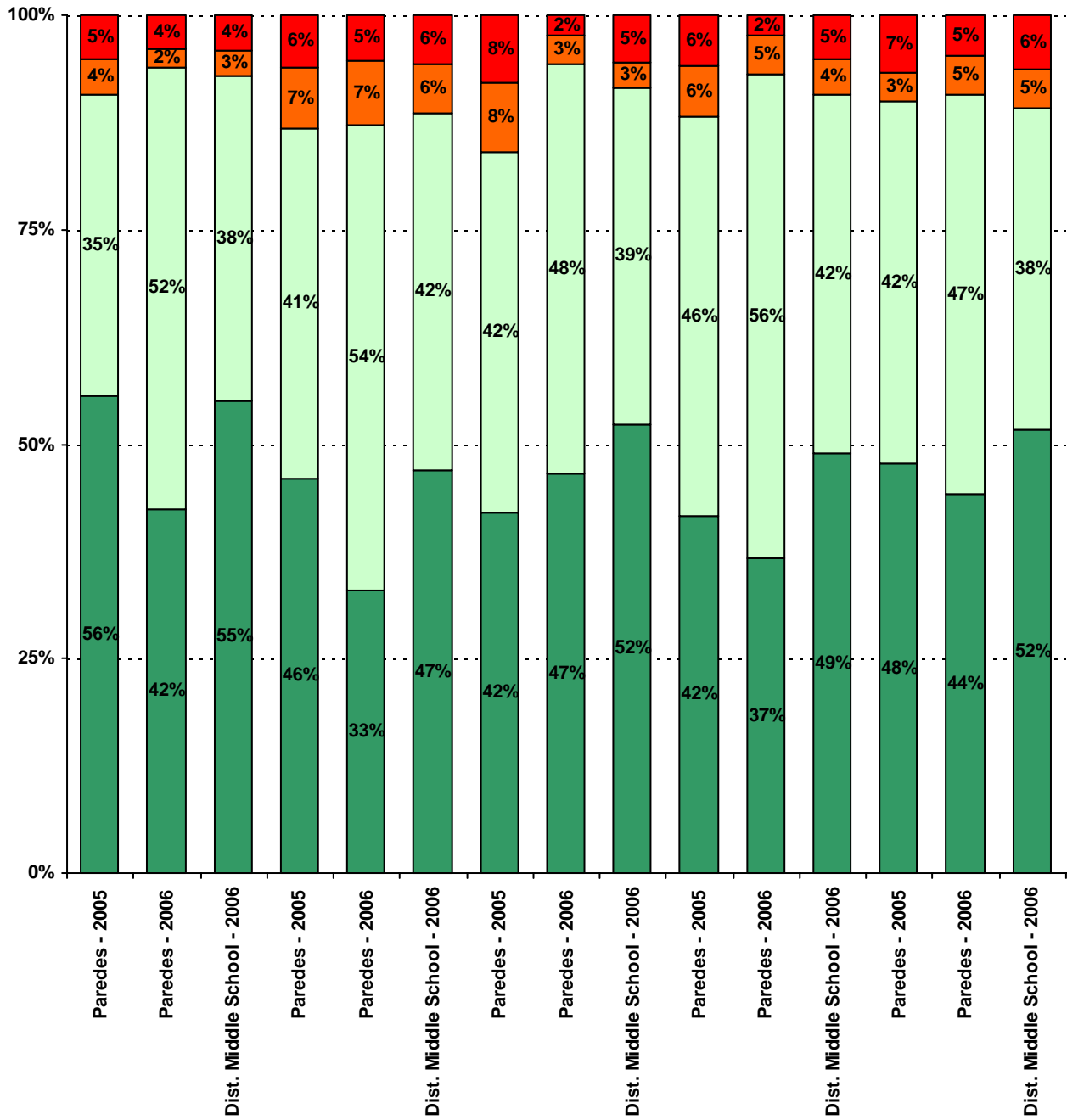
Ethnicity	% of Students, as Reported by Campus Parent Respondents	% of Students in Campus Population
	15.2%	
	5.4%	
	64.1%	
Native American	1.1%	0.4%
White	14.1%	18.9%

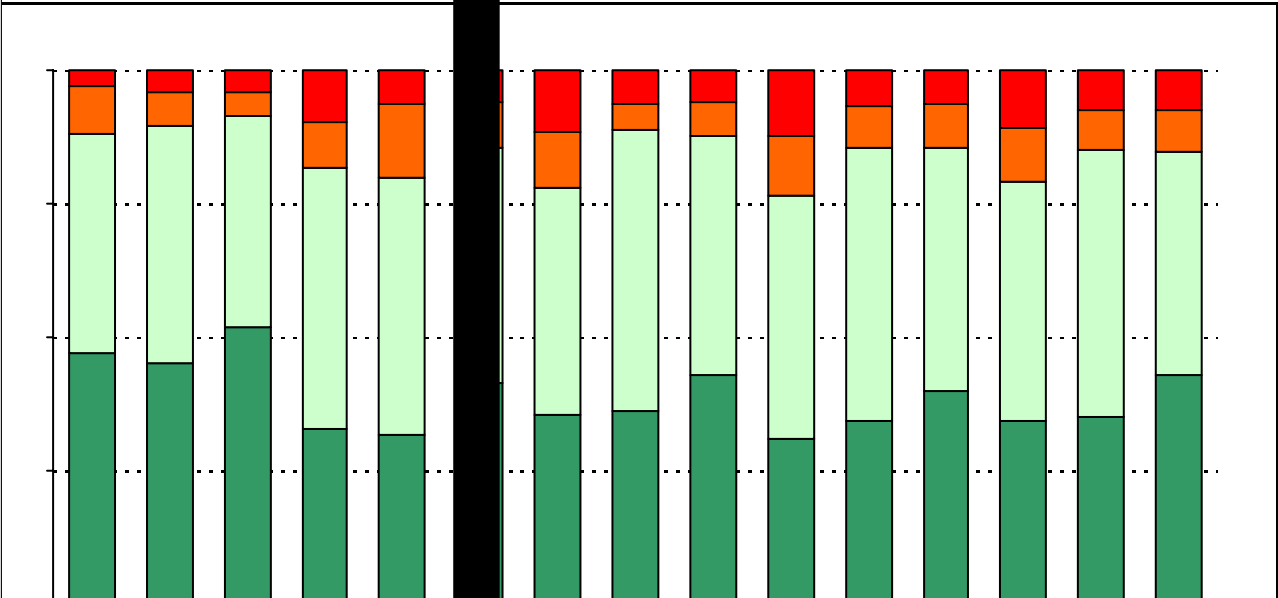
**% of Students, as
Reported by Campus**


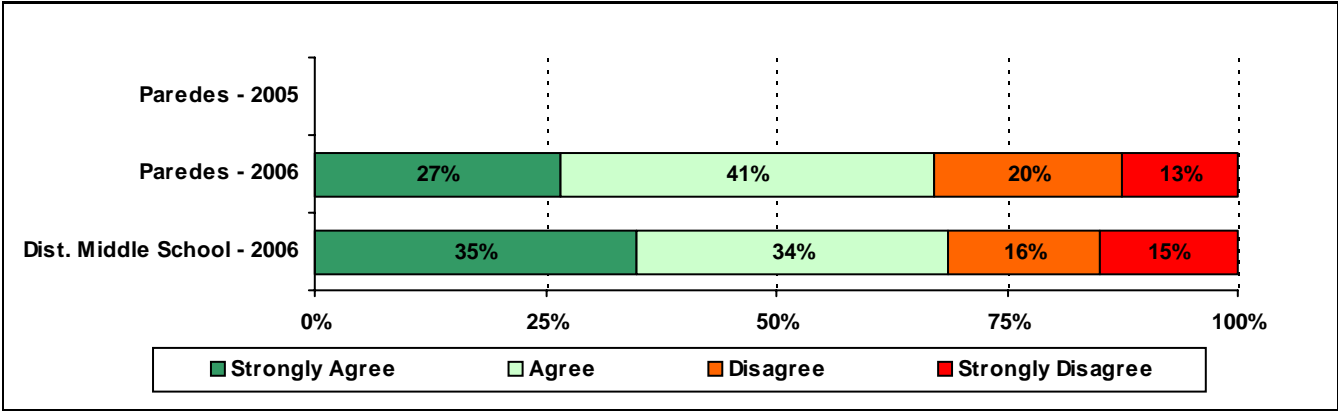



USING THE RESULTS OF THE AISD PARENT SURVEY


5. The following school staff treat me with courtesy and respect.

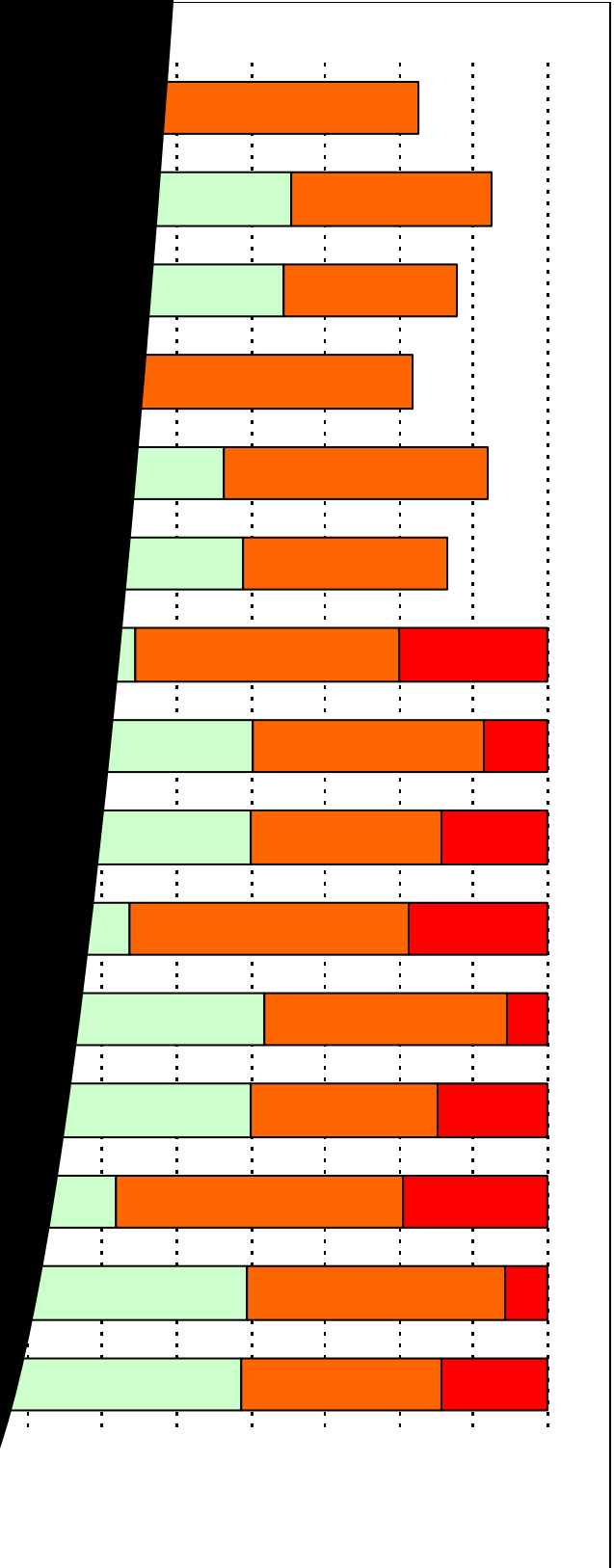

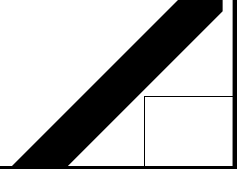




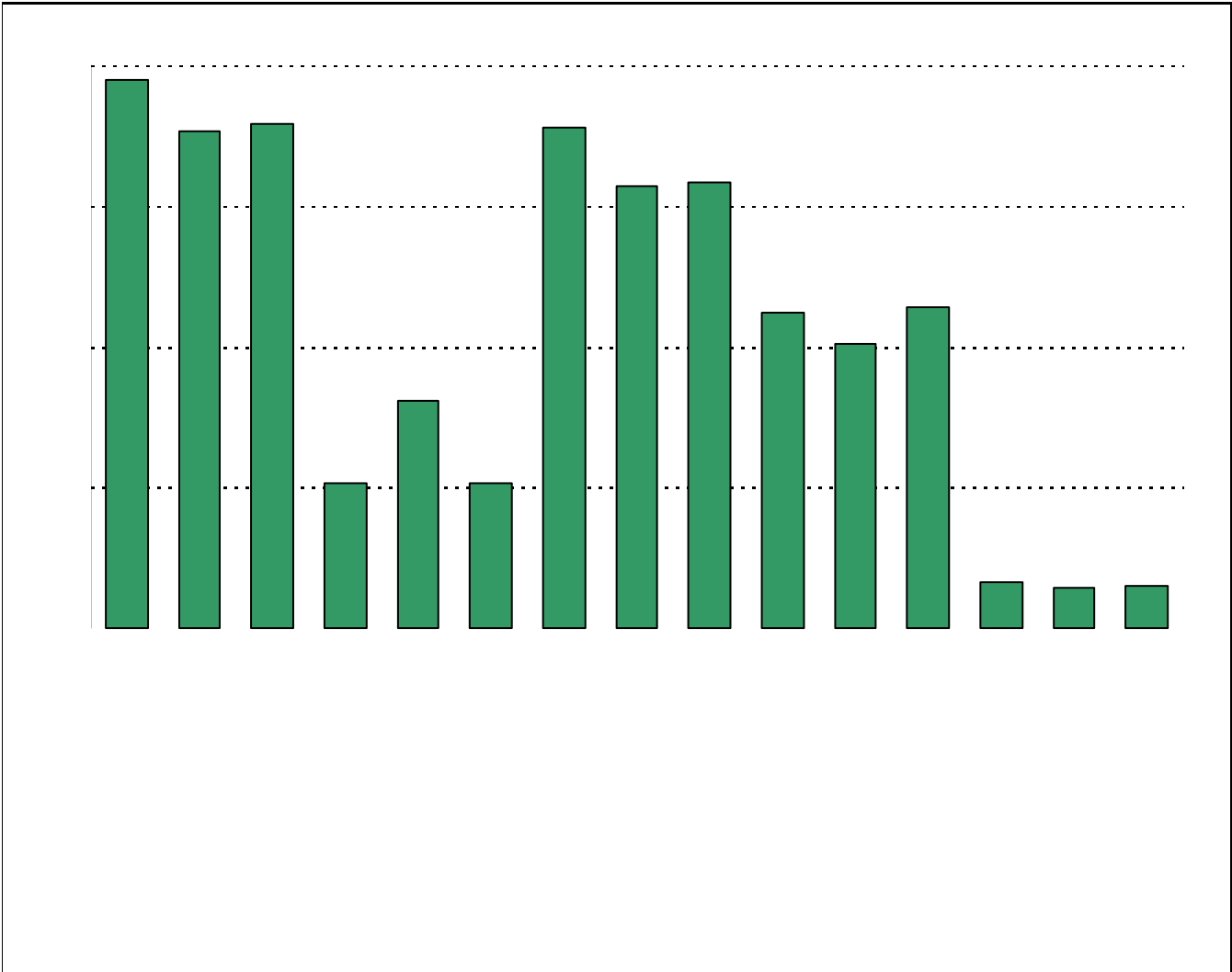








* Item(s) #17, #18 _#19 added to the survey in 2006



Item Response Details

Number of Paredes Middle School Parent Responses, by Response Option

		Strongly Agree	Agree	Disagree	Strongly Disagree	Don't Know/NA
4.	n = 96		0	96		
5a.	n = 106	38	40	4	4	20
5b.	n = 104	32	49	4	2	17
5c.	n = 104	40	41	3	2	18
5d.	n = 105	31	51	7	5	11
5e.	n = 106	42	51	2	4	7
6a.	n = 105	28	40	6	6	25
6b.	n = 104	26	39	6	5	28
6c.	n = 104	29	42	4	5	24
6d.	n = 103	25	38	11	5	24
6e.	n = 103	43	42	6	4	8
7a.	n = 105	31	31	11	9	23
7b.	n = 104	24	34	11	6	29
7c.	n = 104	30	39	9	3	23
7d.	n = 105	19	38	12	4	32
7e.	n = 105	42	39	9	3	12
8a.	n = 104	32	31	6	5	30
8b.	n = 102	24	34	6	4	34
8c.	n = 102	31	32	5	1	33
8d.	n = 102	20	29	10	1	42
8e.	n = 104	41	35	4	3	21
9a.	n = 107	40	39	2	7	19
9b.	n = 104	34	44	1	5	20
9c.	n = 105	39	45	1	3	17
9d.	n = 106	35	45	5	4	17
9e.	n = 105	38	48	3	6	10
9f.	n = 104	34	42	4	4	20
10.	n = 105	17	26	13	8	41
11.	n = 107	40	46	11	5	5
12.	n = 105	29	48	15	5	8

