

2004-2005 AISD Parent Survey Results

Pecan Springs Elementary School

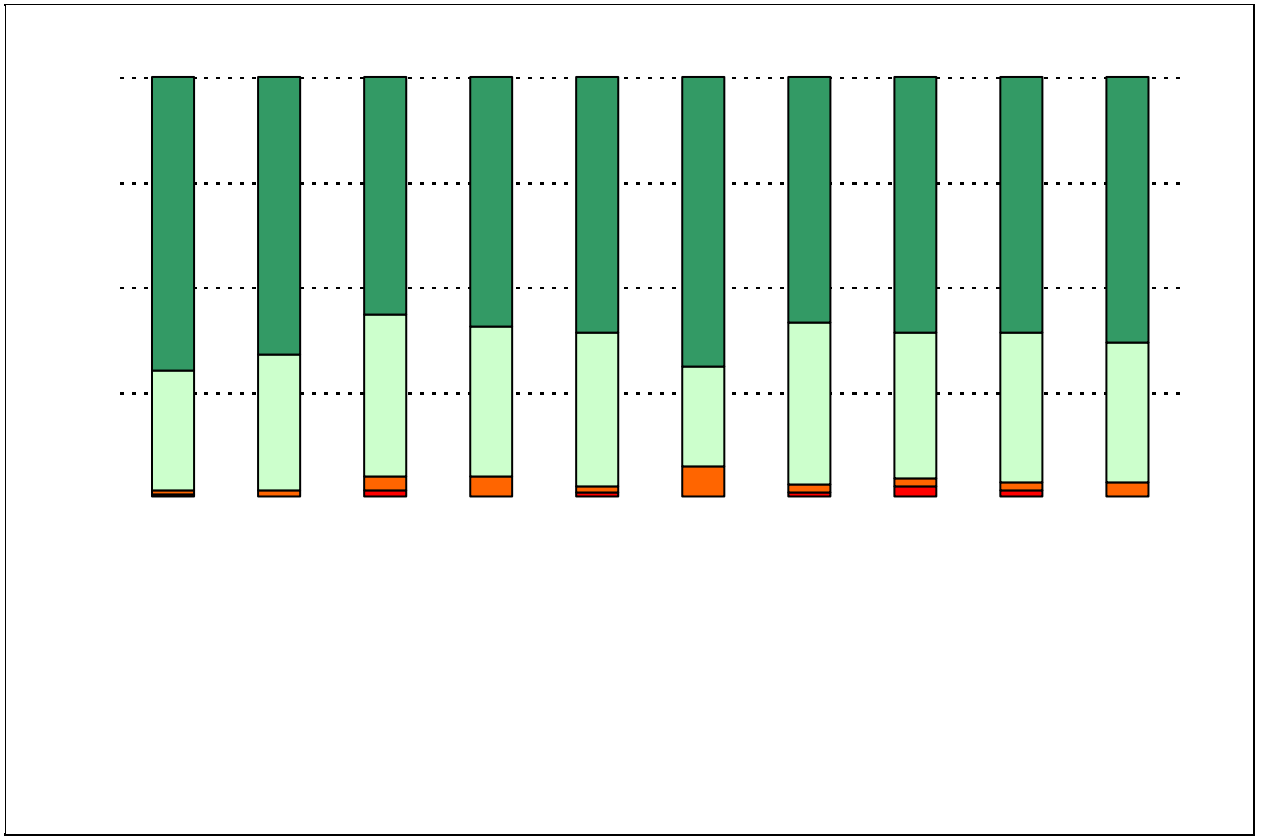
The following report contains the results of the 2004-2005 AISD Parent Survey for your campus and all AISD schools at your level. The first section of this report provides a comparison of the campus demographics and the demographics reported by parents who responded to the survey from your campus. The next section describes the percentage of parents selecting specific responses for each survey item, and the final section indicates the actual number of parents who selected each response option. Campus survey results should be examined for areas of strength and opportunities for improvement. Results for all AISD schools at your level are presented to provide a reference for comparison.

How many parents responded to the survey in 2003-2004 and 2004-2005, and how does this compare to the number of students in the population each year?

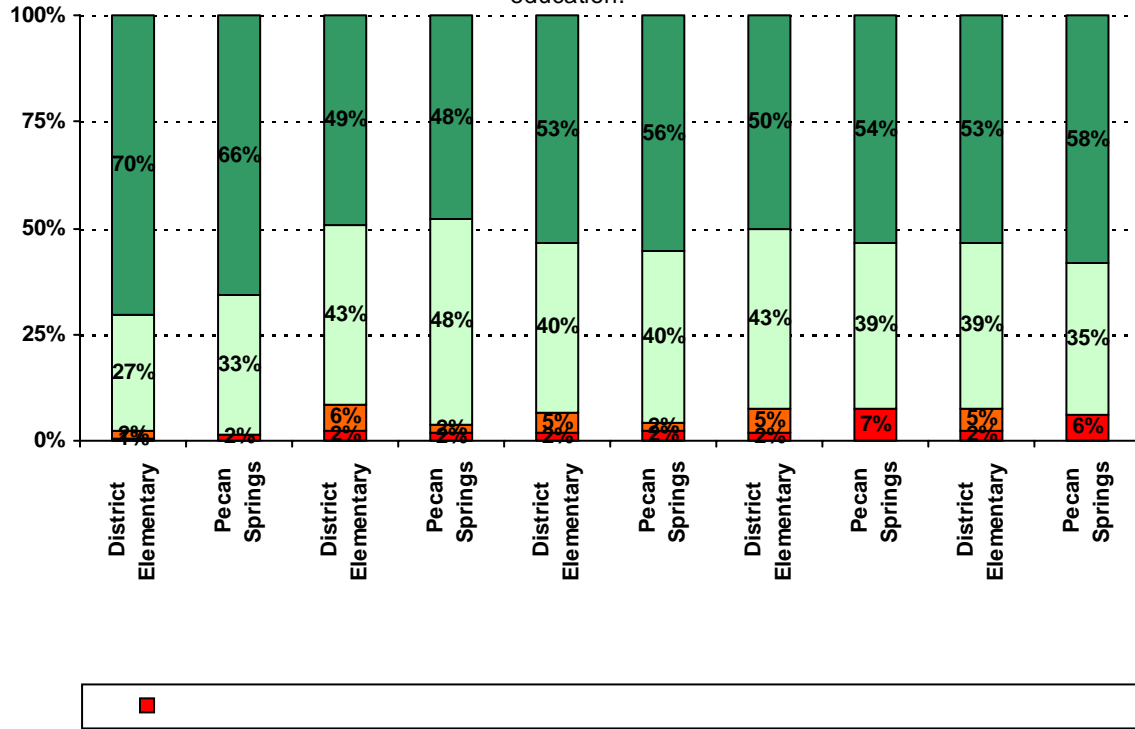
	Campus	District EL	District MS	District HS
# of Parents Responding in 2003-2004	63	16,070	2,721	1,640
# of Students in 2003-2004	570	42,594	15,819	19,847
<i>Ratio of Parent Respondents to Students, 2003-04</i>	<i>11.1%</i>	<i>37.7 %</i>	<i>17.2 %</i>	<i>8.3 %</i>
# of Parents Responding in 2004-2005	68	12,137	2,007	2,700
# of Students in 2004-2005	583	43,566	15,705	19,976
<i>Ratio of Parent Respondents to Students in 2004-05</i>	<i>11.7%</i>	<i>27.9 %</i>	<i>12.8 %</i>	<i>13.5 %</i>


Note: The ratio of parent respondents to students is listed above as a percentage for ease of interpretation; however, it is the number of parents who responded per 100 students enrolled.

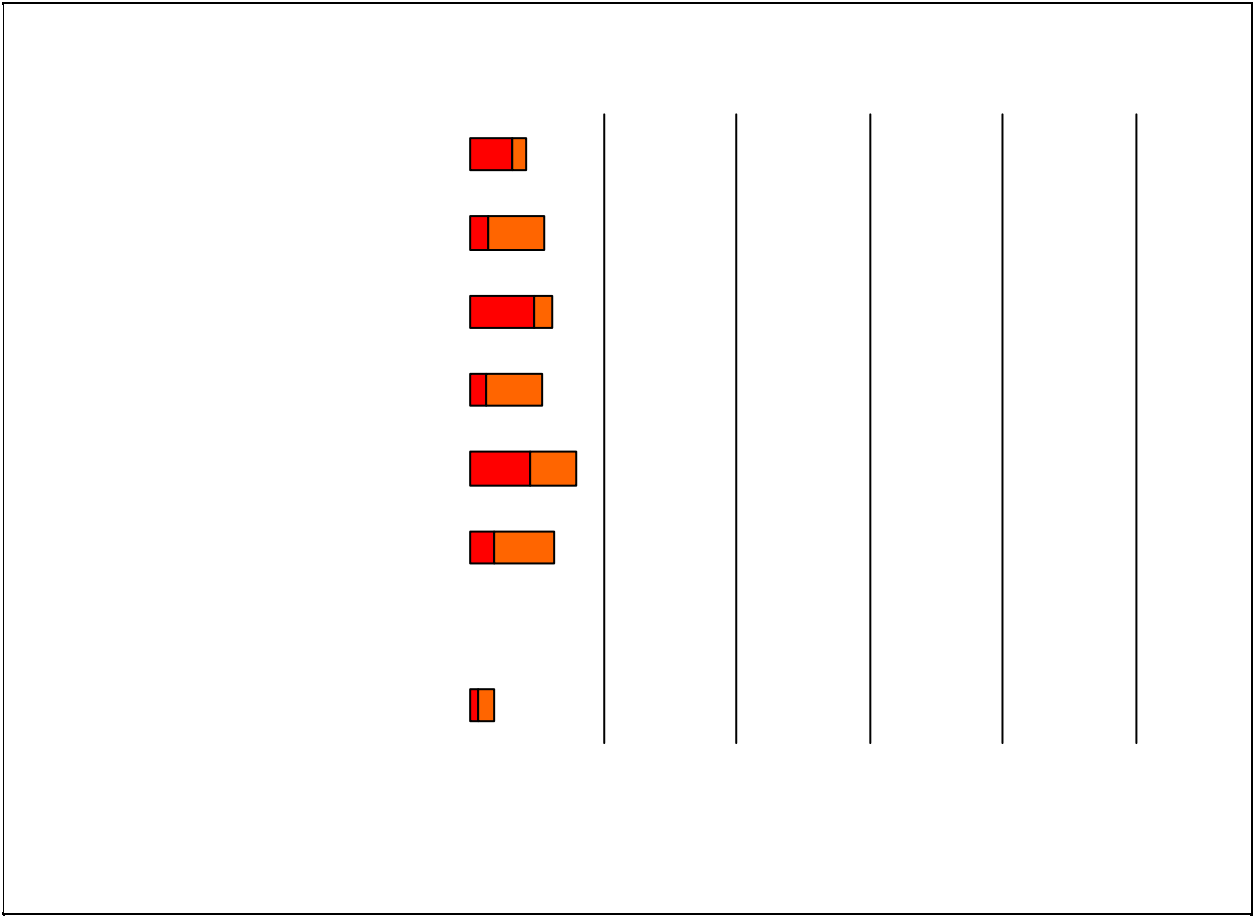
% of Students, as Reported by Parent Respondents	
African American	50.8%
Asian	0.2%
Hispanic	47.9%
Native American	0.0%
White	1.2%



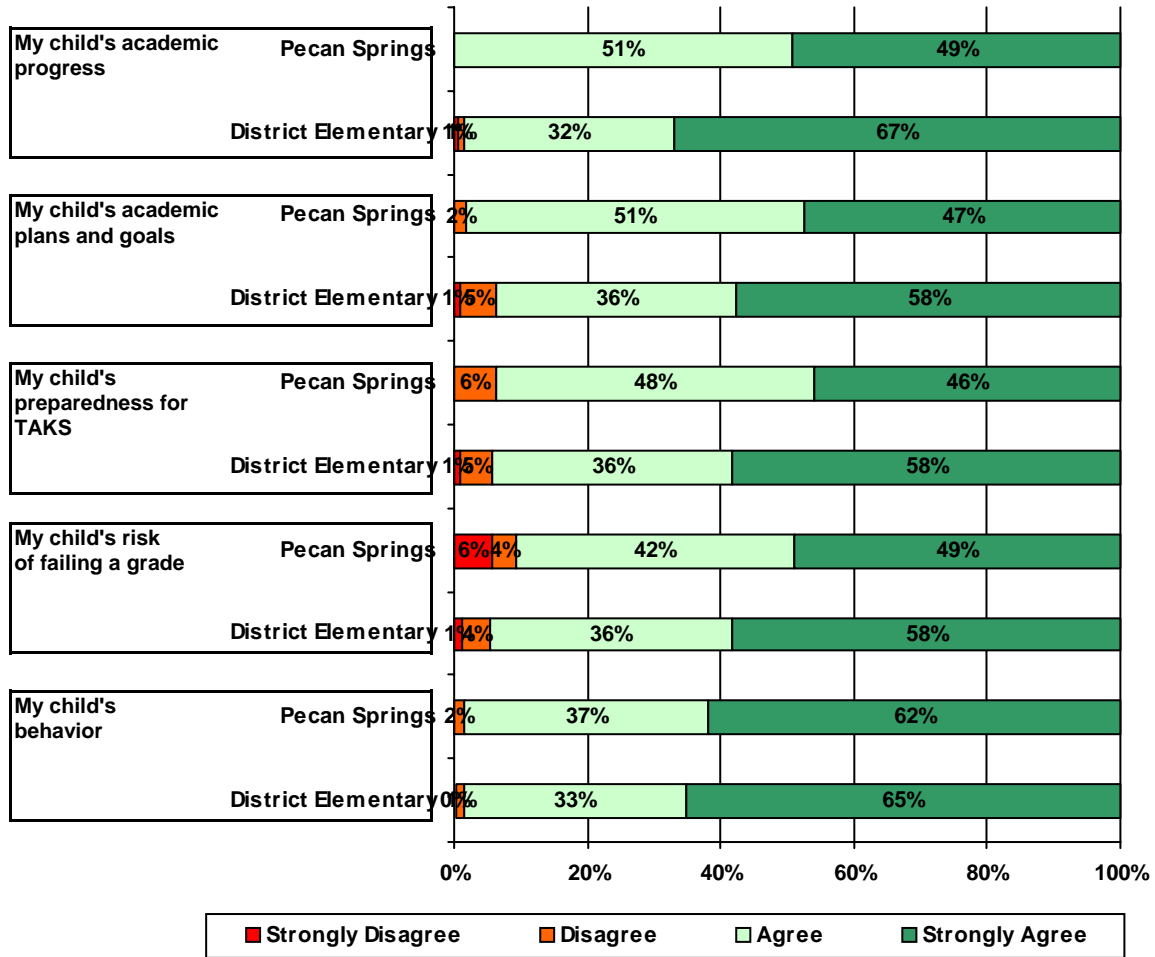
5. The following school staff have helped me to become more involved in my child's education.








13. School staff provided me with the following information about my child:



Item Response Details

Number of Pecan Springs Elementary School Parent Responses, by Response Option

		Strongly Agree	Agree	Disagree	Strongly Disagree	Does Not Apply	Don't Know
3a.	n = 64	36	19	2	0	0	7
3b.	n = 64	28	16	1	1	3	15
3c.	n = 62	29	10	3	0	4	16
3d.	n = 64	38	23	3	0	0	0
3e.	n = 66	43	21	1	0	0	1
4a.	n = 63	31	13	0	2	3	14
4b.	n = 61	26	12	0	3	3	17
4c.	n = 61	26	10	0	3	4	18
4d.	n = 63	31	15	1	1	4	11
4e.	n = 65	40	18	2	0	1	4
5a.	n = 62	28	17	0	3	4	10
5b.	n = 62	22	16	0	3	7	14
5c.	n = 63	25	18	1	1	4	14
5d.	n = 62	25	25	1	1	5	5
5e.	n = 65	42	21	0	1	1	0
6a.	n = 64	26	14	1	5	5	13
6b.	n = 63	22	14	1	6	5	15
6c.	n = 63	21	16	1	5	4	16
6d.	n = 61	20	20	2	5	7	7
6e.	n = 62	31	24	1	3	3	0
7a.	n = 63	29	28	0	1	0	5
7b.	n = 61	26	27	0	3	0	5
7c.	n = 61	26	20	0	3	0	12
7d.	n = 62	28	29	0	1	0	4
7e.	n = 64	34	27	3	0	0	0
*8.	n = 57	17	19	0	1	3	5
9.	n = 66	27	32	2	1	0	4
10.	n = 62	8	8	5	2	5	34



*This item included an additional response option, 'I am not