



2004-2005 AISD Parent Survey Results

Sims Elementary School

The following report contains the results of the 2004-2005 AISD Parent Survey for your campus and all AISD schools acampo5selected each response option. Campus survey results should be examined for areas and opportunities for improvement. Results for all AISD schools at your level are presented to provide a reference for comparison.

How many parents responded to the survey in 2003-2004 and 2004-2005, and how does this compare to the number of students in the population each year?

	Campus	District EL	District MS	District HS
# of Parents Responding in 2003-2004	174	16,070	2,721	1,640
# of Students in 2003-2004	358	42,594	15,819	19,847
<i>Ratio of Parent Respondents to Students, 2003-04</i>	48.6%	37.7 %	17.2 %	8.3 %
# of Parents Responding in 2004-2005	115	12,137	2,007	2,700
# of Students in 2004-2005	376	43,566	15,705	19,976
<i>Ratio of Parent Respondents to Students in 2004-05</i>	30.6%	27.9 %	12.8 %	13.5 %


Note: The ratio of parent respondents to students is listed above as a percentage for ease of interpretation; however, it is the number of parents who responded per 100 students enrolled.

What did parents report as their child's ethnicity, and how does this compare to the ethnic distribution of the student population?

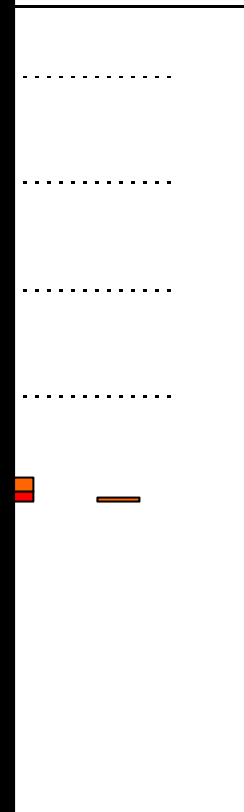
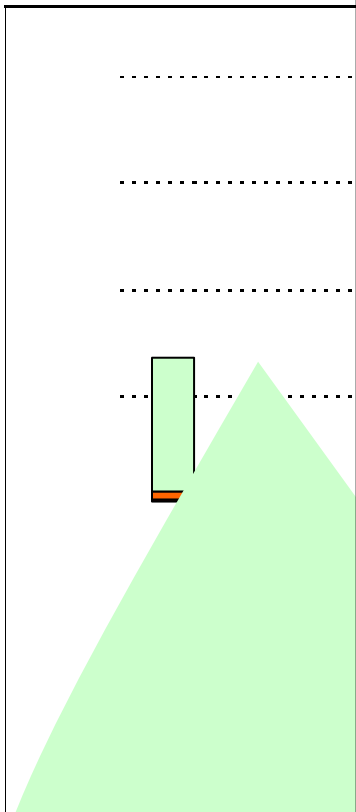
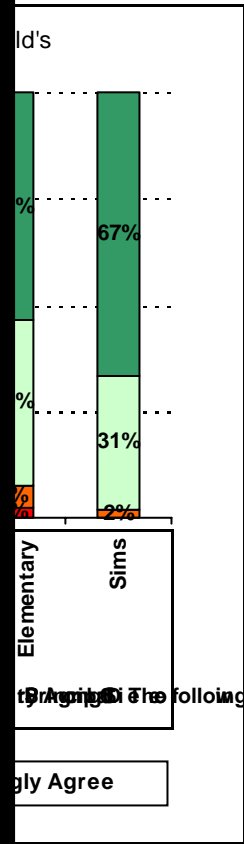
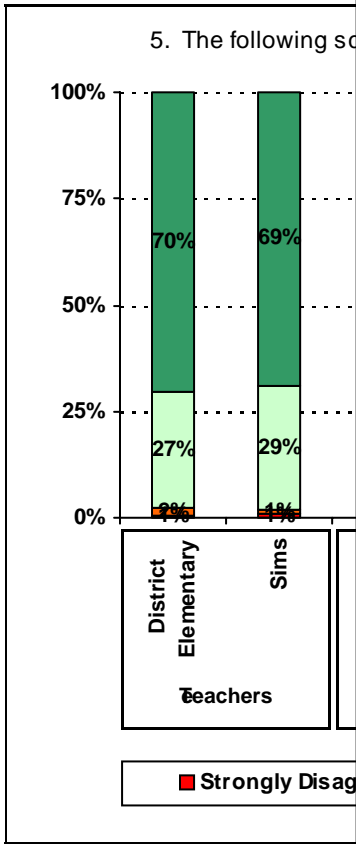
Ethnicity	% of Students, as Reported by Parent Respondents	% of Students in Campus Population
African American	42.5%	43.6%
Asian	0.0%	0.0%
Hispanic	54.9%	55.3%
Native American	1.8%	0.3%
White	0.9%	0.8%

**% of Students, as
Reported by Parent
Respondents**

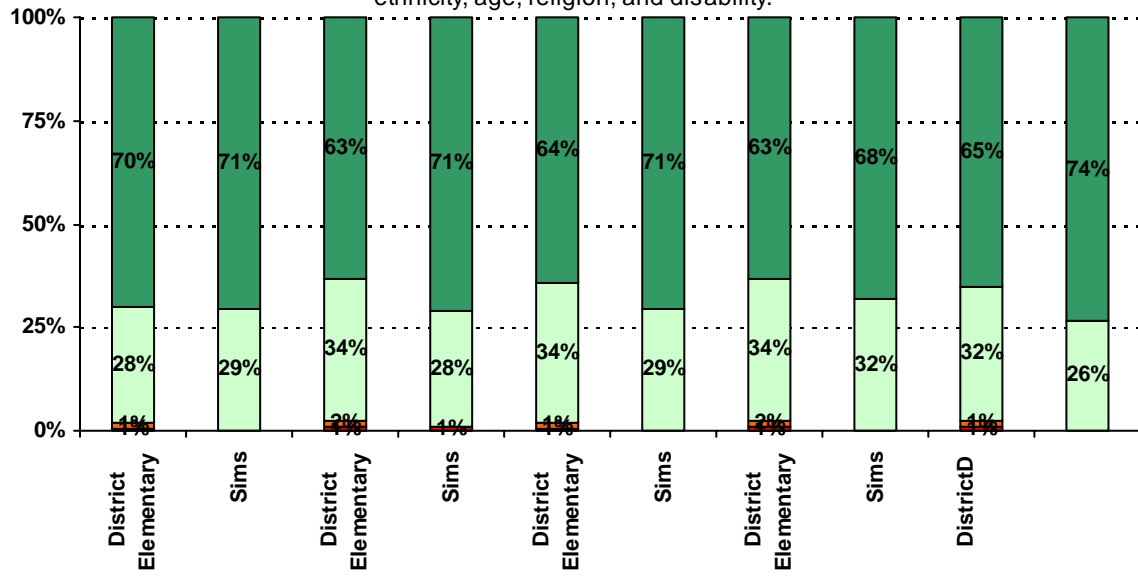
% of Students in



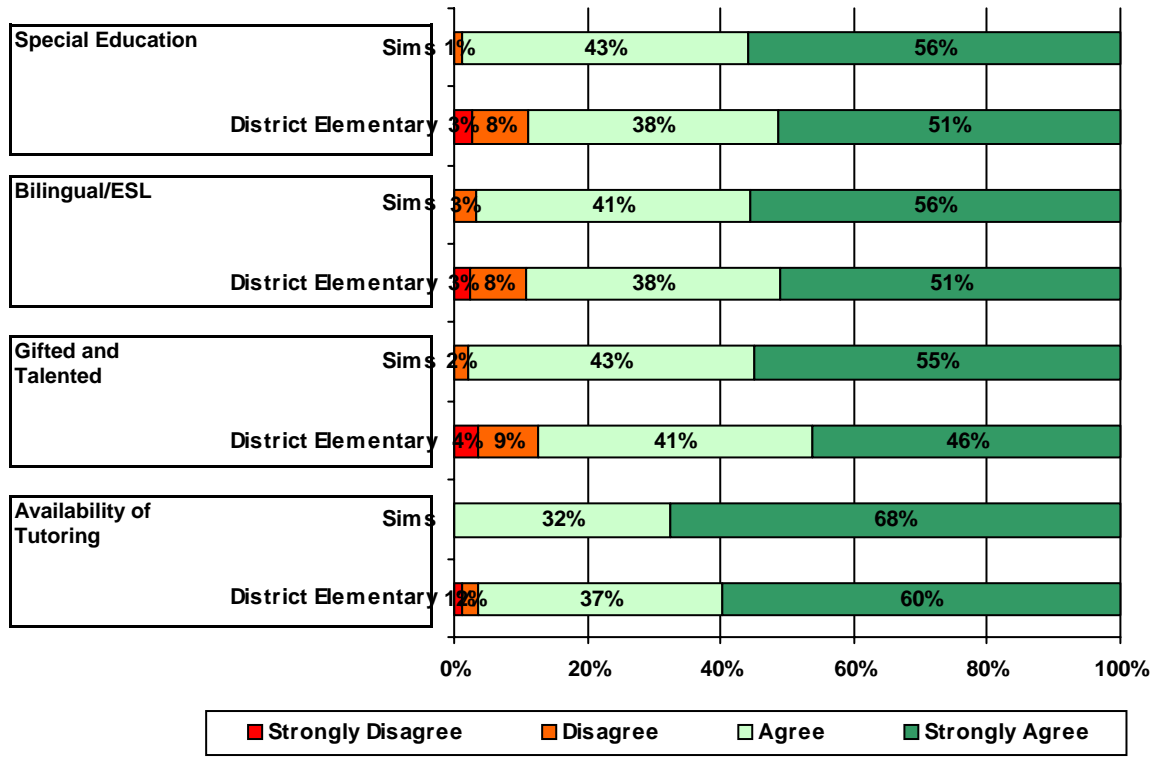
A rectangular box with a solid black border. Inside the box, there are four horizontal dashed lines, evenly spaced, intended for writing text.



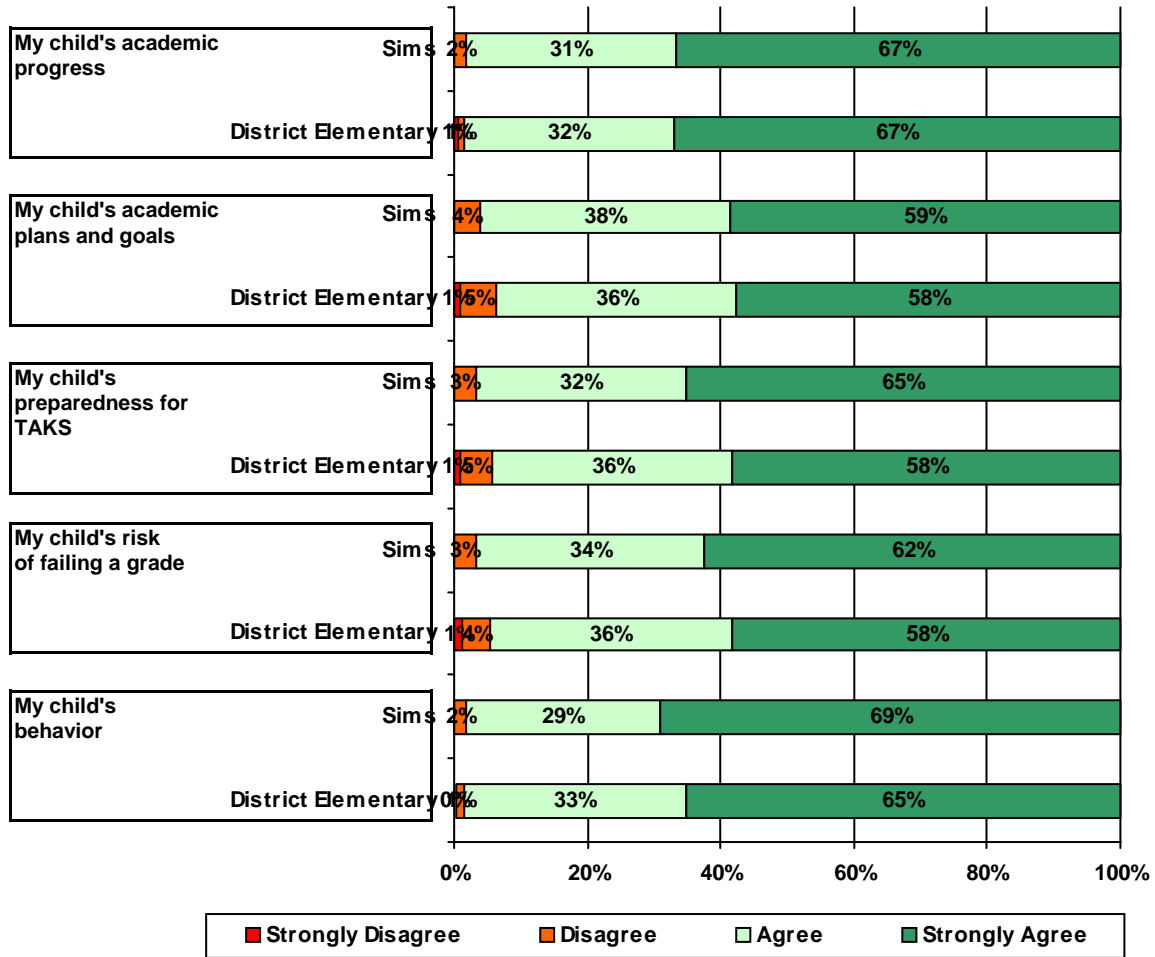
7. The following school staff treat my child fairly with respect to culture, gender, ethnicity, age, religion, and disability.



12. School staff provided me with information about the following programs:



13. School staff provided me with the following information about my child:



Item Response Details

Number of Sims Elementary School Parent Responses, by Response Option

		Strongly Agree	Agree	Disagree	Strongly Disagree	Does Not Apply	Don't Know
3a.	n = 114	72	36	0	0	3	3
3b.	n = 113	65	39	0	0	3	6
3c.	n = 112	62	36	0	0	3	11
3d.	n = 113	73	32	0	2	3	3
3e.	n = 113	77	30	0	2	3	1
4a.	n = 112	60	35	1	1	4	11
4b.	n = 111	56	37	1	0	5	12
4c.	n = 112	56	38	2	0	1	15
4d.	n = 112	61	39	2	0	3	7
4e.	n = 112	69	36	0	0	3	4
5a.	n = 111	66	31	2	0	6	6
5b.	n = 111	61	30	3	0	7	10
5c.	n = 110	54	40	2	0	3	11
5d.	n = 112	63	38	2	1	6	2
5e.	n = 114	74	31	1	1	5	2
6a.	n = 112	62	30	1	0	6	13
6b.	n = 112	56	33	1	0	4	18
6c.	n = 113	53	37	2	0	5	16
6d.	n = 111	55	35	1	1	7	12
6e.	n = 109	64	30	1	0	6	8
7a.	n = 111	75	27	0	0	3	6
7b.	n = 110	66	31	0	0	3	10
7c.	n = 112	70	29	0	0	4	9
7d.	n = 110	74	29	0	1	4	2
7e.	n = 112	77	32	0	0	2	1
*8.	n = 112	52	30	4	2	7	3
9.	n = 112	73	31	2	0	5	1
10.	n = 107	36	24	7	2	5	33



*This item included an additional response option, 'I am not