

2004-2005 AISD Parent Survey Results

Wooten Elementary School


The following report contains the results of the 2004-2005 AISD Parent Survey for your campus and all AISD schools acampo5selected each response option. Campus survey results should be examined for areas and opportunities for improvement. Results for all AISD schools at your level are presented to provide a reference for comparison.

How many parents responded to the survey in 2003-2004 and 2004-2005, and how does this compare to the number of students in the population each year?

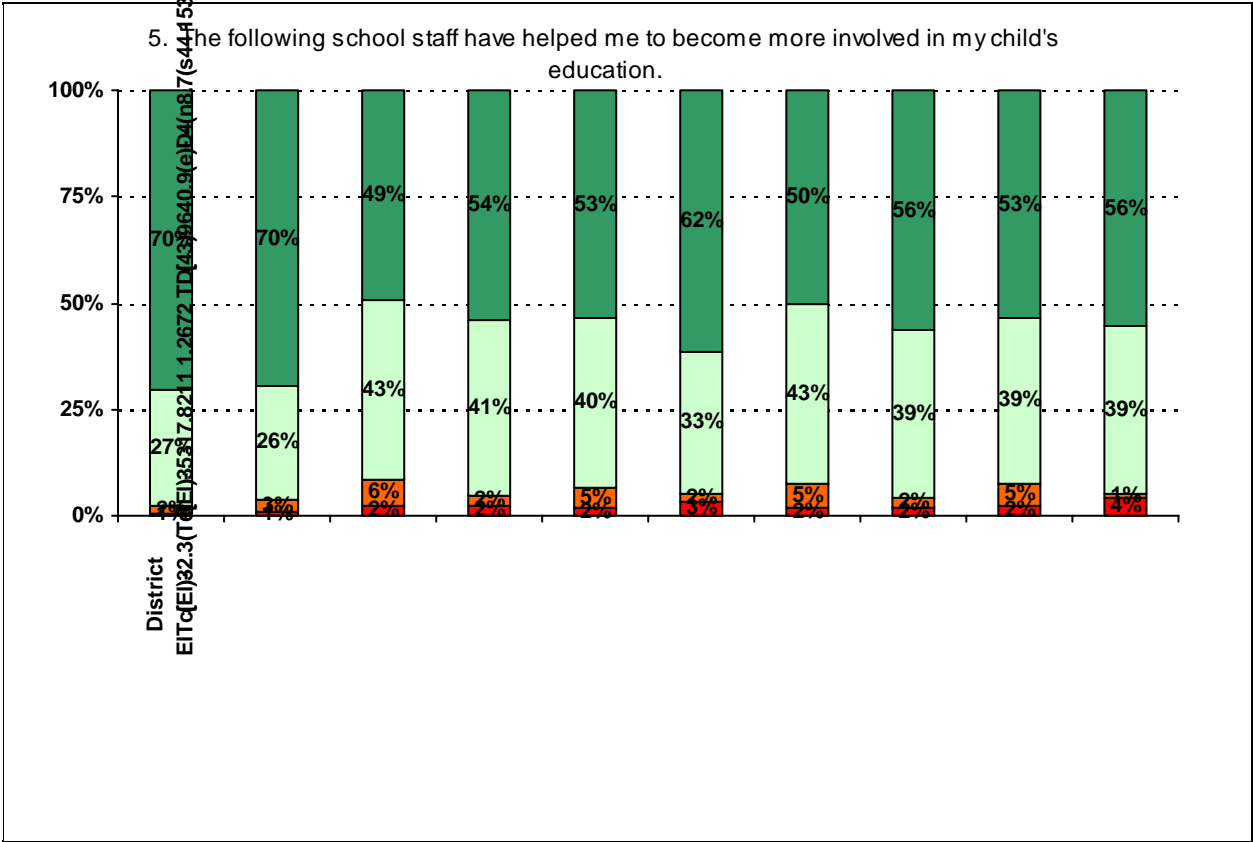
	Campus	District EL	District MS	District HS
# of Parents Responding in 2003-2004	268	16,070	2,721	1,640
# of Students in 2003-2004	591	42,594	15,819	19,847
<i>Ratio of Parent Respondents to Students, 2003-04</i>	45.3%	37.7 %	17.2 %	8.3 %
# of Parents Responding in 2004-2005	224	12,137	2,007	2,700
# of Students in 2004-2005	593	43,566	15,705	19,976
<i>Ratio of Parent Respondents to Students in 2004-05</i>	37.8%	27.9 %	12.8 %	13.5 %

Note: The ratio of parent respondents to students is listed above as a percentage for ease of interpretation; however, it is the number of parents who responded per 100 students enrolled.

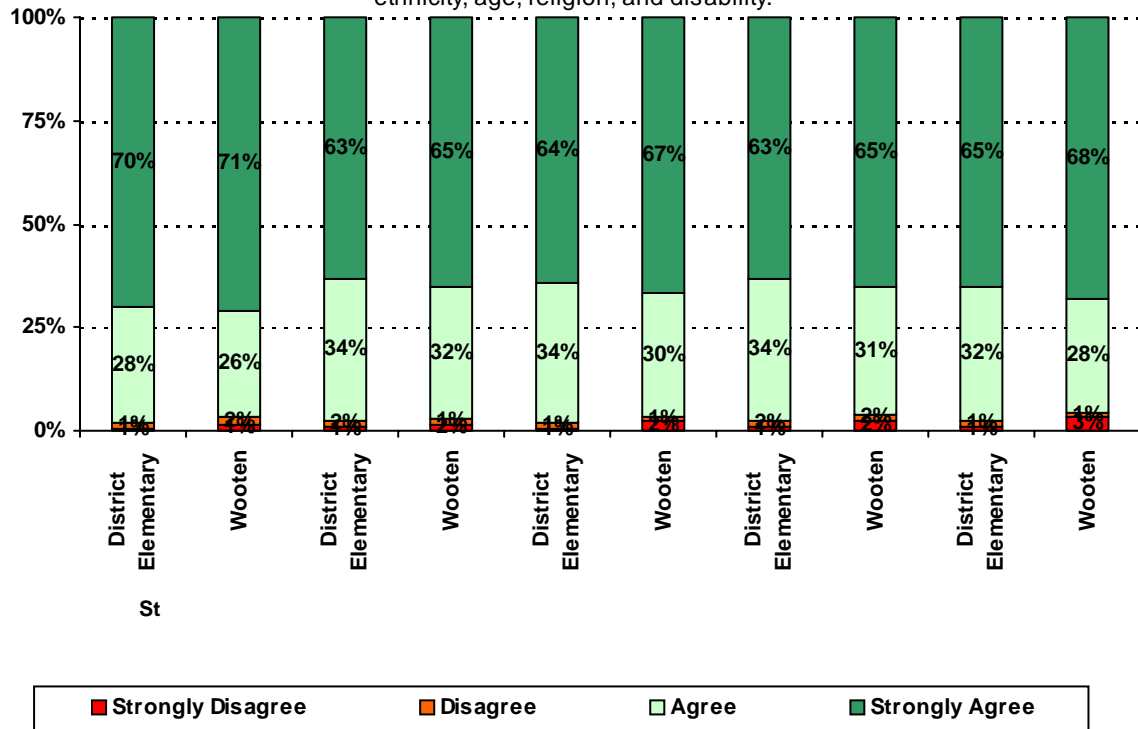
% of Students, as	
African American	7.8%
Asian	0.2%
Hispanic	86.5%
Native American	0.2%
White	5.4%



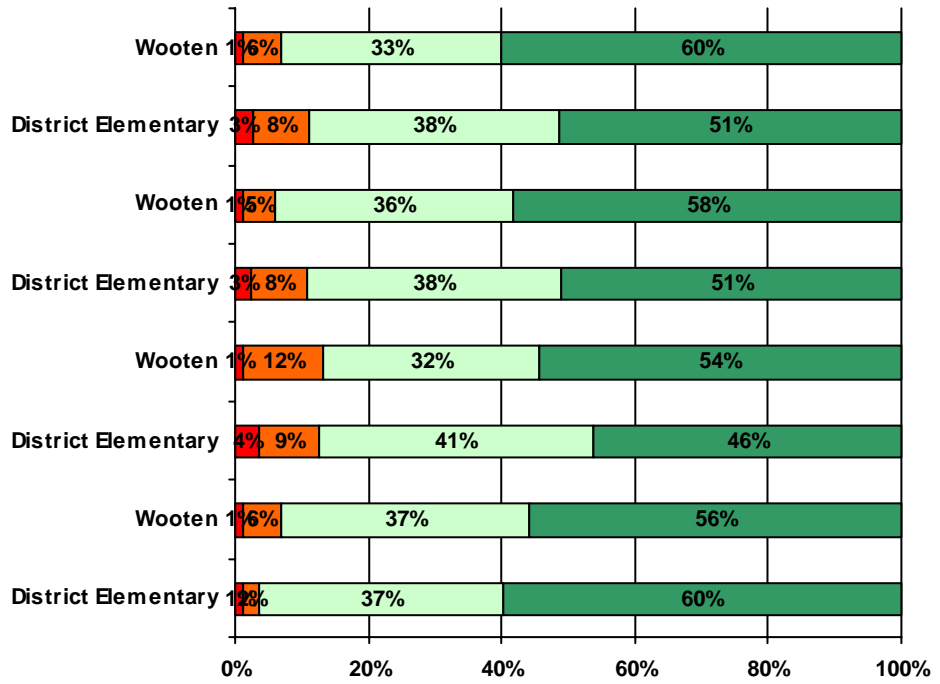
5. The following school staff have helped me to become more involved in my child's education.



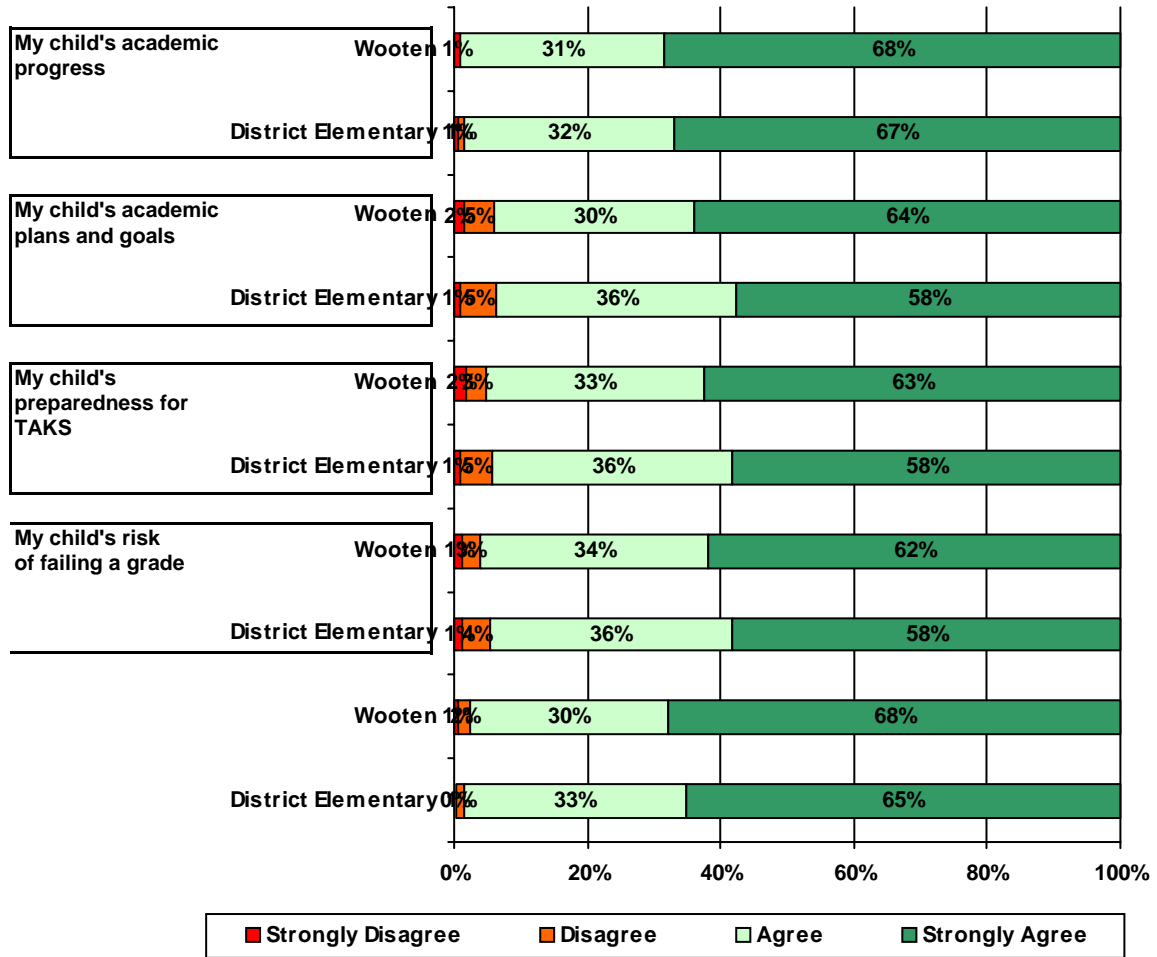
7. The following school staff treat my child fairly with respect to culture, gender, ethnicity, age, religion, and disability.




12. School staff provided me with information about the following programs :



13. School staff provided me with the following information about my child:





Number of Wooten Elementary School Parent Responses, by Response Option (Continued)

		Strongly Agree	Agree	Disagree	Strongly Disagree	Does Not Apply	Don't Know
11a.	n = 202	111	63	0	1	14	13
11b.	n = 199	112	76	0	1	5	5
11c.	n = 198	104	74	0	2	7	11
11d.	n = 199	121	66	1	1	4	6
11e.	n = 192	98	47	2	2	24	19
11f.	n = 189	95	59	4	1	13	17
11g.	n = 198	119	66	0	2	5	6
12a.	n = 199	105	58	10	2	13	11
12b.	n = 205	109	67	9	2	12	6
12c.	n = 191	82	49	18	2	11	29
12d.	n = 199	48	32	5	1	9	13
13a.	n = 200	132	59	0	2	3	4
13b.	n = 206	125	58	9	3	6	5
13c.	n = 199	107	56	5	3	17	11
13d.	n = 200	109	60	5	2	17	7
13e.	n = 203	133	58	4	1	4	3

*This item included an additional response option, 'I am not aware of AISD's academic benchmark testing.' An additional 23 parents selected this option.